

Onshore Grab Sample

Sample: IR-14-BB
Sample Taken By: D. Phelps
Sample Collected On: 10/30/08
Splits? N/A

County: Indian River
Latitude: 27° 41' 45.0"
Longitude: 80° 22' 09.1"
Datum: WGS 84
Surf. Elev: 0
Datum: N/A

Fine Data Summary

Total Sample Weight 59.526 grams
Total Fines in Sample 0.069 grams
Total Percent Fines 0.12 %

Dry Sieving Summary

Total Sample Weight 59.535 grams
Total Digested Weight 44.276 grams
Total Carbonate Weight 15.259 grams
Total Silica % 74.37 %
Total Carbonate % 25.63 %
Carbonate/Silica Ratio 0.345

General Comments:

None

Description

Worked By: M. Ladle

Pre-Digestion Grain Size Distribution

Onshore Grab Sample

Sample: IR-14-BB

Total Sample Mass: 59.535 grams

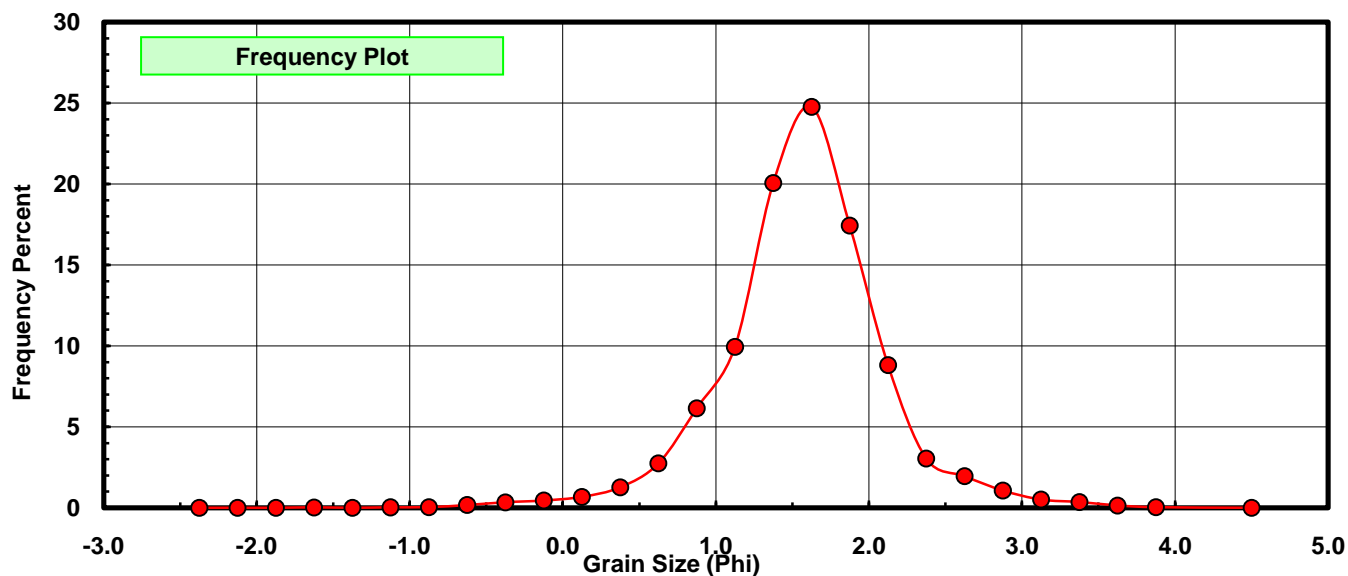
Sieve Size (phi)	Sieve Midpt (phi)	Weight (grams)	Freq Weight %	Cumulative Weight %
-2.25	-2.375	0.000	0.000	0.000
-2.00	-2.125	0.000	0.000	0.000
-1.75	-1.875	0.000	0.000	0.000
-1.50	-1.625	0.016	0.027	0.027
-1.25	-1.375	0.000	0.000	0.027
-1.00	-1.125	0.017	0.029	0.055
-0.75	-0.875	0.024	0.040	0.096
-0.50	-0.625	0.100	0.168	0.264
-0.25	-0.375	0.204	0.343	0.606
0.00	-0.125	0.267	0.448	1.055
0.25	0.125	0.402	0.675	1.730
0.50	0.375	0.752	1.263	2.993
0.75	0.625	1.633	2.743	5.736
1.00	0.875	3.660	6.148	11.884
1.25	1.125	5.921	9.945	21.829
1.50	1.375	11.947	20.067	41.896
1.75	1.625	14.745	24.767	66.663
2.00	1.875	10.376	17.428	84.092
2.25	2.125	5.246	8.812	92.903
2.50	2.375	1.807	3.035	95.939
2.75	2.625	1.164	1.955	97.894
3.00	2.875	0.636	1.068	98.962
3.25	3.125	0.301	0.506	99.468
3.50	3.375	0.212	0.356	99.824
3.75	3.625	0.084	0.141	99.965
4.00	3.875	0.021	0.035	100.000
5.00	4.50	0.000	0.000	100.000

Statistical Results			
Mean:	1.5652	phi	(0.3379 mm)
Standard Dev:	0.5433	phi-units	(0.6862 mm)
Skewness:	-0.2396	dimensionless	
Kurtosis:	5.3438	dimensionless	
5th Moment:	-5.0215	dimensionless	
6th Moment:	60.3026	dimensionless	
RARD *	0.3471	dimensionless	
Median	1.4568	phi	(0.3643 mm)

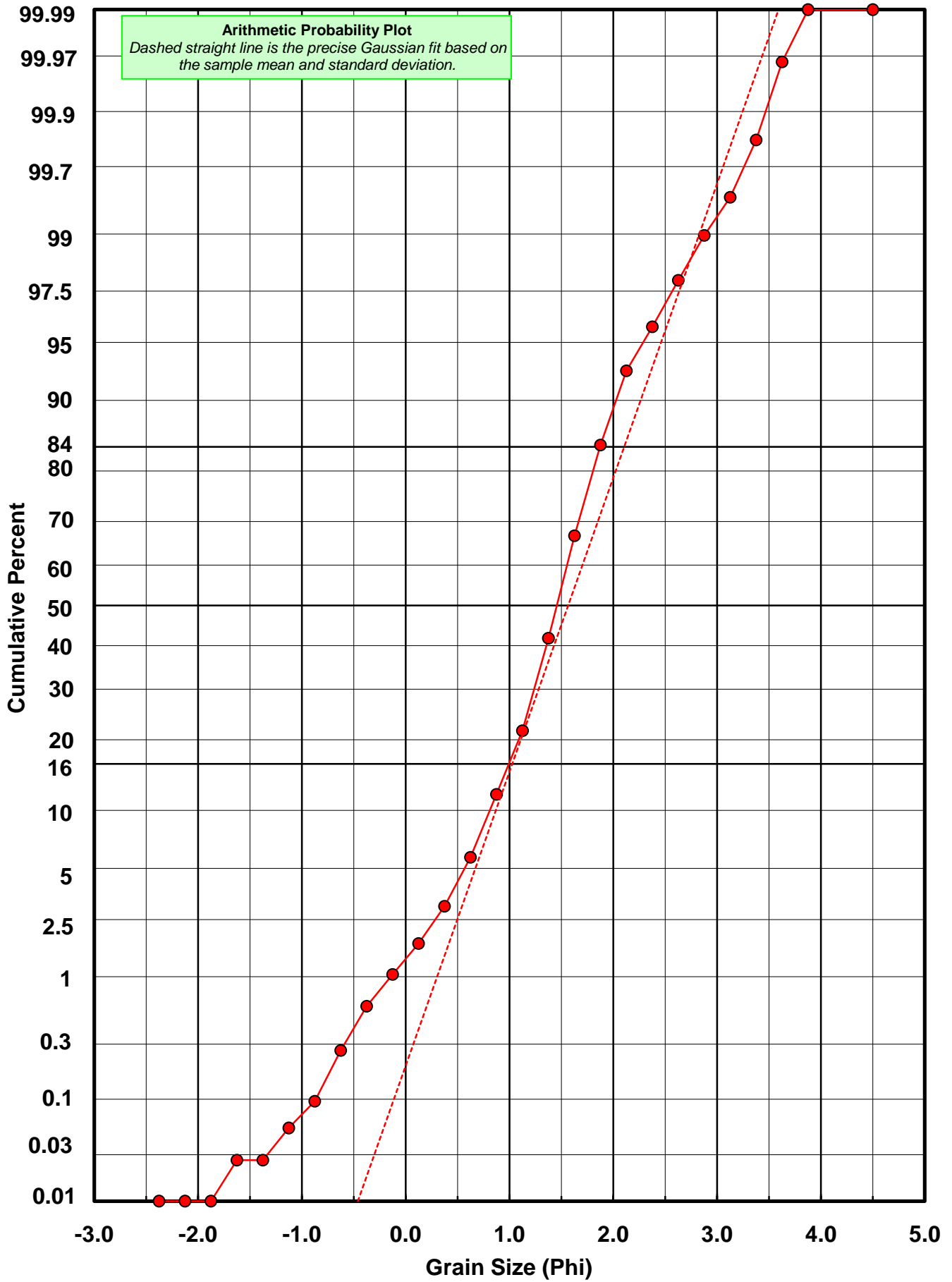
* RARD = reciprocal absolute relative dispersion (see below)

Statistical Explanation	
Calculations based on the Method of Moments	
Skewness: 3rd Stand. Moment; Exact Gaussian = 0.0	
Kurtosis: 4th Stand. Moment; Exact Gaussian = 3.0	
For Further Explanation, See Basille et al. 2002	
Millimeter data calculated by $mm = 2^{(-\phi)}$	

Reciprocal Absolute Relative Dispersion (RARD) Scale	
< 0.5	Excellent homogeneity (e.g., beaches)
0.5 to 1.0	Good homogeneity
1.0 to 1.33	Fair homogeneity
> 1.33	Poor homogeneity (e.g., glacial)



IR-14-BB



Carbonate Grain Size Distribution

Onshore Grab Sample

Sample: IR-14-BB

Total Carbonate Mass: 15.259 grams

% Carbonate: 25.6 %

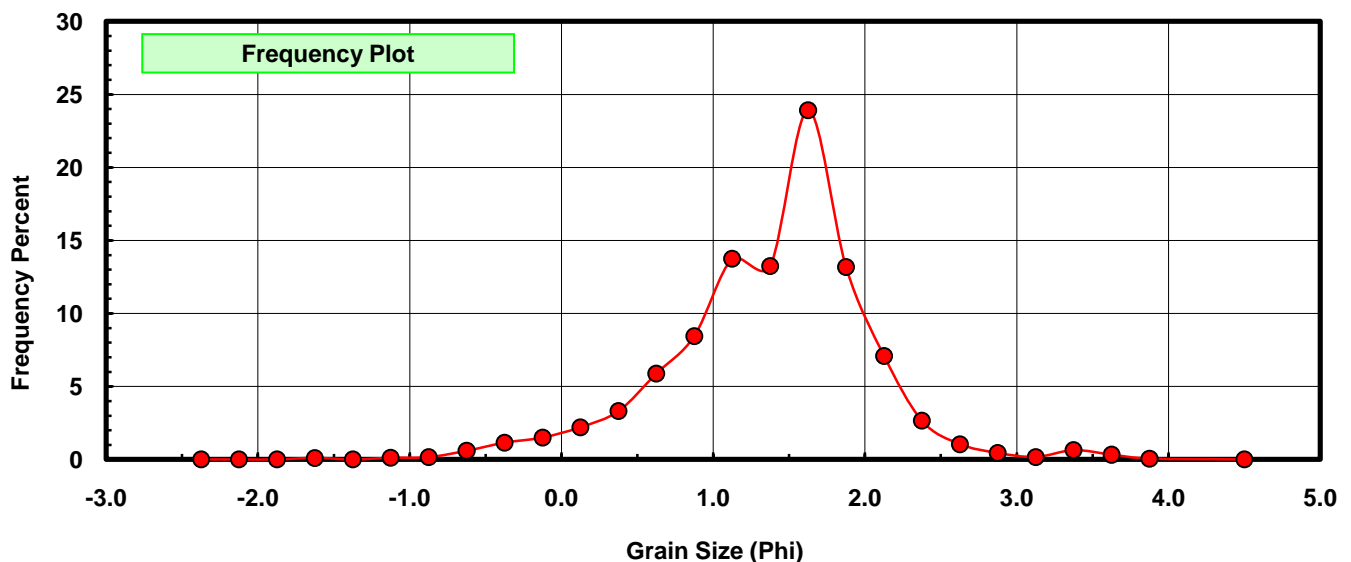
Sieve Size (phi)	Sieve Midpt (phi)	Weight (grams)	Freq Weight %	Cumulative Weight %
-2.25	-2.375	0.000	0.000	0.000
-2.00	-2.125	0.000	0.000	0.000
-1.75	-1.875	0.000	0.000	0.000
-1.50	-1.625	0.016	0.105	0.105
-1.25	-1.375	0.000	0.000	0.105
-1.00	-1.125	0.017	0.111	0.216
-0.75	-0.875	0.024	0.157	0.374
-0.50	-0.625	0.091	0.596	0.970
-0.25	-0.375	0.175	1.147	2.117
0.00	-0.125	0.229	1.501	3.618
0.25	0.125	0.337	2.209	5.826
0.50	0.375	0.505	3.310	9.136
0.75	0.625	0.898	5.885	15.021
1.00	0.875	1.290	8.454	23.475
1.25	1.125	2.098	13.749	37.224
1.50	1.375	2.020	13.238	50.462
1.75	1.625	3.651	23.927	74.389
2.00	1.875	2.010	13.173	87.561
2.25	2.125	1.083	7.097	94.659
2.50	2.375	0.405	2.654	97.313
2.75	2.625	0.160	1.049	98.362
3.00	2.875	0.068	0.446	98.807
3.25	3.125	0.026	0.170	98.978
3.50	3.375	0.097	0.636	99.613
3.75	3.625	0.050	0.328	99.941
4.00	3.875	0.009	0.059	100.000
5.00	4.500	0.000	0.000	100.000

Statistical Results			
Mean:	1.3793	phi	(0.3844 mm)
Standard Dev:	0.6856	phi-units	(0.6218 mm)
Skewness:	-0.4125	dimensionless	
Kurtosis:	4.3226	dimensionless	
5th Moment:	-3.4788	dimensionless	
6th Moment:	35.2613	dimensionless	
RARD *	0.4970	dimensionless	
Median	1.3663	phi	(0.3879 mm)

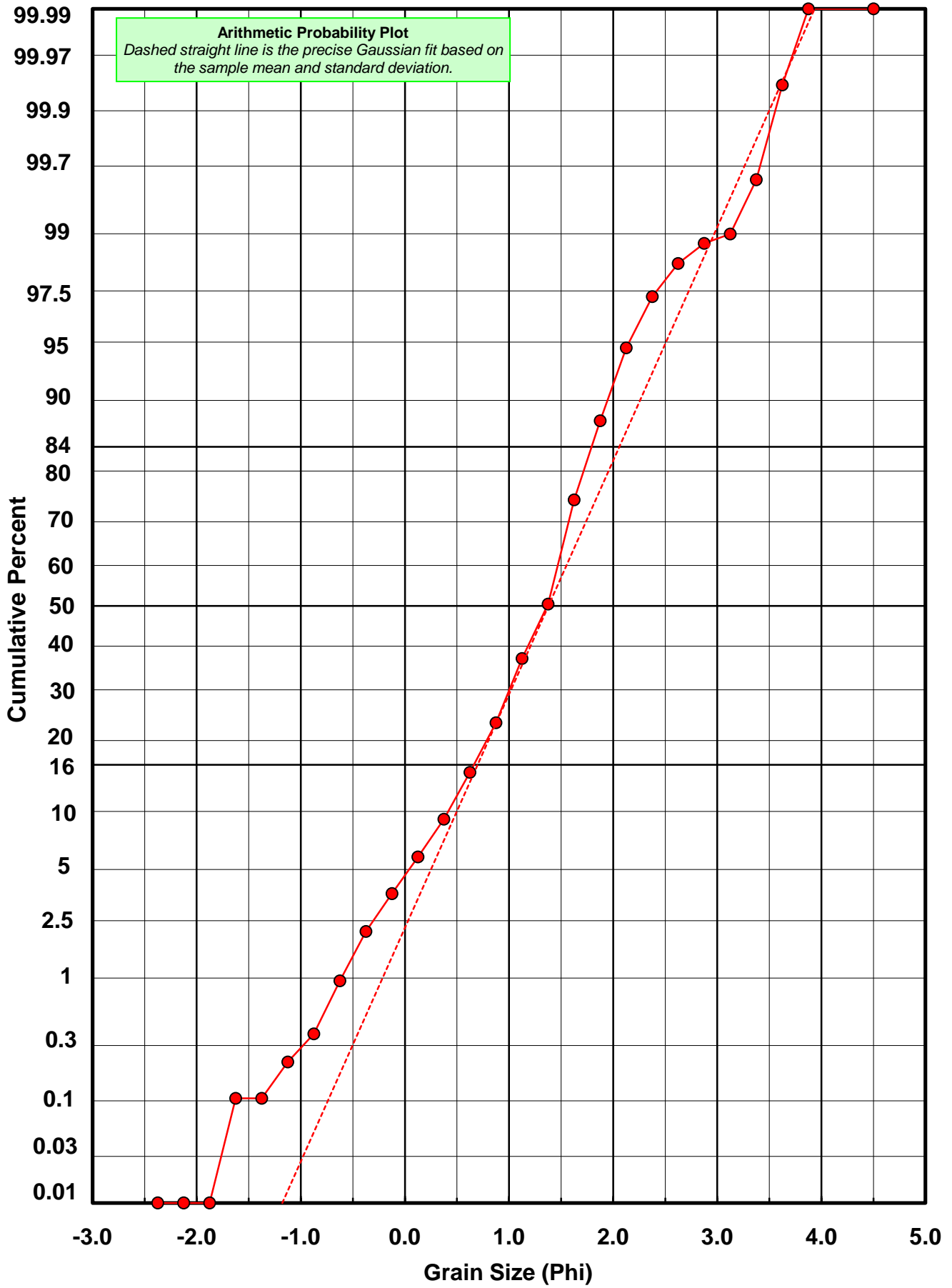
* RARD = reciprocal absolute relative dispersion (see below)

Statistical Explanation	
Calculations based on the Method of Moments	
Skewness: 3rd Stand. Moment; Exact Gaussian = 0.0	
Kurtosis: 4th Stand. Moment; Exact Gaussian = 3.0	
For Further Explanation, See Basille et al. 2002	
Millimeter data calculated by $mm = 2^{(-\phi)}$	

Reciprocal Absolute Relative Dispersion (RARD) Scale	
< 0.5	Excellent homogeneity (e.g., beaches)
0.5 to 1.0	Good homogeneity
1.0 to 1.33	Fair homogeneity
> 1.33	Poor homogeneity (e.g., glacial)



IR-14-BB



Post-Digestion Grain Size Distribution

Onshore Grab Sample

Sample: IR-14-BB

Total Digested Mass: 44.276 grams

% Silica: 74.4 %

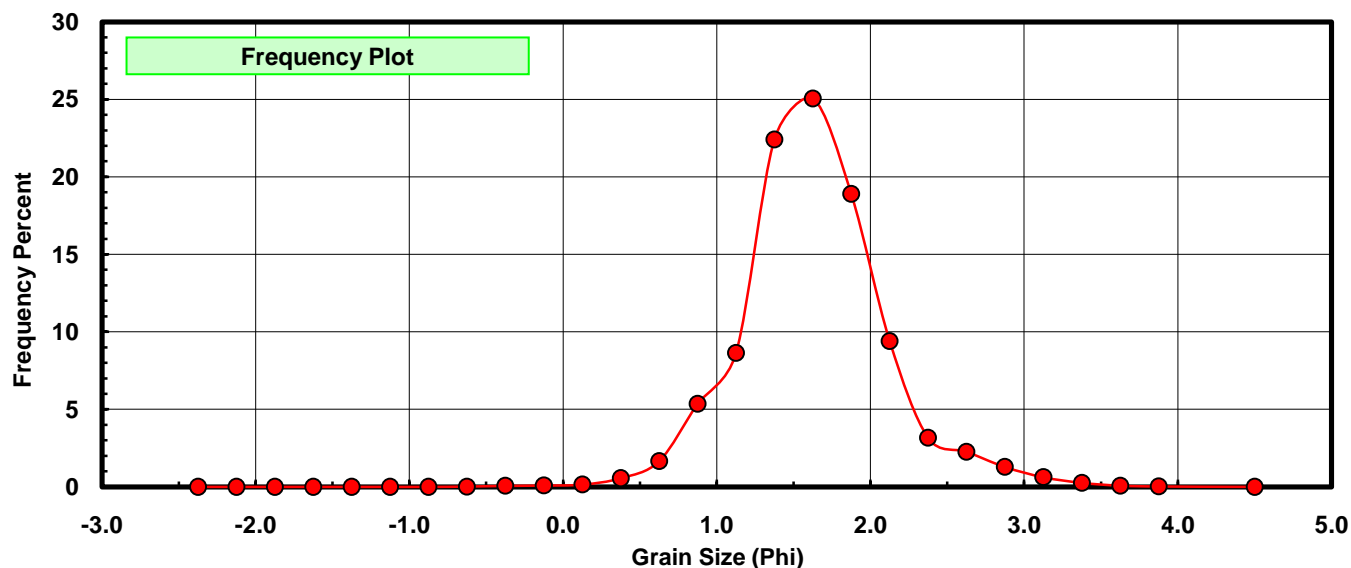
Sieve Size (phi)	Sieve Midpt (phi)	Weight (grams)	Freq Weight %	Cumulative Weight %
-2.25	-2.375	0.000	0.000	0.000
-2.00	-2.125	0.000	0.000	0.000
-1.75	-1.875	0.000	0.000	0.000
-1.50	-1.625	0.000	0.000	0.000
-1.25	-1.375	0.000	0.000	0.000
-1.00	-1.125	0.000	0.000	0.000
-0.75	-0.875	0.000	0.000	0.000
-0.50	-0.625	0.009	0.020	0.020
-0.25	-0.375	0.029	0.065	0.086
0.00	-0.125	0.038	0.086	0.172
0.25	0.125	0.065	0.147	0.318
0.50	0.375	0.247	0.558	0.876
0.75	0.625	0.735	1.660	2.536
1.00	0.875	2.370	5.353	7.889
1.25	1.125	3.823	8.634	16.524
1.50	1.375	9.927	22.421	38.944
1.75	1.625	11.094	25.056	64.001
2.00	1.875	8.366	18.895	82.896
2.25	2.125	4.163	9.402	92.298
2.50	2.375	1.402	3.167	95.465
2.75	2.625	1.004	2.268	97.732
3.00	2.875	0.568	1.283	99.015
3.25	3.125	0.275	0.621	99.636
3.50	3.375	0.115	0.260	99.896
3.75	3.625	0.034	0.077	99.973
4.00	3.875	0.012	0.027	100.000
5.00	4.500	0.000	0.000	100.000

Statistical Results			
Mean:	1.6293	phi	(0.3232 mm)
Standard Dev:	0.4774	phi-units	(0.7182 mm)
Skewness:	0.3342	dimensionless	
Kurtosis:	4.5211	dimensionless	
5th Moment:	3.7259	dimensionless	
6th Moment:	40.1196	dimensionless	
RARD *	0.2930	dimensionless	
Median	1.4853	phi	(0.3572 mm)

* RARD = reciprocal absolute relative dispersion (see below)

Statistical Explanation	
Calculations based on the Method of Moments	
Skewness: 3rd Stand. Moment; Exact Gaussian = 0.0	
Kurtosis: 4th Stand. Moment; Exact Gaussian = 3.0	
For Further Explanation, See Basille et al. 2002	
Millimeter data calculated by $mm = 2^{(-phi)}$	

Reciprocal Absolute Relative Dispersion (RARD) Scale	
< 0.5	Excellent homogeneity (e.g., beaches)
0.5 to 1.0	Good homogeneity
1.0 to 1.33	Fair homogeneity
> 1.33	Poor homogeneity (e.g., glacial)



IR-14-BB

