

Onshore Grab Sample

Sample: IR-01-BB
Sample Taken By: D. Phelps
Sample Collected On: 10/29/08
Splits? N/A

County: Indian River
Latitude: 27° 51' 30.6"
Longitude: 80° 26' 47.4"
Datum: WGS 84
Surf. Elev: N/A
Datum: N/A

Fine Data Summary

Total Sample Weight 63.626 grams
Total Fines in Sample 0.089 grams
Total Percent Fines 0.14 %

Dry Sieving Summary

Total Sample Weight 63.788 grams
Total Digested Weight 35.709 grams
Total Carbonate Weight 28.079 grams
Total Silica % 55.98 %
Total Carbonate % 44.02 %
Carbonate/Silica Ratio 0.786

General Comments:

None

Description

Worked By: M. Ladle

Pre-Digestion Grain Size Distribution

Onshore Grab Sample

Sample: IR-01-BB

Total Sample Mass: 63.788 grams

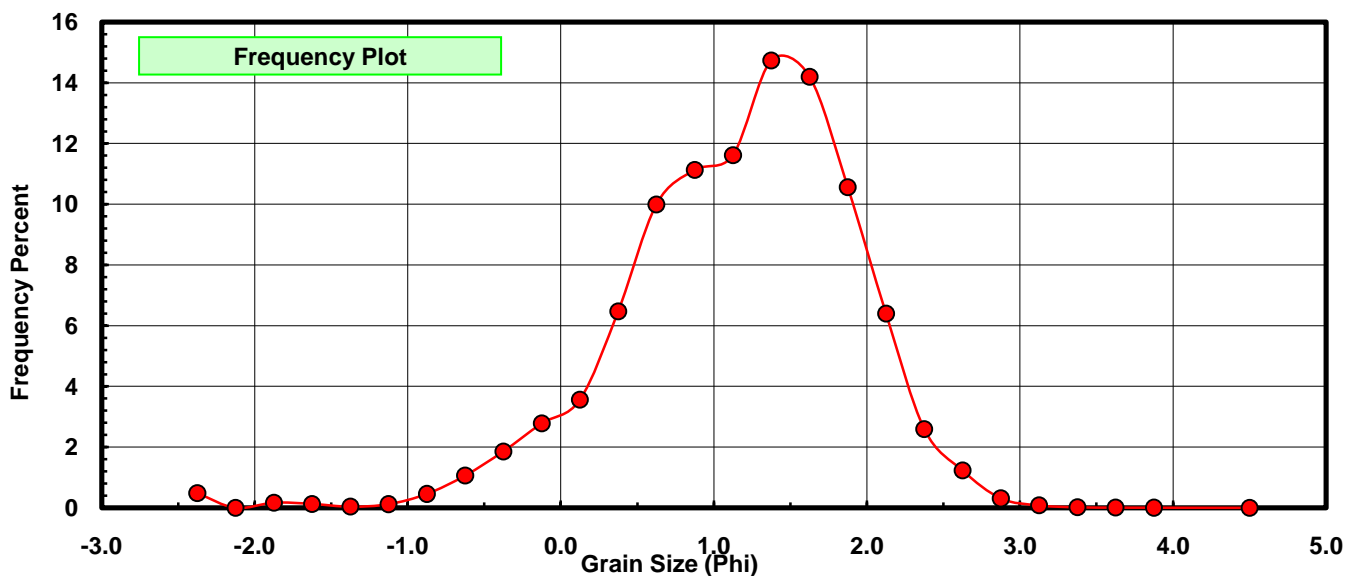
Sieve Size (phi)	Sieve Midpt (phi)	Weight (grams)	Freq Weight %	Cumulative Weight %
-2.25	-2.375	0.309	0.484	0.484
-2.00	-2.125	0.000	0.000	0.484
-1.75	-1.875	0.109	0.171	0.655
-1.50	-1.625	0.083	0.130	0.785
-1.25	-1.375	0.024	0.038	0.823
-1.00	-1.125	0.077	0.121	0.944
-0.75	-0.875	0.292	0.458	1.402
-0.50	-0.625	0.677	1.061	2.463
-0.25	-0.375	1.186	1.859	4.322
0.00	-0.125	1.773	2.780	7.102
0.25	0.125	2.272	3.562	10.663
0.50	0.375	4.126	6.468	17.132
0.75	0.625	6.374	9.992	27.124
1.00	0.875	7.100	11.131	38.255
1.25	1.125	7.409	11.615	49.870
1.50	1.375	9.400	14.736	64.606
1.75	1.625	9.059	14.202	78.808
2.00	1.875	6.735	10.558	89.366
2.25	2.125	4.078	6.393	95.759
2.50	2.375	1.653	2.591	98.351
2.75	2.625	0.784	1.229	99.580
3.00	2.875	0.198	0.310	99.890
3.25	3.125	0.051	0.080	99.970
3.50	3.375	0.011	0.017	99.987
3.75	3.625	0.005	0.008	99.995
4.00	3.875	0.003	0.005	100.000
5.00	4.50	0.000	0.000	100.000

Statistical Results			
Mean:	1.1529	phi	(0.4497 mm)
Standard Dev:	0.7695	phi-units	(0.5866 mm)
Skewness:	-0.8679	dimensionless	
Kurtosis:	4.9489	dimensionless	
5th Moment:	-14.0804	dimensionless	
6th Moment:	63.8993	dimensionless	
RARD *	0.6674	dimensionless	
Median	1.1272	phi	(0.4578 mm)

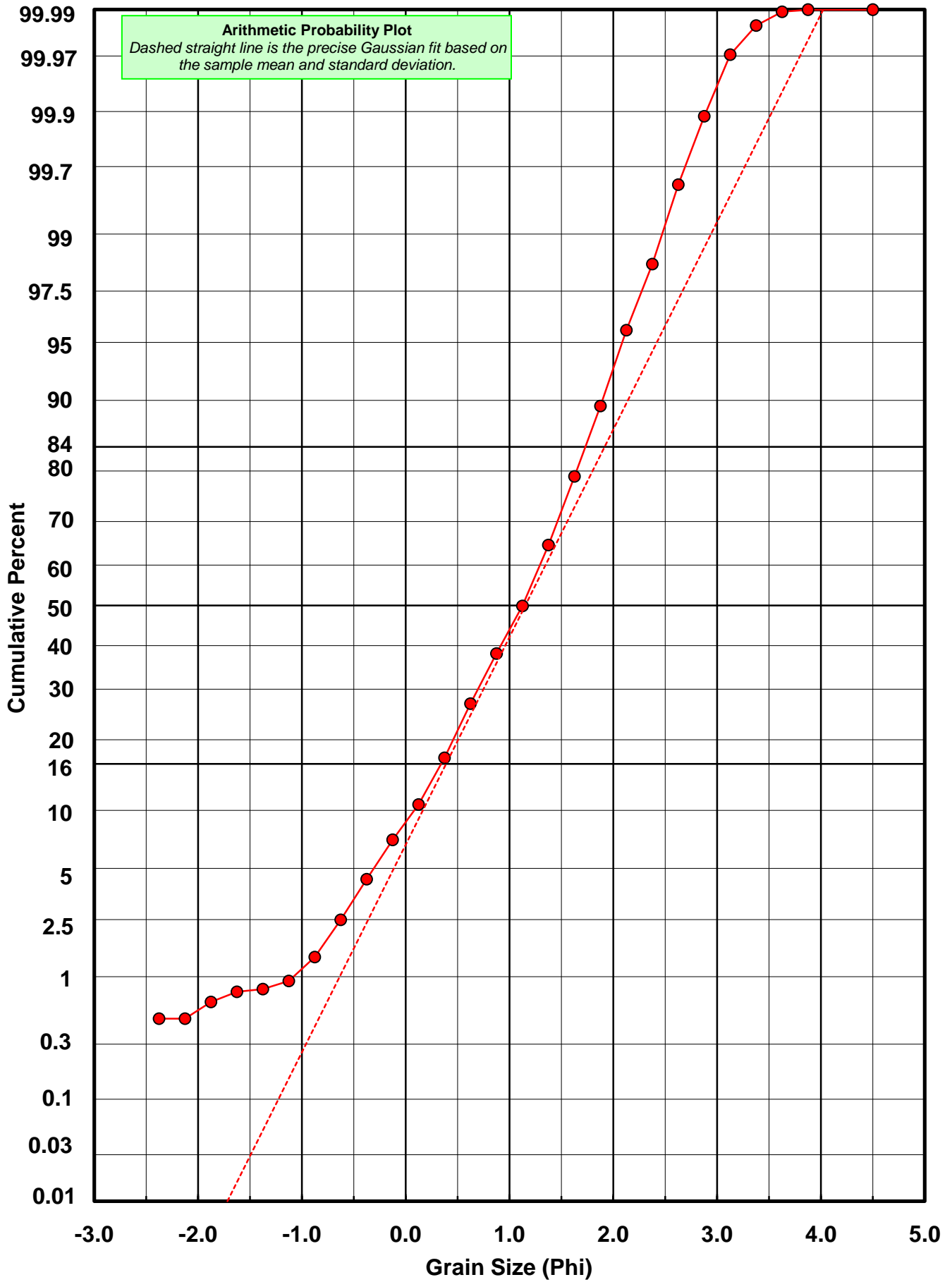
* RARD = reciprocal absolute relative dispersion (see below)

Statistical Explanation	
Calculations based on the Method of Moments	
Skewness: 3rd Stand. Moment; Exact Gaussian = 0.0	
Kurtosis: 4th Stand. Moment; Exact Gaussian = 3.0	
For Further Explanation, See Basille et al. 2002	
Millimeter data calculated by $mm = 2^{-(\phi)}$	

Reciprocal Absolute Relative Dispersion (RARD) Scale	
< 0.5	Excellent homogeneity (e.g., beaches)
0.5 to 1.0	Good homogeneity
1.0 to 1.33	Fair homogeneity
> 1.33	Poor homogeneity (e.g., glacial)



IR-01-BB



Carbonate Grain Size Distribution

Onshore Grab Sample

Sample: IR-01-BB

Total Carbonate Mass: 28.114 grams

% Carbonate: 44.0 %

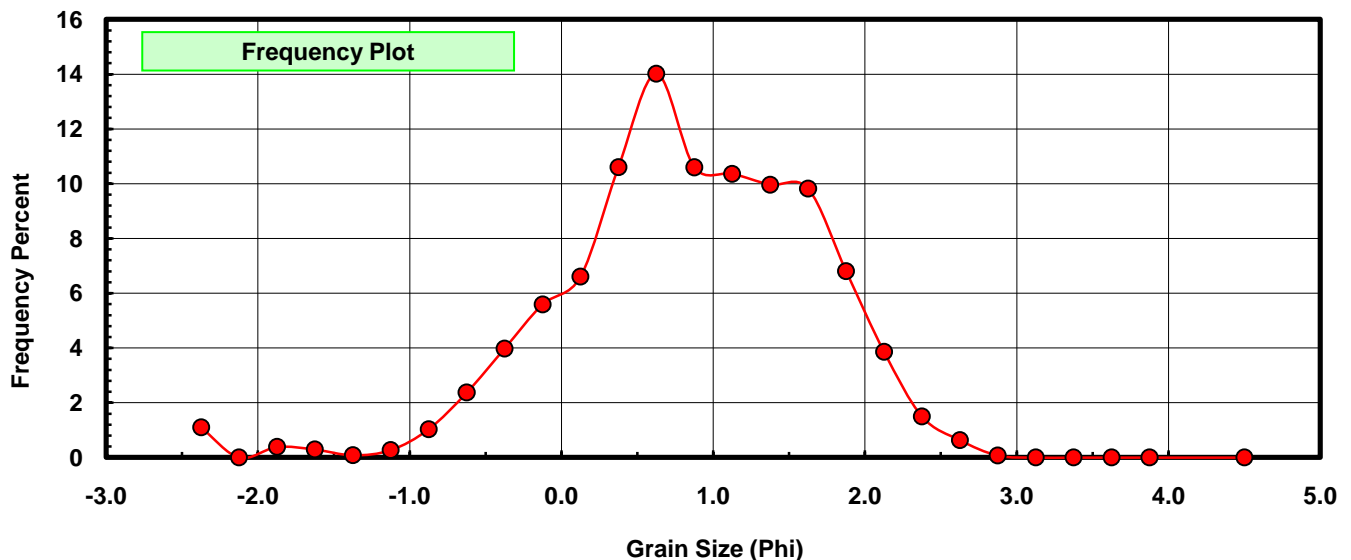
Sieve Size (phi)	Sieve Midpt (phi)	Weight (grams)	Freq Weight %	Cumulative Weight %
-2.25	-2.375	0.309	1.099	1.099
-2.00	-2.125	0.000	0.000	1.099
-1.75	-1.875	0.109	0.388	1.487
-1.50	-1.625	0.083	0.295	1.782
-1.25	-1.375	0.024	0.085	1.867
-1.00	-1.125	0.077	0.274	2.141
-0.75	-0.875	0.292	1.039	3.180
-0.50	-0.625	0.667	2.372	5.552
-0.25	-0.375	1.120	3.984	9.536
0.00	-0.125	1.573	5.595	15.131
0.25	0.125	1.857	6.605	21.737
0.50	0.375	2.982	10.607	32.343
0.75	0.625	3.940	14.014	46.358
1.00	0.875	2.980	10.600	56.957
1.25	1.125	2.914	10.365	67.322
1.50	1.375	2.802	9.967	77.289
1.75	1.625	2.760	9.817	87.106
2.00	1.875	1.915	6.812	93.918
2.25	2.125	1.087	3.866	97.784
2.50	2.375	0.423	1.505	99.289
2.75	2.625	0.179	0.637	99.925
3.00	2.875	0.021	0.075	100.000
3.25	3.125	0.000	0.000	100.000
3.50	3.375	0.000	0.000	100.000
3.75	3.625	0.000	0.000	100.000
4.00	3.875	0.000	0.000	100.000
5.00	4.500	0.000	0.000	100.000

Statistical Results			
Mean:	0.8177	phi	(0.5673 mm)
Standard Dev:	0.8659	phi-units	(0.5487 mm)
Skewness:	-0.6932	dimensionless	
Kurtosis:	4.1718	dimensionless	
5th Moment:	-9.4749	dimensionless	
6th Moment:	37.9265	dimensionless	
RARD *	1.0589	dimensionless	
Median	0.7109	phi	(0.6109 mm)

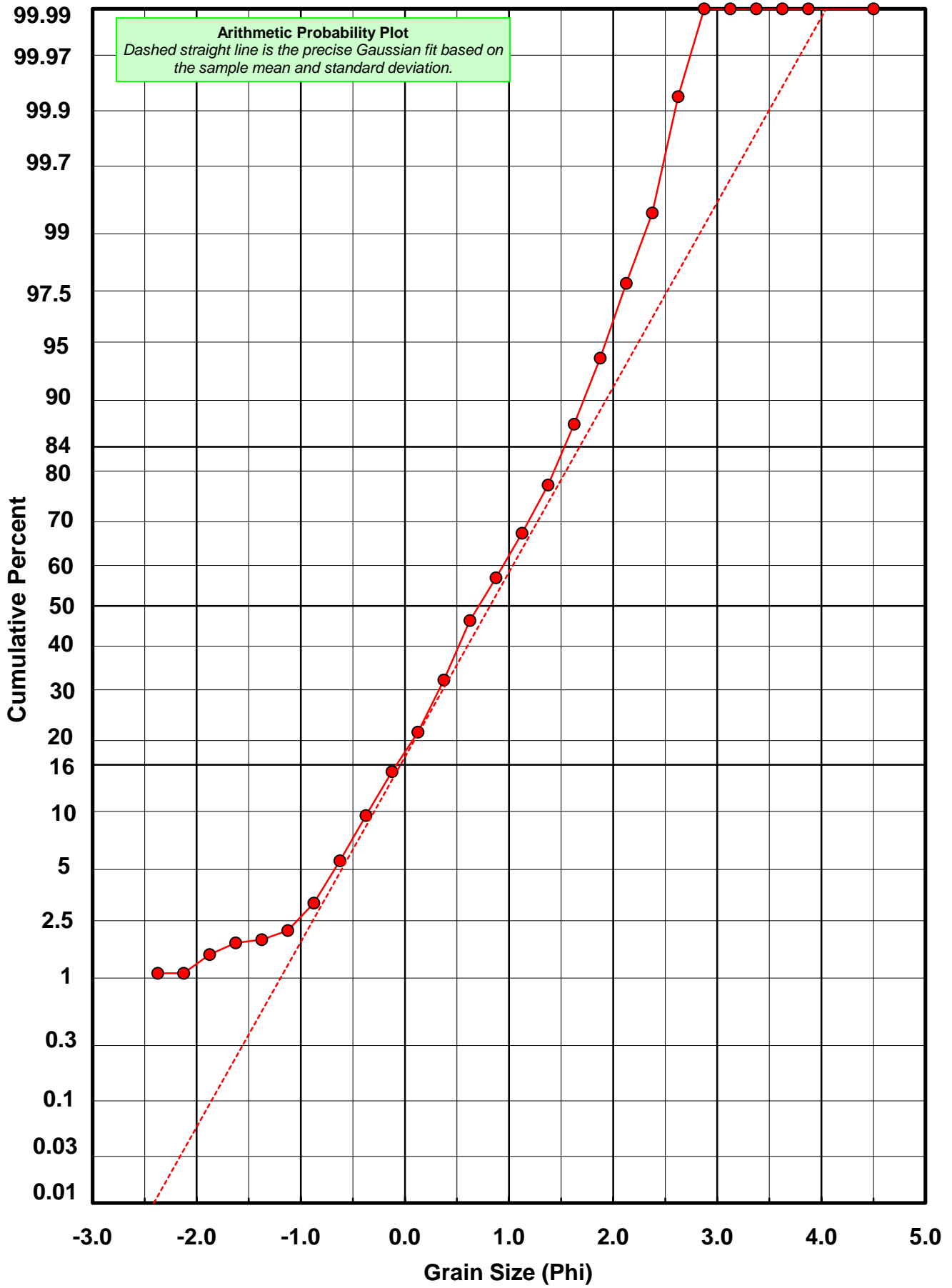
* RARD = reciprocal absolute relative dispersion (see below)

Statistical Explanation	
Calculations based on the Method of Moments	
Skewness: 3rd Stand. Moment; Exact Gaussian = 0.0	
Kurtosis: 4th Stand. Moment; Exact Gaussian = 3.0	
For Further Explanation, See Basille et al. 2002	
Millimeter data calculated by $mm = 2^{(-phi)}$	

Reciprocal Absolute Relative Dispersion (RARD) Scale	
< 0.5	Excellent homogeneity (e.g., beaches)
0.5 to 1.0	Good homogeneity
1.0 to 1.33	Fair homogeneity
> 1.33	Poor homogeneity (e.g., glacial)



IR-01-BB



Post-Digestion Grain Size Distribution

Onshore Grab Sample

Sample: IR-01-BB

Total Digested Mass: 35.709 grams

% Silica: 56.0 %

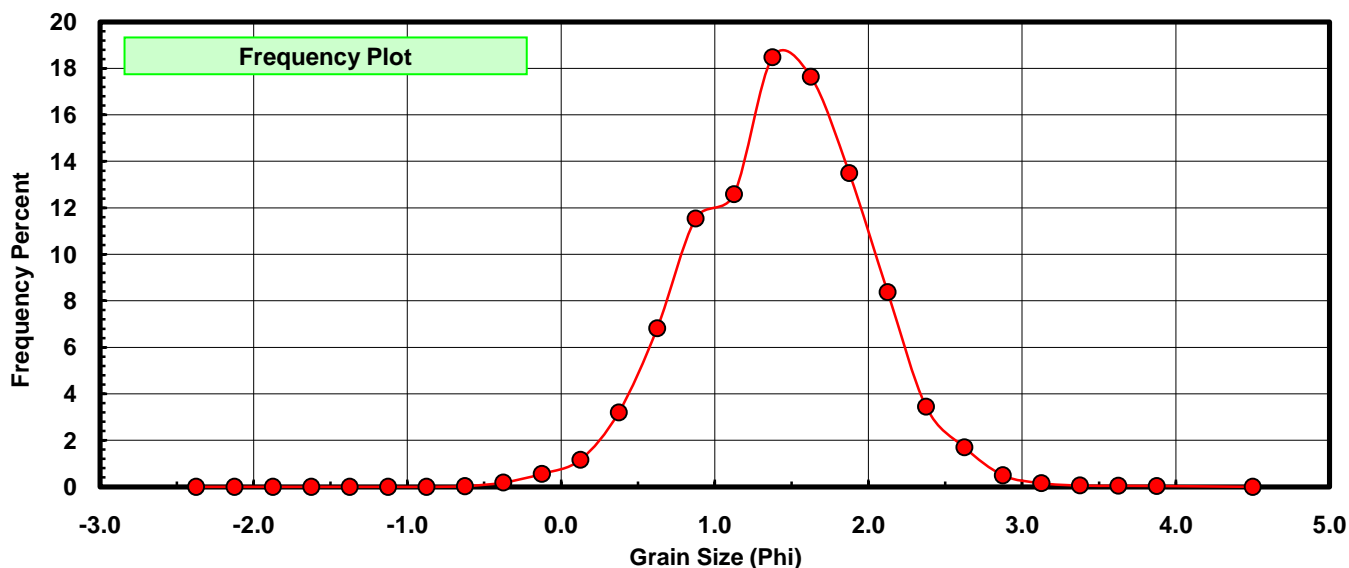
Sieve Size (phi)	Sieve Midpt (phi)	Weight (grams)	Freq Weight %	Cumulative Weight %
-2.25	-2.375	0.000	0.000	0.000
-2.00	-2.125	0.000	0.000	0.000
-1.75	-1.875	0.000	0.000	0.000
-1.50	-1.625	0.000	0.000	0.000
-1.25	-1.375	0.000	0.000	0.000
-1.00	-1.125	0.000	0.000	0.000
-0.75	-0.875	0.000	0.000	0.000
-0.50	-0.625	0.010	0.028	0.028
-0.25	-0.375	0.066	0.185	0.213
0.00	-0.125	0.200	0.560	0.773
0.25	0.125	0.415	1.162	1.935
0.50	0.375	1.144	3.204	5.139
0.75	0.625	2.434	6.816	11.955
1.00	0.875	4.120	11.538	23.493
1.25	1.125	4.495	12.588	36.081
1.50	1.375	6.598	18.477	54.558
1.75	1.625	6.299	17.640	72.197
2.00	1.875	4.820	13.498	85.695
2.25	2.125	2.991	8.376	94.072
2.50	2.375	1.230	3.445	97.516
2.75	2.625	0.605	1.694	99.210
3.00	2.875	0.177	0.496	99.706
3.25	3.125	0.056	0.157	99.863
3.50	3.375	0.020	0.056	99.919
3.75	3.625	0.016	0.045	99.964
4.00	3.875	0.013	0.036	100.000
5.00	4.500	0.000	0.000	100.000

Statistical Results			
Mean:	1.4192	phi	(0.3739 mm)
Standard Dev:	0.5722	phi-units	(0.6726 mm)
Skewness:	-0.0566	dimensionless	
Kurtosis:	3.1085	dimensionless	
5th Moment:	0.2049	dimensionless	
6th Moment:	17.9700	dimensionless	
RARD *	0.4032	dimensionless	
Median	1.3133	phi	(0.4024 mm)

* RARD = reciprocal absolute relative dispersion (see below)

Statistical Explanation	
Calculations based on the Method of Moments	
Skewness: 3rd Stand. Moment; Exact Gaussian = 0.0	
Kurtosis: 4th Stand. Moment; Exact Gaussian = 3.0	
For Further Explanation, See Basille et al. 2002	
Millimeter data calculated by $mm = 2^{(-\phi)}$	

Reciprocal Absolute Relative Dispersion (RARD) Scale	
< 0.5	Excellent homogeneity (e.g., beaches)
0.5 to 1.0	Good homogeneity
1.0 to 1.33	Fair homogeneity
> 1.33	Poor homogeneity (e.g., glacial)



IR-01-BB

