

**Onshore Grab Sample**

**Sample:** BV-79-BB  
**Sample Taken By:** D. Phelps  
**Sample Collected On:** 9/23/08  
**Splits?** N/A

**County:** Brevard  
**Latitude:** 27° 51' 49.4"  
**Longitude:** 80° 26' 54.3"  
**Datum:** WGS 84  
**Surf. Elev:** N/A  
**Datum:** N/A

**Fine Data Summary**

Total Sample Weight 65.062 grams  
Total Fines in Sample 0.115 grams  
Total Percent Fines 0.18 %

**Dry Sieving Summary**

Total Sample Weight 64.865 grams  
Total Digested Weight 35.786 grams  
Total Carbonate Weight 29.079 grams  
Total Silica % 55.17 %  
Total Carbonate % 44.83 %  
Carbonate/Silica Ratio 0.813

**General Comments:**

None

**Description**

Worked By: M. Ladle

# Pre-Digestion Grain Size Distribution

Onshore Grab Sample

Sample: BV-79-BB

Total Sample Mass: 64.865 grams

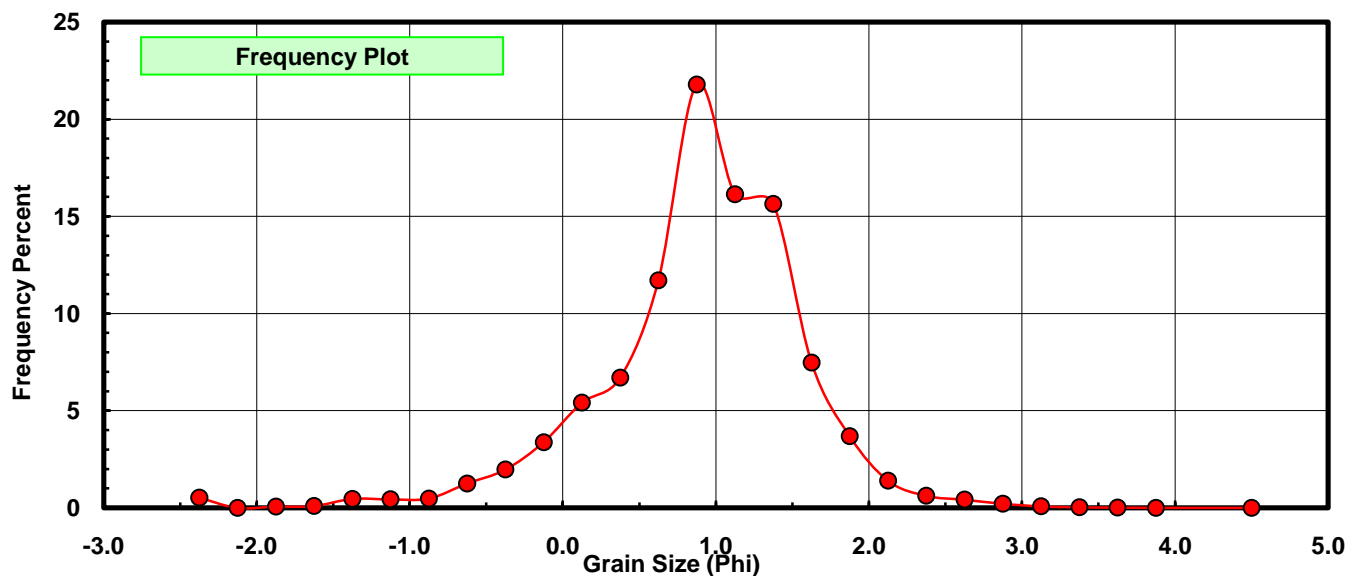
Sieve Size (phi)	Sieve Midpt (phi)	Weight (grams)	Freq Weight %	Cumulative Weight %
-2.25	-2.375	0.342	0.527	0.527
-2.00	-2.125	0.000	0.000	0.527
-1.75	-1.875	0.041	0.063	0.590
-1.50	-1.625	0.060	0.092	0.683
-1.25	-1.375	0.300	0.462	1.145
-1.00	-1.125	0.284	0.438	1.583
-0.75	-0.875	0.311	0.479	2.063
-0.50	-0.625	0.813	1.253	3.316
-0.25	-0.375	1.277	1.969	5.285
0.00	-0.125	2.192	3.379	8.664
0.25	0.125	3.511	5.413	14.077
0.50	0.375	4.346	6.700	20.777
0.75	0.625	7.597	11.712	32.489
1.00	0.875	14.135	21.791	54.280
1.25	1.125	10.465	16.134	70.414
1.50	1.375	10.148	15.645	86.059
1.75	1.625	4.853	7.482	93.540
2.00	1.875	2.390	3.685	97.225
2.25	2.125	0.906	1.397	98.622
2.50	2.375	0.401	0.618	99.240
2.75	2.625	0.273	0.421	99.661
3.00	2.875	0.137	0.211	99.872
3.25	3.125	0.050	0.077	99.949
3.50	3.375	0.020	0.031	99.980
3.75	3.625	0.010	0.015	99.995
4.00	3.875	0.002	0.003	99.998
5.00	4.50	0.001	0.002	100.000

Statistical Results			
Mean:	0.8986	phi	(0.5364 mm)
Standard Dev:	0.6845	phi-units	(0.6222 mm)
Skewness:	-0.9686	dimensionless	
Kurtosis:	6.2191	dimensionless	
5th Moment:	-17.2158	dimensionless	
6th Moment:	89.6379	dimensionless	
RARD *	0.7617	dimensionless	
Median	0.8259	phi	(0.5641 mm)

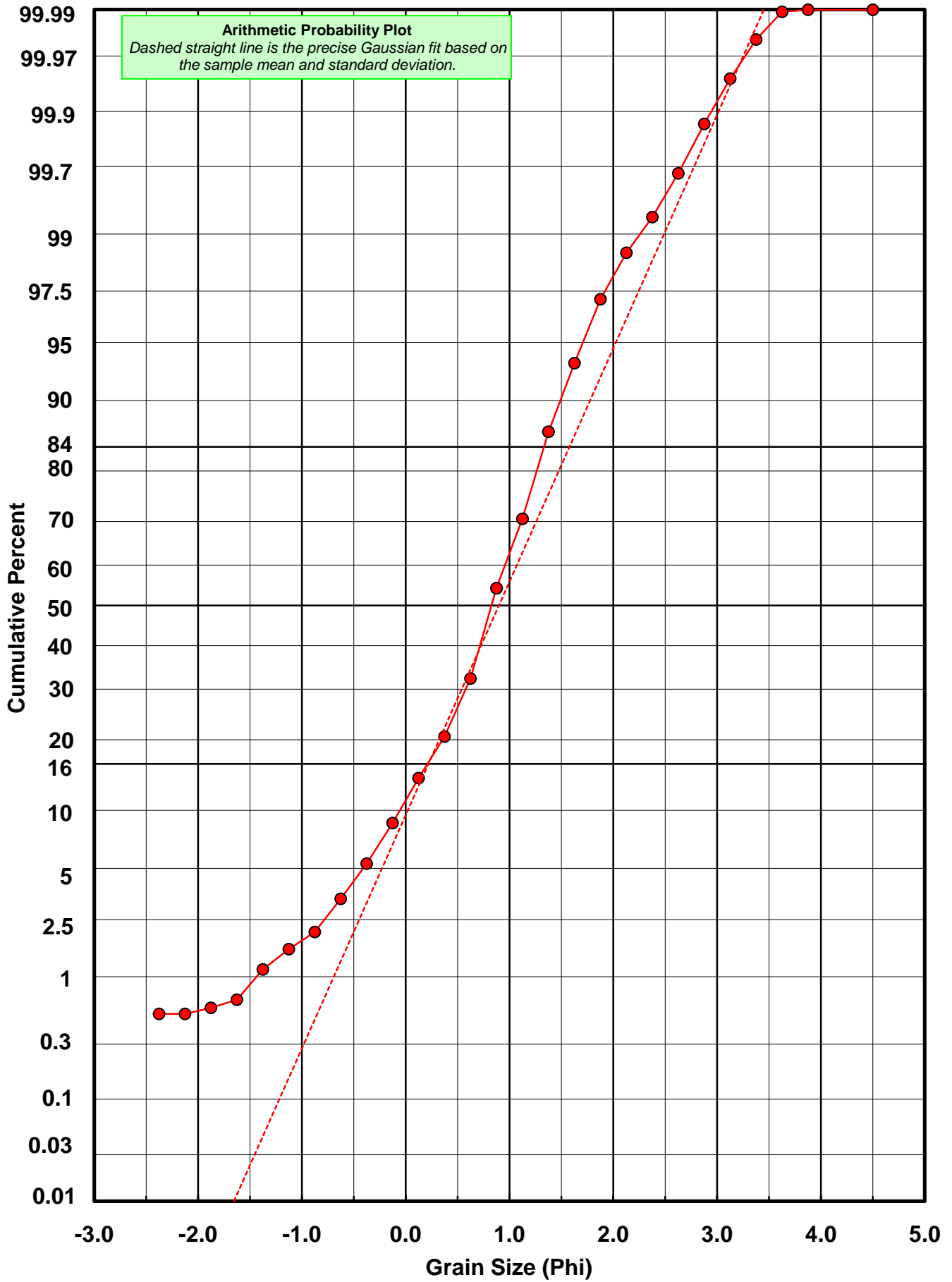
\* RARD = reciprocal absolute relative dispersion (see below)

Statistical Explanation
Calculations based on the Method of Moments
Skewness: 3rd Stand. Moment; Exact Gaussian = 0.0
Kurtosis: 4th Stand. Moment; Exact Gaussian = 3.0
For Further Explanation, See Basille et al. 2002
Millimeter data calculated by $mm = 2^{(-\phi)}$

Reciprocal Absolute Relative Dispersion (RARD) Scale	
< 0.5	Excellent homogeneity (e.g., beaches)
0.5 to 1.0	Good homogeneity
1.0 to 1.33	Fair homogeneity
> 1.33	Poor homogeneity (e.g., glacial)



# BV-79-BB



# Carbonate Grain Size Distribution

Onshore Grab Sample

Sample: BV-79-BB

Total Carbonate Mass: 29.104 grams

% Carbonate: 44.8 %

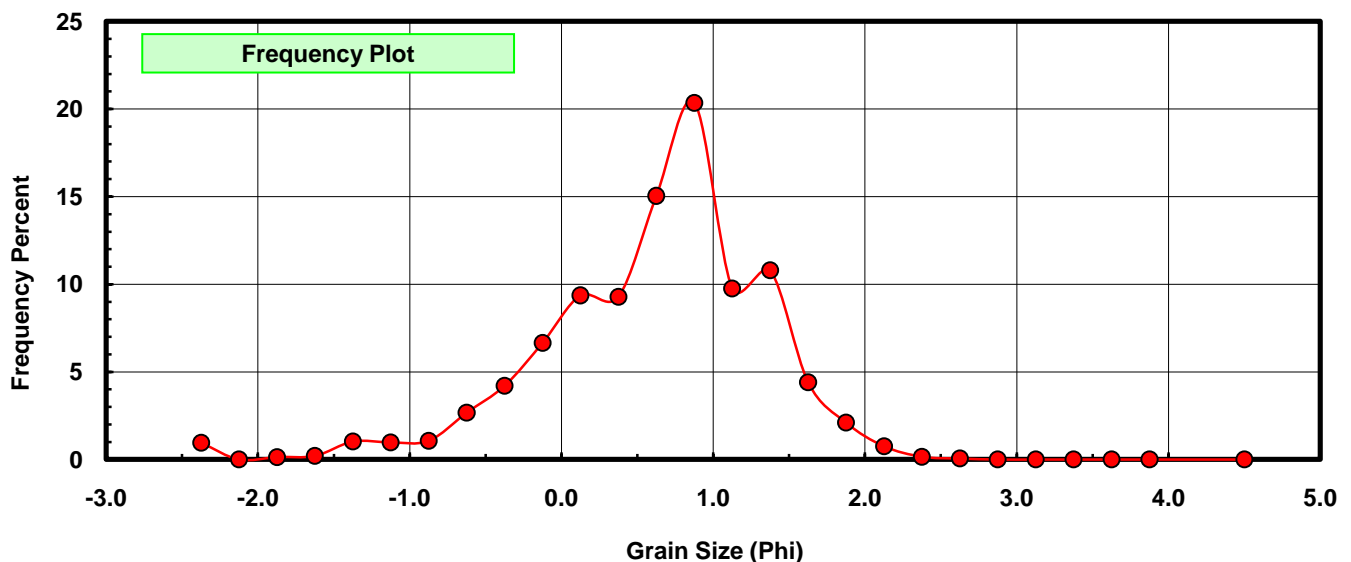
Sieve Size (phi)	Sieve Midpt (phi)	Weight (grams)	Freq Weight %	Cumulative Weight %
-2.25	-2.375	0.278	0.955	0.955
-2.00	-2.125	0.000	0.000	0.955
-1.75	-1.875	0.041	0.141	1.096
-1.50	-1.625	0.060	0.206	1.302
-1.25	-1.375	0.299	1.027	2.330
-1.00	-1.125	0.284	0.976	3.305
-0.75	-0.875	0.311	1.069	4.374
-0.50	-0.625	0.778	2.673	7.047
-0.25	-0.375	1.225	4.209	11.256
0.00	-0.125	1.938	6.659	17.915
0.25	0.125	2.726	9.366	27.281
0.50	0.375	2.703	9.287	36.569
0.75	0.625	4.379	15.046	51.615
1.00	0.875	5.925	20.358	71.973
1.25	1.125	2.839	9.755	81.728
1.50	1.375	3.141	10.792	92.520
1.75	1.625	1.282	4.405	96.925
2.00	1.875	0.612	2.103	99.028
2.25	2.125	0.220	0.756	99.784
2.50	2.375	0.047	0.161	99.945
2.75	2.625	0.016	0.055	100.000
3.00	2.875	0.000	0.000	100.000
3.25	3.125	0.000	0.000	100.000
3.50	3.375	0.000	0.000	100.000
3.75	3.625	0.000	0.000	100.000
4.00	3.875	0.000	0.000	100.000
5.00	4.500	0.000	0.000	100.000

Statistical Results			
Mean:	0.6052	phi	(0.6574 mm)
Standard Dev:	0.7542	phi-units	(0.5929 mm)
Skewness:	-0.9472	dimensionless	
Kurtosis:	4.7775	dimensionless	
5th Moment:	-12.3190	dimensionless	
6th Moment:	49.2497	dimensionless	
RARD *	1.2461	dimensionless	
Median	0.5982	phi	(0.6606 mm)

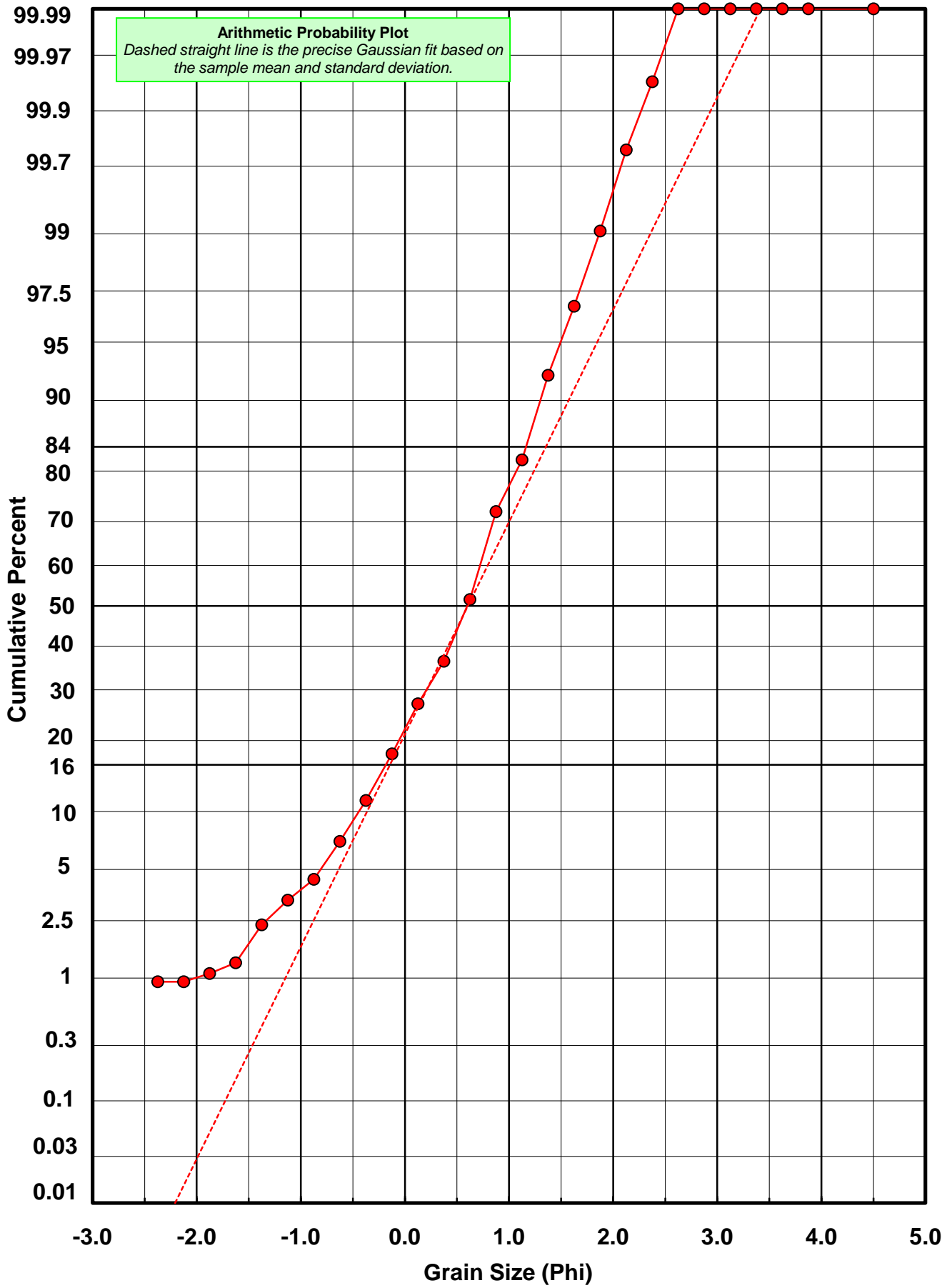
\* RARD = reciprocal absolute relative dispersion (see below)

Statistical Explanation	
Calculations based on the Method of Moments	
Skewness: 3rd Stand. Moment; Exact Gaussian = 0.0	
Kurtosis: 4th Stand. Moment; Exact Gaussian = 3.0	
For Further Explanation, See Basille et al. 2002	
Millimeter data calculated by $mm = 2^{(-\phi)}$	

Reciprocal Absolute Relative Dispersion (RARD) Scale	
< 0.5	Excellent homogeneity (e.g., beaches)
0.5 to 1.0	Good homogeneity
1.0 to 1.33	Fair homogeneity
> 1.33	Poor homogeneity (e.g., glacial)



# BV-79-BB



# Post-Digestion Grain Size Distribution

Onshore Grab Sample

Sample: BV-79-BB

Total Digested Mass: 35.786 grams

% Silica: 55.2 %

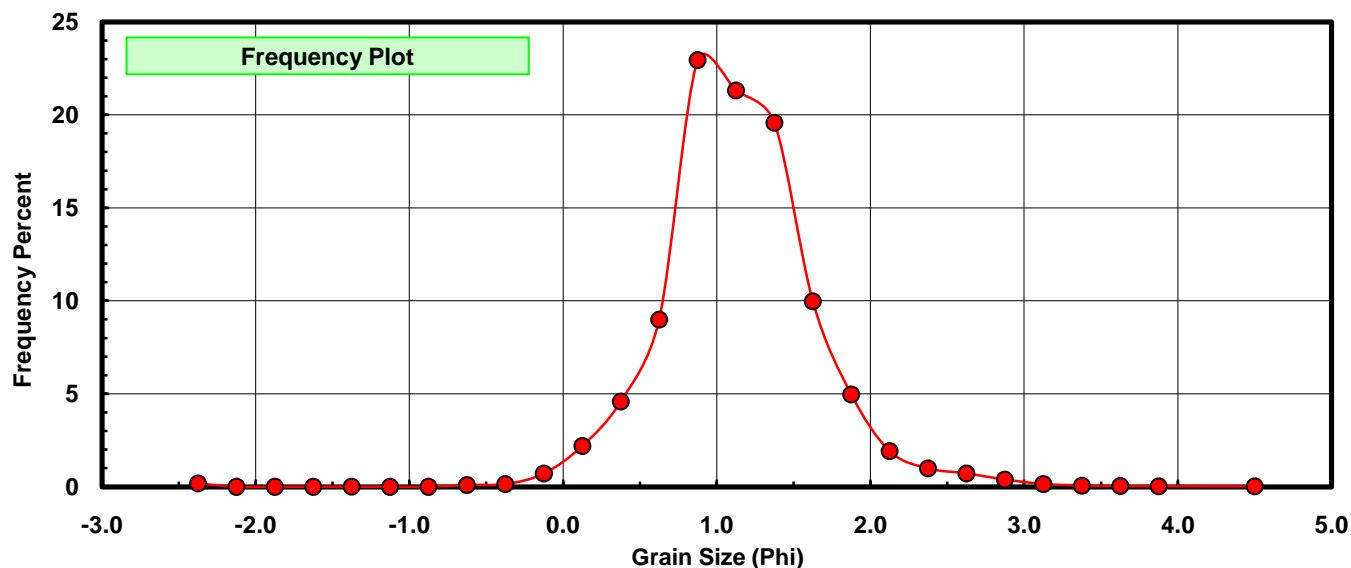
Sieve Size (phi)	Sieve Midpt (phi)	Weight (grams)	Freq Weight %	Cumulative Weight %
-2.25	-2.375	0.064	0.179	0.179
-2.00	-2.125	0.000	0.000	0.179
-1.75	-1.875	0.000	0.000	0.179
-1.50	-1.625	0.000	0.000	0.179
-1.25	-1.375	0.001	0.003	0.182
-1.00	-1.125	0.000	0.000	0.182
-0.75	-0.875	0.000	0.000	0.182
-0.50	-0.625	0.035	0.098	0.279
-0.25	-0.375	0.052	0.145	0.425
0.00	-0.125	0.254	0.710	1.135
0.25	0.125	0.785	2.194	3.328
0.50	0.375	1.643	4.591	7.919
0.75	0.625	3.218	8.992	16.912
1.00	0.875	8.210	22.942	39.854
1.25	1.125	7.626	21.310	61.164
1.50	1.375	7.007	19.580	80.744
1.75	1.625	3.571	9.979	90.723
2.00	1.875	1.778	4.968	95.691
2.25	2.125	0.686	1.917	97.608
2.50	2.375	0.354	0.989	98.597
2.75	2.625	0.257	0.718	99.315
3.00	2.875	0.139	0.388	99.704
3.25	3.125	0.053	0.148	99.852
3.50	3.375	0.023	0.064	99.916
3.75	3.625	0.014	0.039	99.955
4.00	3.875	0.009	0.025	99.980
5.00	4.500	0.007	0.020	100.000

Statistical Results			
Mean:	1.1392	phi	(0.454 mm)
Standard Dev:	0.5245	phi-units	(0.6952 mm)
Skewness:	-0.0753	dimensionless	
Kurtosis:	7.8944	dimensionless	
5th Moment:	-16.5179	dimensionless	
6th Moment:	216.6176	dimensionless	
RARD *	0.4604	dimensionless	
Median	0.9940	phi	(0.5021 mm)

\* RARD = reciprocal absolute relative dispersion (see below)

Statistical Explanation	
Calculations based on the Method of Moments	
Skewness: 3rd Stand. Moment; Exact Gaussian = 0.0	
Kurtosis: 4th Stand. Moment; Exact Gaussian = 3.0	
For Further Explanation, See Basille et al. 2002	
Millimeter data calculated by $mm = 2^{(-phi)}$	

Reciprocal Absolute Relative Dispersion (RARD) Scale	
< 0.5	Excellent homogeneity (e.g., beaches)
0.5 to 1.0	Good homogeneity
1.0 to 1.33	Fair homogeneity
> 1.33	Poor homogeneity (e.g., glacial)



# BV-79-BB

