

**Onshore Grab Sample**

**Sample:** BV-78  
**Sample Taken By:** D. Phelps  
**Sample Collected On:** 10/29/08  
**Splits?** N/A

**County:** Brevard  
**Latitude:** 27° 52' 17.2"  
**Longitude:** 80° 27' 9.8"  
**Datum:** WGS 84  
**Surf. Elev:** N/A  
**Datum:** N/A

**Fine Data Summary**

Total Sample Weight 67.53 grams  
Total Fines in Sample 0.152 grams  
Total Percent Fines 0.22 %

**Dry Sieving Summary**

Total Sample Weight 67.295 grams  
Total Digested Weight 41.741 grams  
Total Carbonate Weight 25.554 grams  
Total Silica % 62.03 %  
Total Carbonate % 37.97 %  
Carbonate/Silica Ratio 0.612

**General Comments:**

None

**Description**

Worked By: M. Ladle

# Pre-Digestion Grain Size Distribution

Onshore Grab Sample

Sample: BV-78

Total Sample Mass: 67.295 grams

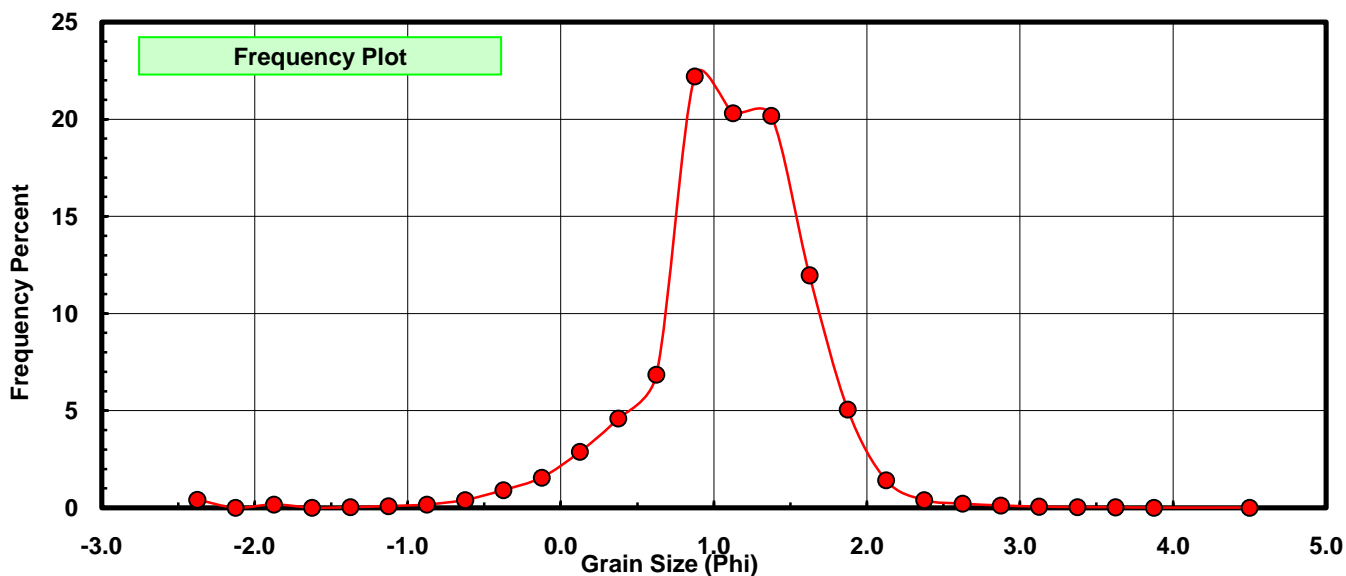
Sieve Size (phi)	Sieve Midpt (phi)	Weight (grams)	Freq Weight %	Cumulative Weight %
-2.25	-2.375	0.280	0.416	0.416
-2.00	-2.125	0.000	0.000	0.416
-1.75	-1.875	0.113	0.168	0.584
-1.50	-1.625	0.000	0.000	0.584
-1.25	-1.375	0.017	0.025	0.609
-1.00	-1.125	0.057	0.085	0.694
-0.75	-0.875	0.110	0.163	0.857
-0.50	-0.625	0.270	0.401	1.259
-0.25	-0.375	0.610	0.906	2.165
0.00	-0.125	1.045	1.553	3.718
0.25	0.125	1.938	2.880	6.598
0.50	0.375	3.087	4.587	11.185
0.75	0.625	4.610	6.850	18.036
1.00	0.875	14.942	22.204	40.239
1.25	1.125	13.668	20.311	60.550
1.50	1.375	13.573	20.169	80.719
1.75	1.625	8.051	11.964	92.683
2.00	1.875	3.400	5.052	97.735
2.25	2.125	0.957	1.422	99.157
2.50	2.375	0.266	0.395	99.553
2.75	2.625	0.141	0.210	99.762
3.00	2.875	0.077	0.114	99.877
3.25	3.125	0.038	0.056	99.933
3.50	3.375	0.022	0.033	99.966
3.75	3.625	0.016	0.024	99.990
4.00	3.875	0.003	0.004	99.994
5.00	4.50	0.004	0.006	100.000

Statistical Results			
Mean:	1.0818	phi	(0.4724 mm)
Standard Dev:	0.5745	phi-units	(0.6715 mm)
Skewness:	-1.3977	dimensionless	
Kurtosis:	9.7447	dimensionless	
5th Moment:	-41.2390	dimensionless	
6th Moment:	257.4226	dimensionless	
RARD *	0.5310	dimensionless	
Median	0.9951	phi	(0.5017 mm)

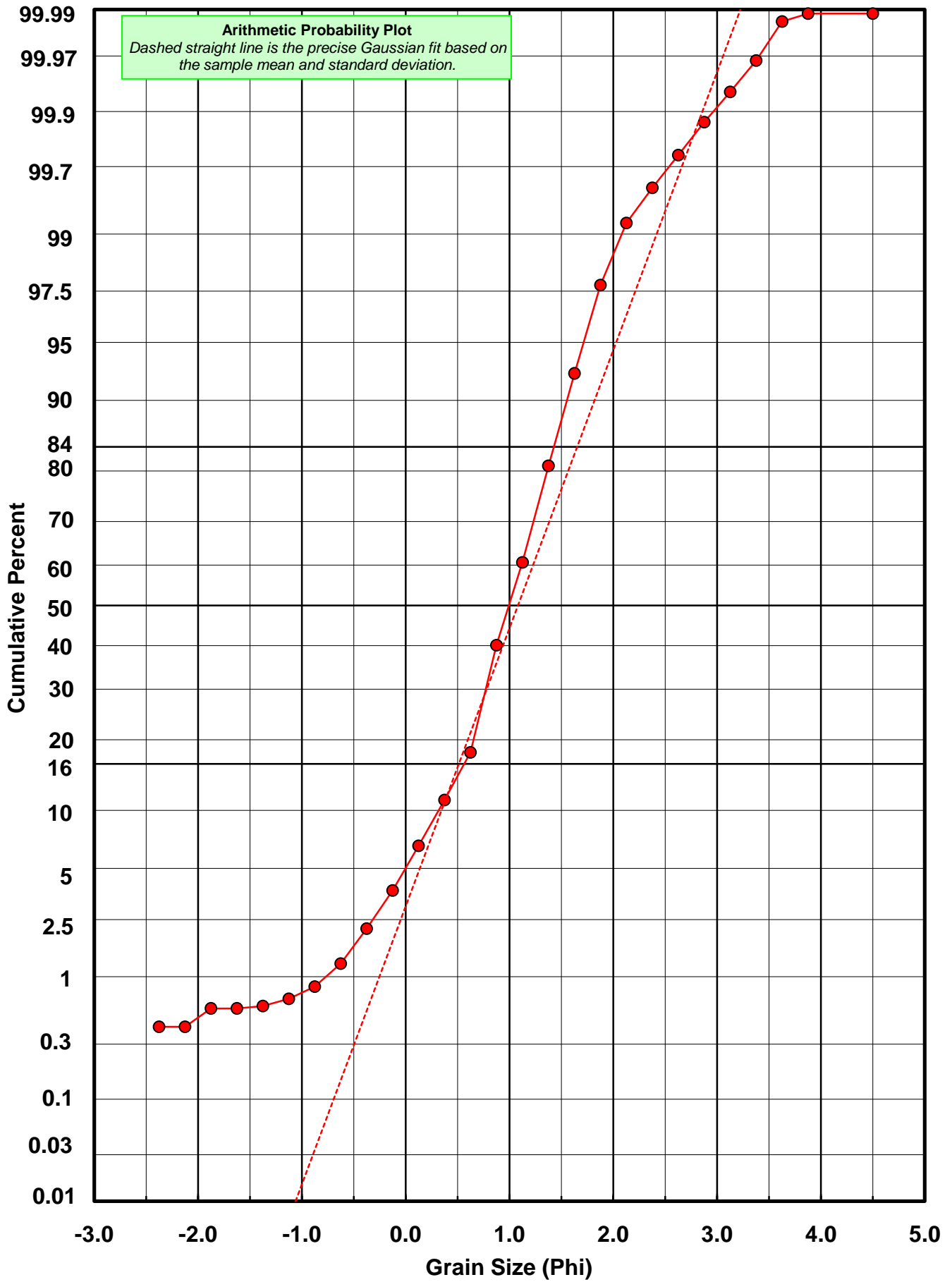
\* RARD = reciprocal absolute relative dispersion (see below)

Statistical Explanation	
Calculations based on the Method of Moments	
Skewness: 3rd Stand. Moment; Exact Gaussian = 0.0	
Kurtosis: 4th Stand. Moment; Exact Gaussian = 3.0	
For Further Explanation, See Basille et al. 2002	
Millimeter data calculated by $mm = 2^{(-\phi)}$	

Reciprocal Absolute Relative Dispersion (RARD) Scale	
< 0.5	Excellent homogeneity (e.g., beaches)
0.5 to 1.0	Good homogeneity
1.0 to 1.33	Fair homogeneity
> 1.33	Poor homogeneity (e.g., glacial)



# BV-78



# Carbonate Grain Size Distribution

Onshore Grab Sample

Sample: BV-78

Total Carbonate Mass: 25.564 grams

% Carbonate: 38.0 %

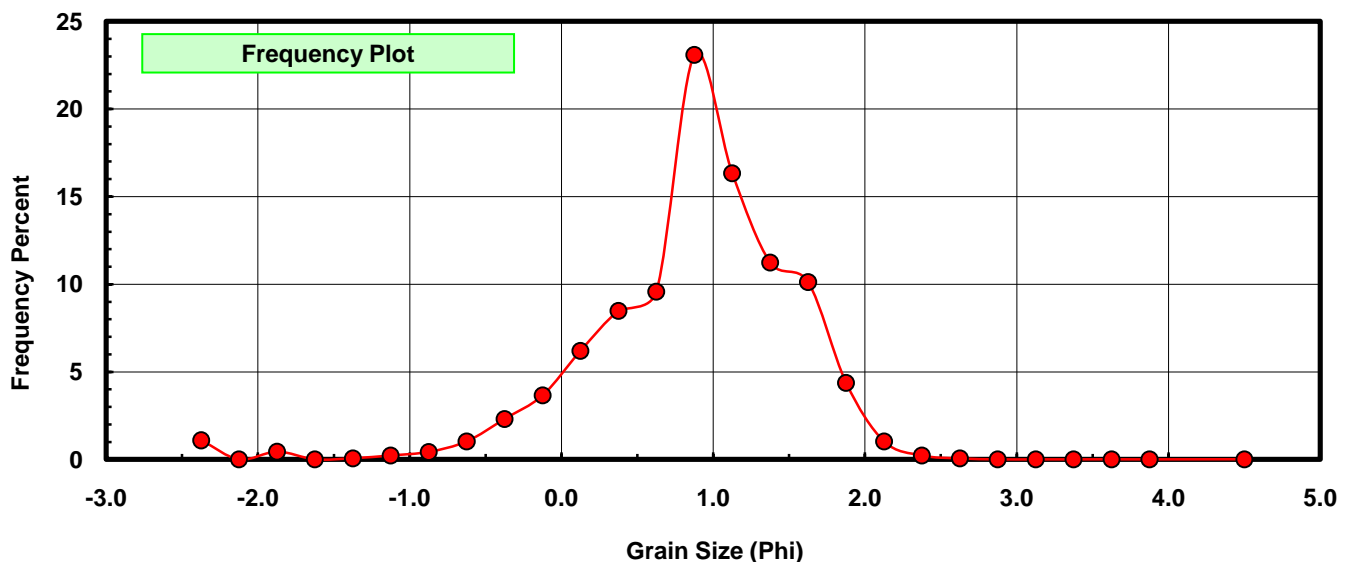
Sieve Size (phi)	Sieve Midpt (phi)	Weight (grams)	Freq Weight %	Cumulative Weight %
-2.25	-2.375	0.280	1.095	1.095
-2.00	-2.125	0.000	0.000	1.095
-1.75	-1.875	0.113	0.442	1.537
-1.50	-1.625	0.000	0.000	1.537
-1.25	-1.375	0.017	0.066	1.604
-1.00	-1.125	0.057	0.223	1.827
-0.75	-0.875	0.110	0.430	2.257
-0.50	-0.625	0.263	1.029	3.286
-0.25	-0.375	0.591	2.312	5.598
0.00	-0.125	0.935	3.657	9.255
0.25	0.125	1.585	6.200	15.455
0.50	0.375	2.169	8.485	23.940
0.75	0.625	2.450	9.584	33.524
1.00	0.875	5.901	23.083	56.607
1.25	1.125	4.175	16.332	72.939
1.50	1.375	2.874	11.242	84.181
1.75	1.625	2.587	10.120	94.301
2.00	1.875	1.119	4.377	98.678
2.25	2.125	0.264	1.033	99.711
2.50	2.375	0.057	0.223	99.934
2.75	2.625	0.014	0.055	99.988
3.00	2.875	0.000	0.000	99.988
3.25	3.125	0.000	0.000	99.988
3.50	3.375	0.000	0.000	99.988
3.75	3.625	0.001	0.004	99.992
4.00	3.875	0.000	0.000	99.992
5.00	4.500	0.002	0.008	100.000

Statistical Results			
Mean:	0.8543	phi	(0.5531 mm)
Standard Dev:	0.7179	phi-units	(0.608 mm)
Skewness:	-1.4122	dimensionless	
Kurtosis:	7.1939	dimensionless	
5th Moment:	-25.5031	dimensionless	
6th Moment:	115.3279	dimensionless	
RARD *	0.8404	dimensionless	
Median	0.8034	phi	(0.573 mm)

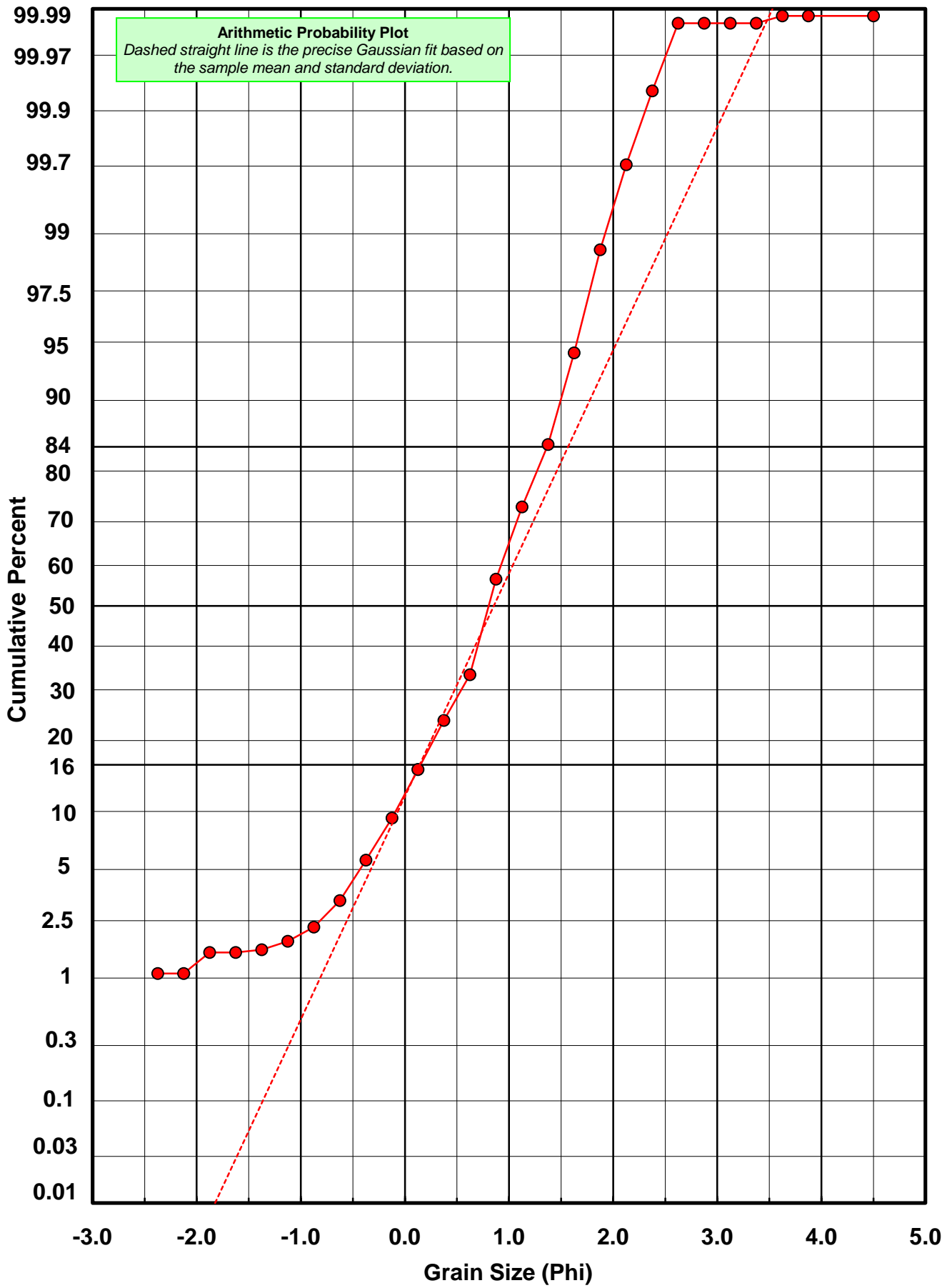
\* RARD = reciprocal absolute relative dispersion (see below)

Statistical Explanation	
Calculations based on the Method of Moments	
Skewness: 3rd Stand. Moment; Exact Gaussian = 0.0	
Kurtosis: 4th Stand. Moment; Exact Gaussian = 3.0	
For Further Explanation, See Basille et al. 2002	
Millimeter data calculated by $mm = 2^{(-\phi)}$	

Reciprocal Absolute Relative Dispersion (RARD) Scale	
< 0.5	Excellent homogeneity (e.g., beaches)
0.5 to 1.0	Good homogeneity
1.0 to 1.33	Fair homogeneity
> 1.33	Poor homogeneity (e.g., glacial)



# BV-78



# Post-Digestion Grain Size Distribution

Onshore Grab Sample

Sample: BV-78

Total Digested Mass: 41.741 grams

% Silica: 62.0 %

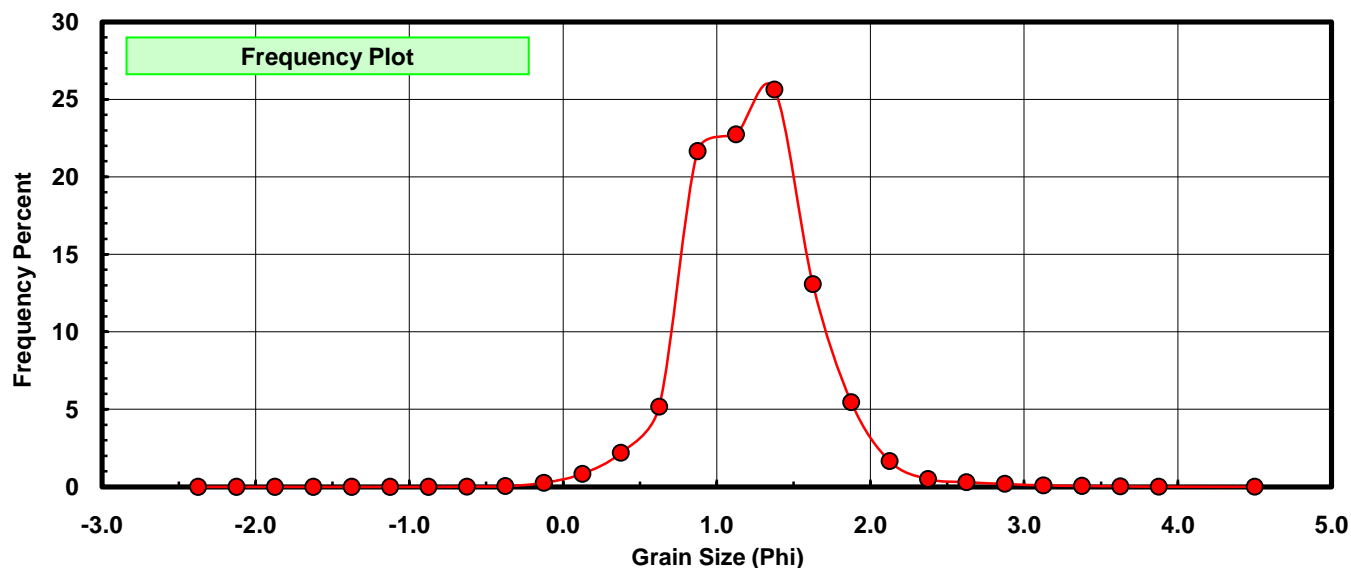
Sieve Size (phi)	Sieve Midpt (phi)	Weight (grams)	Freq Weight %	Cumulative Weight %
-2.25	-2.375	0.000	0.000	0.000
-2.00	-2.125	0.000	0.000	0.000
-1.75	-1.875	0.000	0.000	0.000
-1.50	-1.625	0.000	0.000	0.000
-1.25	-1.375	0.000	0.000	0.000
-1.00	-1.125	0.000	0.000	0.000
-0.75	-0.875	0.000	0.000	0.000
-0.50	-0.625	0.007	0.017	0.017
-0.25	-0.375	0.019	0.046	0.062
0.00	-0.125	0.110	0.264	0.326
0.25	0.125	0.353	0.846	1.172
0.50	0.375	0.918	2.199	3.371
0.75	0.625	2.160	5.175	8.546
1.00	0.875	9.041	21.660	30.205
1.25	1.125	9.493	22.743	52.948
1.50	1.375	10.699	25.632	78.580
1.75	1.625	5.464	13.090	91.670
2.00	1.875	2.281	5.465	97.135
2.25	2.125	0.693	1.660	98.795
2.50	2.375	0.209	0.501	99.296
2.75	2.625	0.127	0.304	99.600
3.00	2.875	0.079	0.189	99.789
3.25	3.125	0.039	0.093	99.883
3.50	3.375	0.026	0.062	99.945
3.75	3.625	0.015	0.036	99.981
4.00	3.875	0.006	0.014	99.995
5.00	4.500	0.002	0.005	100.000

Statistical Results			
Mean:	1.2217	phi	(0.4288 mm)
Standard Dev:	0.4185	phi-units	(0.7482 mm)
Skewness:	0.4132	dimensionless	
Kurtosis:	5.2296	dimensionless	
5th Moment:	11.0236	dimensionless	
6th Moment:	81.7143	dimensionless	
RARD *	0.3425	dimensionless	
Median	1.0926	phi	(0.4689 mm)

\* RARD = reciprocal absolute relative dispersion (see below)

Statistical Explanation	
Calculations based on the Method of Moments	
Skewness: 3rd Stand. Moment; Exact Gaussian = 0.0	
Kurtosis: 4th Stand. Moment; Exact Gaussian = 3.0	
For Further Explanation, See Basille et al. 2002	
Millimeter data calculated by $mm = 2^{(-\phi)}$	

Reciprocal Absolute Relative Dispersion (RARD) Scale	
< 0.5	Excellent homogeneity (e.g., beaches)
0.5 to 1.0	Good homogeneity
1.0 to 1.33	Fair homogeneity
> 1.33	Poor homogeneity (e.g., glacial)



# BV-78

