

**Onshore Grab Sample**

**Sample:** BV-76  
**Sample Taken By:** D. Phelps  
**Sample Collected On:** 10/29/08  
**Splits?** N/A

**County:** Brevard  
**Latitude:** 27° 53' 39.0"  
**Longitude:** 80° 27' 56.2"  
**Datum:** WGS 84  
**Surf. Elev:** N/A  
**Datum:** N/A

**Fine Data Summary**

Total Sample Weight 67.251 grams  
Total Fines in Sample 0.294 grams  
Total Percent Fines 0.44 %

**Dry Sieving Summary**

Total Sample Weight 66.822 grams  
Total Digested Weight 34.076 grams  
Total Carbonate Weight 32.746 grams  
Total Silica % 51.00 %  
Total Carbonate % 49.00 %  
Carbonate/Silica Ratio 0.961

**General Comments:**

None

**Description**

Worked By: M. Ladle

# Pre-Digestion Grain Size Distribution

Onshore Grab Sample

Sample: BV-76

Total Sample Mass: 66.822 grams

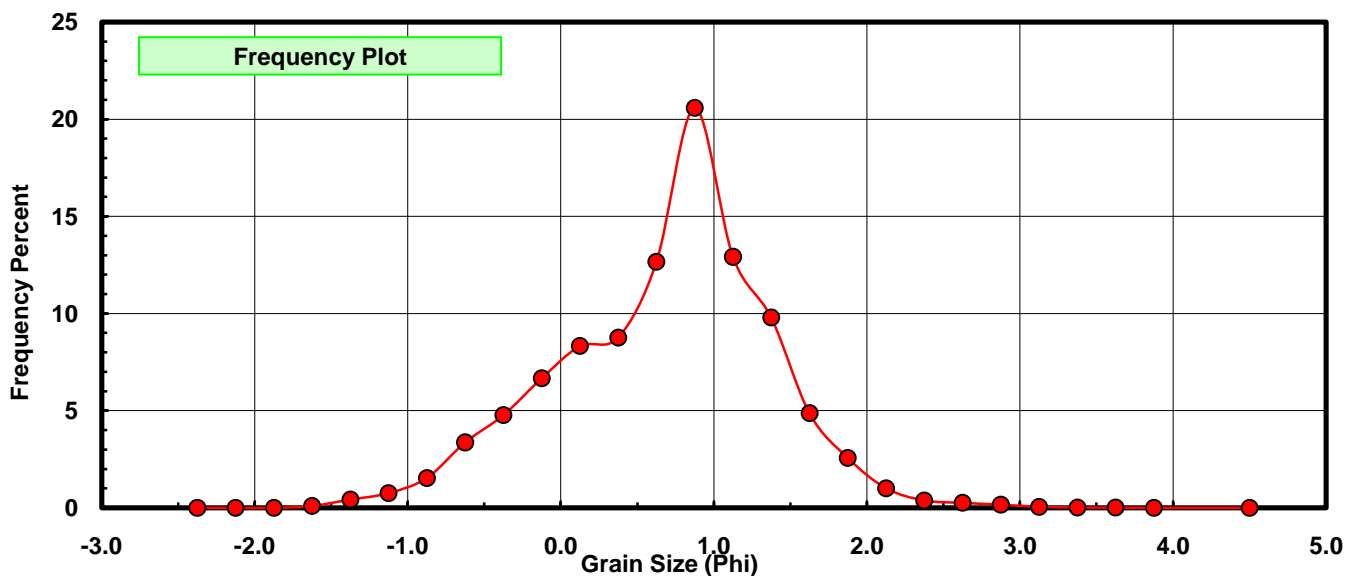
Sieve Size (phi)	Sieve Midpt (phi)	Weight (grams)	Freq Weight %	Cumulative Weight %
-2.25	-2.375	0.000	0.000	0.000
-2.00	-2.125	0.000	0.000	0.000
-1.75	-1.875	0.000	0.000	0.000
-1.50	-1.625	0.064	0.096	0.096
-1.25	-1.375	0.284	0.425	0.521
-1.00	-1.125	0.505	0.756	1.277
-0.75	-0.875	1.027	1.537	2.813
-0.50	-0.625	2.250	3.367	6.181
-0.25	-0.375	3.186	4.768	10.948
0.00	-0.125	4.453	6.664	17.612
0.25	0.125	5.563	8.325	25.938
0.50	0.375	5.858	8.767	34.704
0.75	0.625	8.459	12.659	47.363
1.00	0.875	13.754	20.583	67.946
1.25	1.125	8.633	12.919	80.866
1.50	1.375	6.545	9.795	90.660
1.75	1.625	3.253	4.868	95.528
2.00	1.875	1.718	2.571	98.099
2.25	2.125	0.673	1.007	99.107
2.50	2.375	0.256	0.383	99.490
2.75	2.625	0.171	0.256	99.746
3.00	2.875	0.109	0.163	99.909
3.25	3.125	0.037	0.055	99.964
3.50	3.375	0.014	0.021	99.985
3.75	3.625	0.007	0.010	99.996
4.00	3.875	0.002	0.003	99.999
5.00	4.50	0.001	0.001	100.000

Statistical Results			
Mean:	0.6781	phi	(0.625 mm)
Standard Dev:	0.7048	phi-units	(0.6135 mm)
Skewness:	-0.2838	dimensionless	
Kurtosis:	3.2088	dimensionless	
5th Moment:	-1.1661	dimensionless	
6th Moment:	17.9120	dimensionless	
RARD *	1.0394	dimensionless	
Median	0.6570	phi	(0.6342 mm)

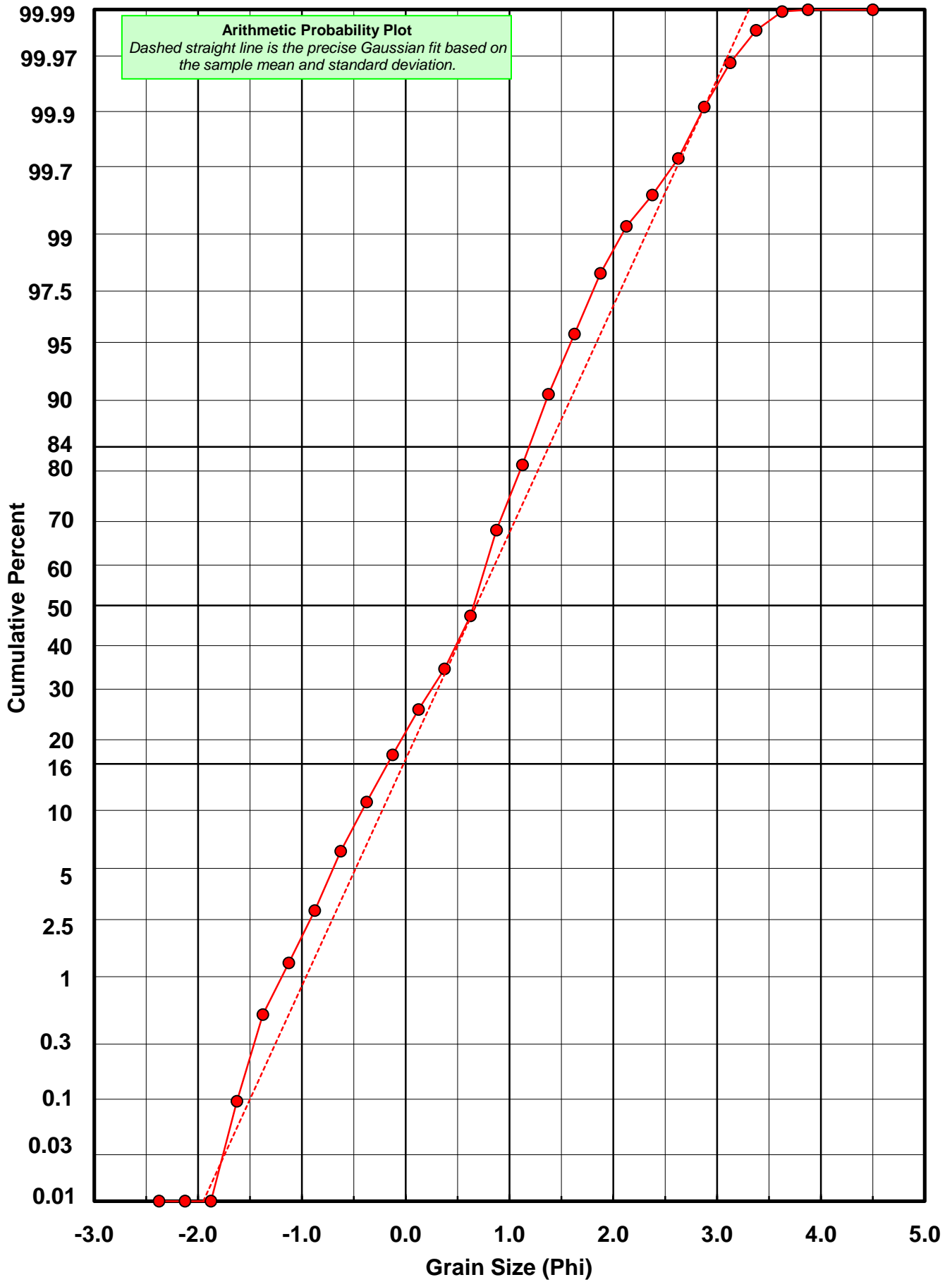
\* RARD = reciprocal absolute relative dispersion (see below)

Statistical Explanation	
Calculations based on the Method of Moments	
Skewness: 3rd Stand. Moment; Exact Gaussian = 0.0	
Kurtosis: 4th Stand. Moment; Exact Gaussian = 3.0	
For Further Explanation, See Basille et al. 2002	
Millimeter data calculated by $mm = 2^{(-\phi)}$	

Reciprocal Absolute Relative Dispersion (RARD) Scale	
< 0.5	Excellent homogeneity (e.g., beaches)
0.5 to 1.0	Good homogeneity
1.0 to 1.33	Fair homogeneity
> 1.33	Poor homogeneity (e.g., glacial)



# BV-76



# Carbonate Grain Size Distribution

Onshore Grab Sample

Sample: BV-76

Total Carbonate Mass: 32.827 grams

% Carbonate: 49.0 %

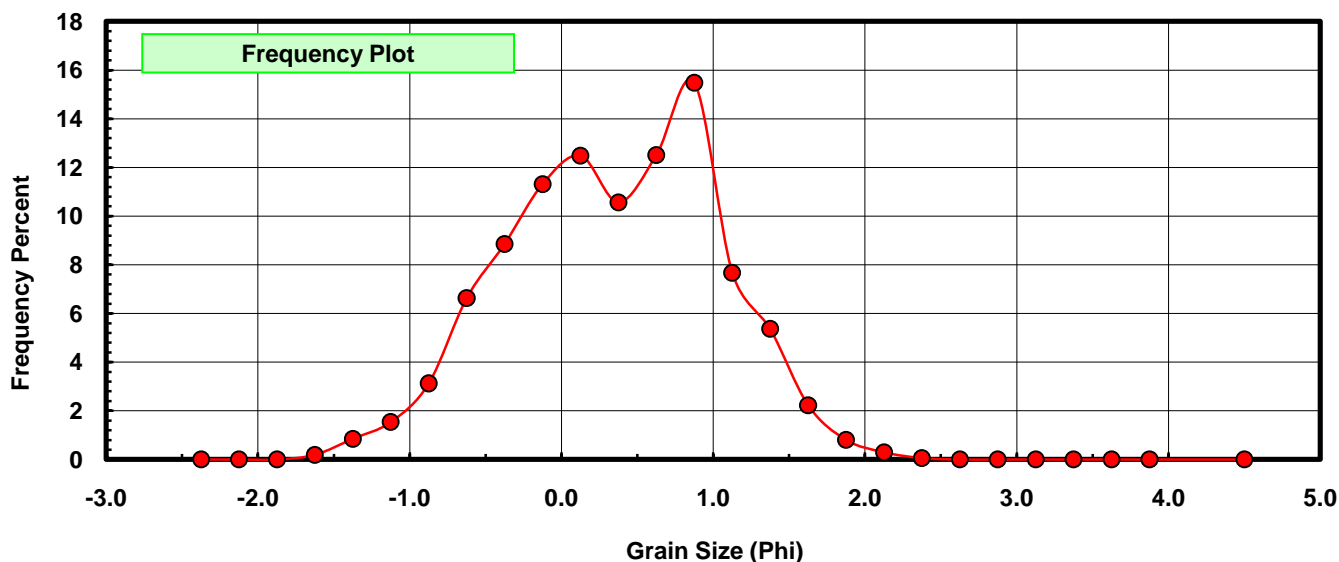
Sieve Size (phi)	Sieve Midpt (phi)	Weight (grams)	Freq Weight %	Cumulative Weight %
-2.25	-2.375	0.000	0.000	0.000
-2.00	-2.125	0.000	0.000	0.000
-1.75	-1.875	0.000	0.000	0.000
-1.50	-1.625	0.064	0.195	0.195
-1.25	-1.375	0.280	0.853	1.048
-1.00	-1.125	0.505	1.538	2.586
-0.75	-0.875	1.027	3.129	5.715
-0.50	-0.625	2.177	6.632	12.347
-0.25	-0.375	2.908	8.859	21.205
0.00	-0.125	3.715	11.317	32.522
0.25	0.125	4.098	12.484	45.006
0.50	0.375	3.469	10.568	55.573
0.75	0.625	4.107	12.511	68.084
1.00	0.875	5.081	15.478	83.562
1.25	1.125	2.520	7.677	91.239
1.50	1.375	1.761	5.364	96.603
1.75	1.625	0.733	2.233	98.836
2.00	1.875	0.265	0.807	99.644
2.25	2.125	0.098	0.299	99.942
2.50	2.375	0.019	0.058	100.000
2.75	2.625	0.000	0.000	100.000
3.00	2.875	0.000	0.000	100.000
3.25	3.125	0.000	0.000	100.000
3.50	3.375	0.000	0.000	100.000
3.75	3.625	0.000	0.000	100.000
4.00	3.875	0.000	0.000	100.000
5.00	4.500	0.000	0.000	100.000

Statistical Results			
Mean:	0.3397	phi	(0.7902 mm)
Standard Dev:	0.7009	phi-units	(0.6152 mm)
Skewness:	-0.1344	dimensionless	
Kurtosis:	2.4715	dimensionless	
5th Moment:	-0.7877	dimensionless	
6th Moment:	9.3950	dimensionless	
RARD *	2.0630	dimensionless	
Median	0.2432	phi	(0.8449 mm)

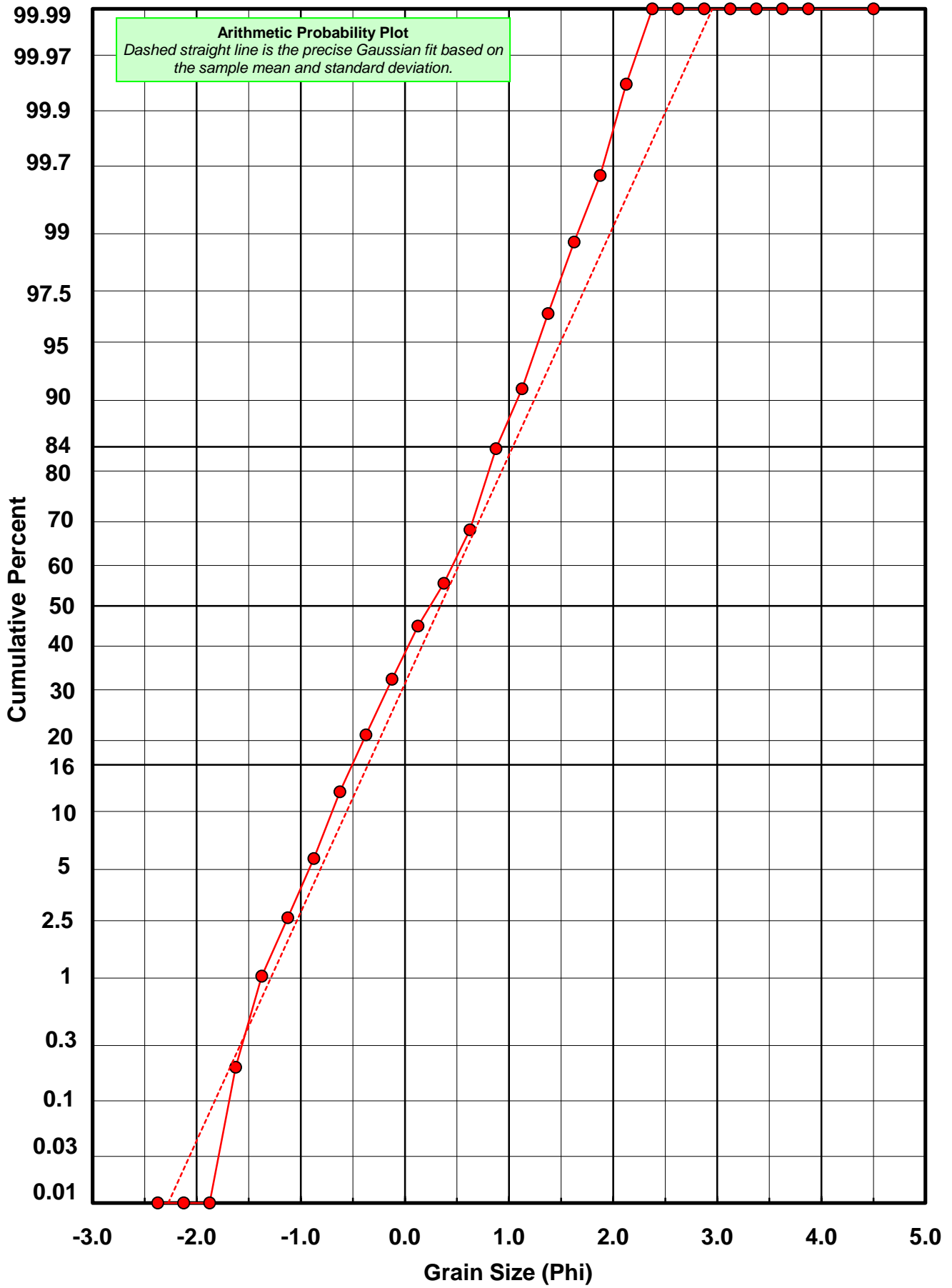
\* RARD = reciprocal absolute relative dispersion (see below)

Statistical Explanation	
Calculations based on the Method of Moments	
Skewness: 3rd Stand. Moment; Exact Gaussian = 0.0	
Kurtosis: 4th Stand. Moment; Exact Gaussian = 3.0	
For Further Explanation, See Basille et al. 2002	
Millimeter data calculated by $mm = 2^{(-\phi)}$	

Reciprocal Absolute Relative Dispersion (RARD) Scale	
< 0.5	Excellent homogeneity (e.g., beaches)
0.5 to 1.0	Good homogeneity
1.0 to 1.33	Fair homogeneity
> 1.33	Poor homogeneity (e.g., glacial)



# BV-76



# Post-Digestion Grain Size Distribution

Onshore Grab Sample

Sample: BV-76

Total Digested Mass: 34.076 grams

% Silica: 51.0 %

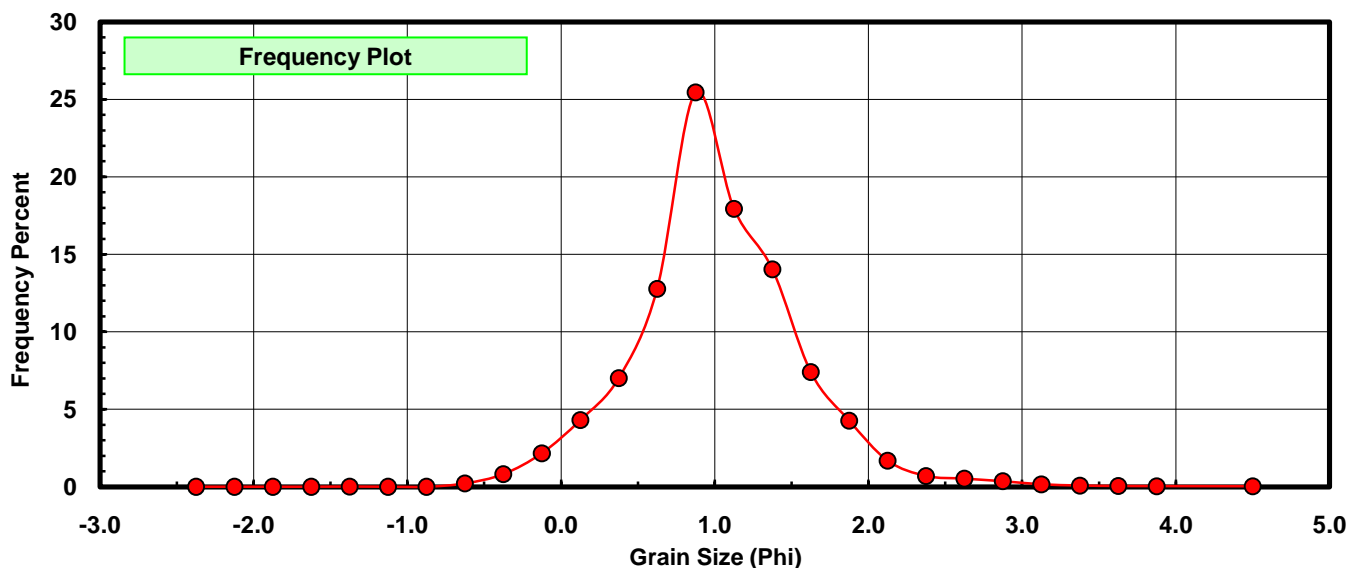
Sieve Size (phi)	Sieve Midpt (phi)	Weight (grams)	Freq Weight %	Cumulative Weight %
-2.25	-2.375	0.000	0.000	0.000
-2.00	-2.125	0.000	0.000	0.000
-1.75	-1.875	0.000	0.000	0.000
-1.50	-1.625	0.000	0.000	0.000
-1.25	-1.375	0.004	0.012	0.012
-1.00	-1.125	0.000	0.000	0.012
-0.75	-0.875	0.000	0.000	0.012
-0.50	-0.625	0.073	0.214	0.226
-0.25	-0.375	0.278	0.816	1.042
0.00	-0.125	0.738	2.166	3.208
0.25	0.125	1.465	4.299	7.507
0.50	0.375	2.389	7.011	14.518
0.75	0.625	4.352	12.771	27.289
1.00	0.875	8.673	25.452	52.741
1.25	1.125	6.113	17.939	70.680
1.50	1.375	4.784	14.039	84.719
1.75	1.625	2.520	7.395	92.115
2.00	1.875	1.453	4.264	96.379
2.25	2.125	0.575	1.687	98.066
2.50	2.375	0.237	0.696	98.762
2.75	2.625	0.178	0.522	99.284
3.00	2.875	0.121	0.355	99.639
3.25	3.125	0.054	0.158	99.798
3.50	3.375	0.027	0.079	99.877
3.75	3.625	0.017	0.050	99.927
4.00	3.875	0.014	0.041	99.968
5.00	4.500	0.011	0.032	100.000

Statistical Results			
Mean:	1.0107	phi	(0.4963 mm)
Standard Dev:	0.5546	phi-units	(0.6808 mm)
Skewness:	0.4543	dimensionless	
Kurtosis:	4.8636	dimensionless	
5th Moment:	10.0358	dimensionless	
6th Moment:	63.0999	dimensionless	
RARD *	0.5487	dimensionless	
Median	0.8481	phi	(0.5555 mm)

\* RARD = reciprocal absolute relative dispersion (see below)

Statistical Explanation	
Calculations based on the Method of Moments	
Skewness: 3rd Stand. Moment; Exact Gaussian = 0.0	
Kurtosis: 4th Stand. Moment; Exact Gaussian = 3.0	
For Further Explanation, See Basille et al. 2002	
Millimeter data calculated by $mm = 2^{(-phi)}$	

Reciprocal Absolute Relative Dispersion (RARD) Scale	
< 0.5	Excellent homogeneity (e.g., beaches)
0.5 to 1.0	Good homogeneity
1.0 to 1.33	Fair homogeneity
> 1.33	Poor homogeneity (e.g., glacial)



# BV-76

