

Onshore Grab Sample

Sample: BV-69-BB
Sample Taken By: D. Phelps
Sample Collected On: 9/24/08
Splits? N/A

County: Brevard
Latitude: 27° 58' 40.7"
Longitude: 80° 30' 47.3"
Datum: WGS 84
Surf. Elev: N/A
Datum: N/A

Fine Data Summary

Total Sample Weight 55.443 grams
Total Fines in Sample 0.159 grams
Total Percent Fines 0.29 %

Dry Sieving Summary

Total Sample Weight 55.218 grams
Total Digested Weight 36.540 grams
Total Carbonate Weight 18.678 grams
Total Silica % 66.17 %
Total Carbonate % 33.83 %
Carbonate/Silica Ratio 0.511

General Comments:

None

Description

Worked By: M. Ladle

Pre-Digestion Grain Size Distribution

Onshore Grab Sample

Sample: BV-69-BB

Total Sample Mass: 55.218 grams

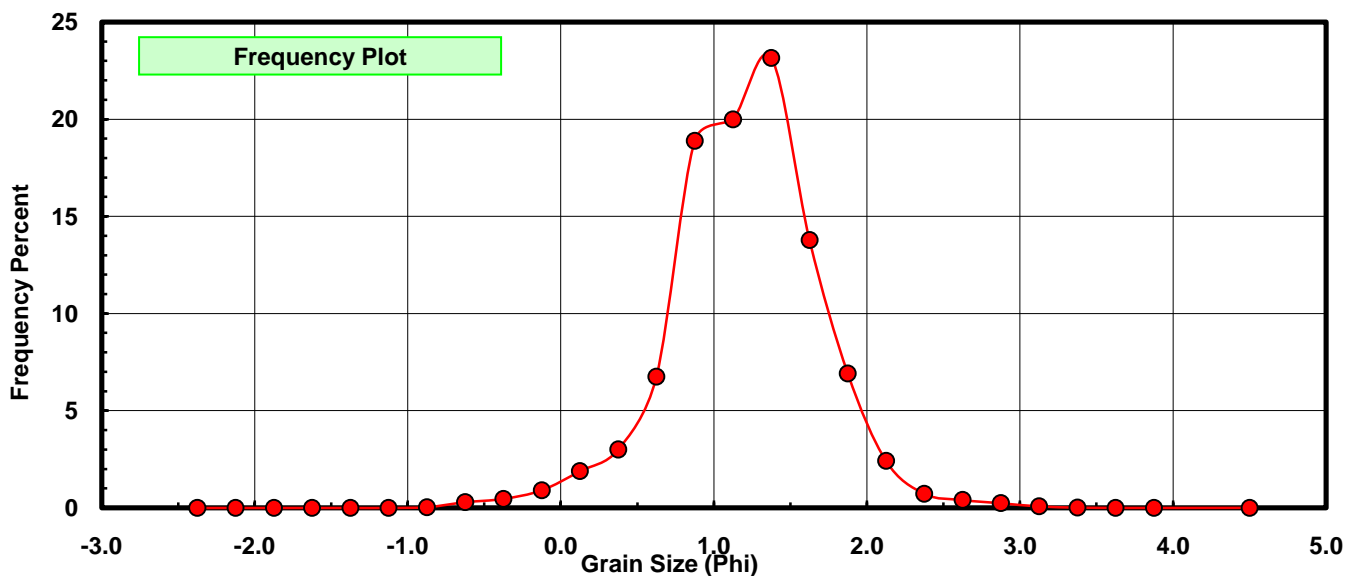
Sieve Size (phi)	Sieve Midpt (phi)	Weight (grams)	Freq Weight %	Cumulative Weight %
-2.25	-2.375	0.000	0.000	0.000
-2.00	-2.125	0.000	0.000	0.000
-1.75	-1.875	0.000	0.000	0.000
-1.50	-1.625	0.000	0.000	0.000
-1.25	-1.375	0.000	0.000	0.000
-1.00	-1.125	0.000	0.000	0.000
-0.75	-0.875	0.022	0.040	0.040
-0.50	-0.625	0.162	0.293	0.333
-0.25	-0.375	0.258	0.467	0.800
0.00	-0.125	0.500	0.906	1.706
0.25	0.125	1.043	1.889	3.595
0.50	0.375	1.659	3.004	6.599
0.75	0.625	3.728	6.751	13.351
1.00	0.875	10.431	18.891	32.241
1.25	1.125	11.042	19.997	52.238
1.50	1.375	12.785	23.154	75.392
1.75	1.625	7.612	13.785	89.177
2.00	1.875	3.820	6.918	96.095
2.25	2.125	1.335	2.418	98.513
2.50	2.375	0.402	0.728	99.241
2.75	2.625	0.225	0.407	99.649
3.00	2.875	0.134	0.243	99.891
3.25	3.125	0.044	0.080	99.971
3.50	3.375	0.010	0.018	99.989
3.75	3.625	0.002	0.004	99.993
4.00	3.875	0.001	0.002	99.995
5.00	4.50	0.003	0.005	100.000

Statistical Results			
Mean:	1.2030	phi	(0.4344 mm)
Standard Dev:	0.4931	phi-units	(0.7105 mm)
Skewness:	-0.2123	dimensionless	
Kurtosis:	4.4056	dimensionless	
5th Moment:	-1.6571	dimensionless	
6th Moment:	40.8137	dimensionless	
RARD *	0.4099	dimensionless	
Median	1.0970	phi	(0.4675 mm)

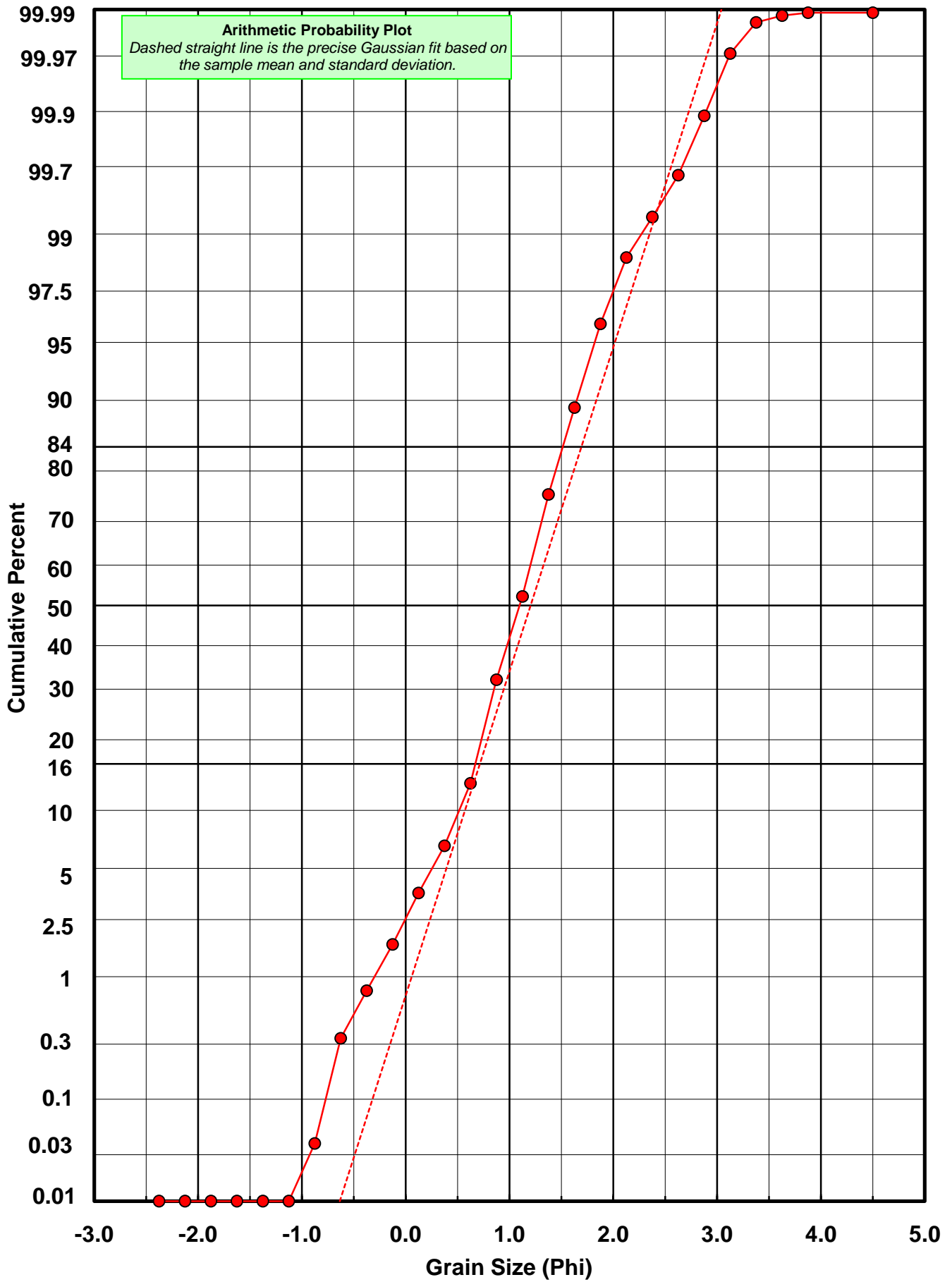
* RARD = reciprocal absolute relative dispersion (see below)

Statistical Explanation
Calculations based on the Method of Moments
Skewness: 3rd Stand. Moment; Exact Gaussian = 0.0
Kurtosis: 4th Stand. Moment; Exact Gaussian = 3.0
For Further Explanation, See Basille et al. 2002
Millimeter data calculated by $mm = 2^{(-\phi)}$

Reciprocal Absolute Relative Dispersion (RARD) Scale	
< 0.5	Excellent homogeneity (e.g., beaches)
0.5 to 1.0	Good homogeneity
1.0 to 1.33	Fair homogeneity
> 1.33	Poor homogeneity (e.g., glacial)



BV-69-BB



Carbonate Grain Size Distribution

Onshore Grab Sample

Sample: BV-69-BB

Total Carbonate Mass: 18.690 grams

% Carbonate: 33.8 %

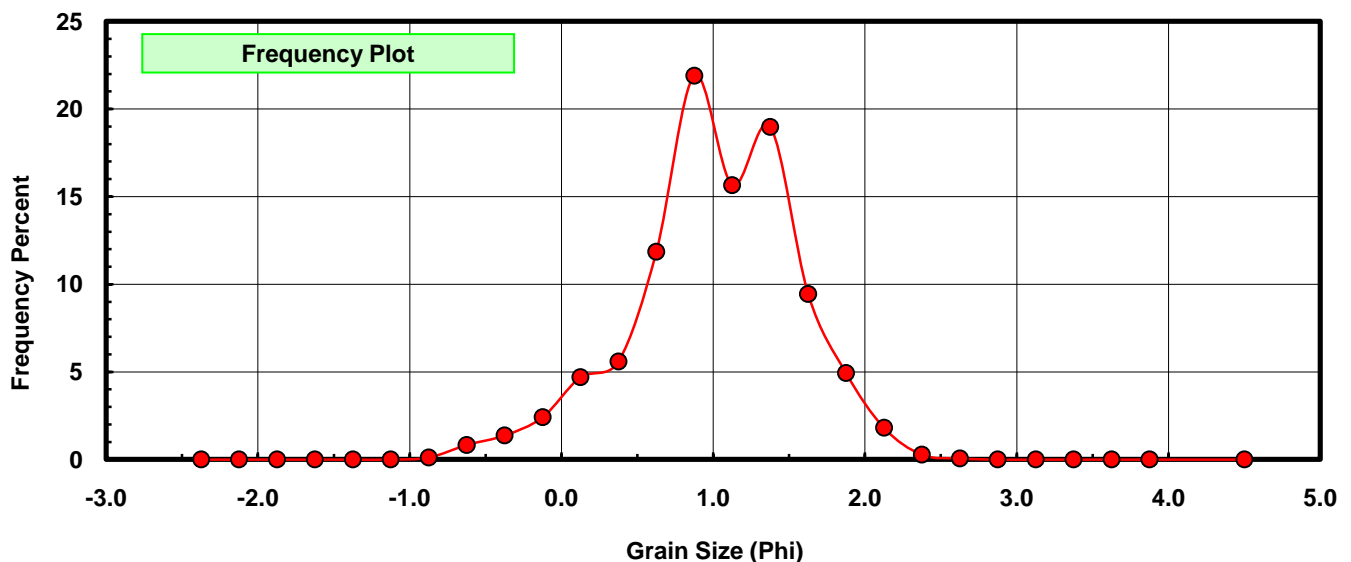
Sieve Size (phi)	Sieve Midpt (phi)	Weight (grams)	Freq Weight %	Cumulative Weight %
-2.25	-2.375	0.000	0.000	0.000
-2.00	-2.125	0.000	0.000	0.000
-1.75	-1.875	0.000	0.000	0.000
-1.50	-1.625	0.000	0.000	0.000
-1.25	-1.375	0.000	0.000	0.000
-1.00	-1.125	0.000	0.000	0.000
-0.75	-0.875	0.022	0.118	0.118
-0.50	-0.625	0.156	0.835	0.952
-0.25	-0.375	0.257	1.375	2.327
0.00	-0.125	0.452	2.418	4.746
0.25	0.125	0.880	4.708	9.454
0.50	0.375	1.046	5.597	15.051
0.75	0.625	2.218	11.867	26.918
1.00	0.875	4.094	21.905	48.823
1.25	1.125	2.927	15.661	64.484
1.50	1.375	3.548	18.983	83.467
1.75	1.625	1.766	9.449	92.916
2.00	1.875	0.922	4.933	97.849
2.25	2.125	0.338	1.808	99.658
2.50	2.375	0.052	0.278	99.936
2.75	2.625	0.012	0.064	100.000
3.00	2.875	0.000	0.000	100.000
3.25	3.125	0.000	0.000	100.000
3.50	3.375	0.000	0.000	100.000
3.75	3.625	0.000	0.000	100.000
4.00	3.875	0.000	0.000	100.000
5.00	4.500	0.000	0.000	100.000

Statistical Results			
Mean:	1.0083	phi	(0.4971 mm)
Standard Dev:	0.5577	phi-units	(0.6794 mm)
Skewness:	-0.4310	dimensionless	
Kurtosis:	3.1878	dimensionless	
5th Moment:	-3.6445	dimensionless	
6th Moment:	16.7149	dimensionless	
RARD *	0.5531	dimensionless	
Median	0.8938	phi	(0.5382 mm)

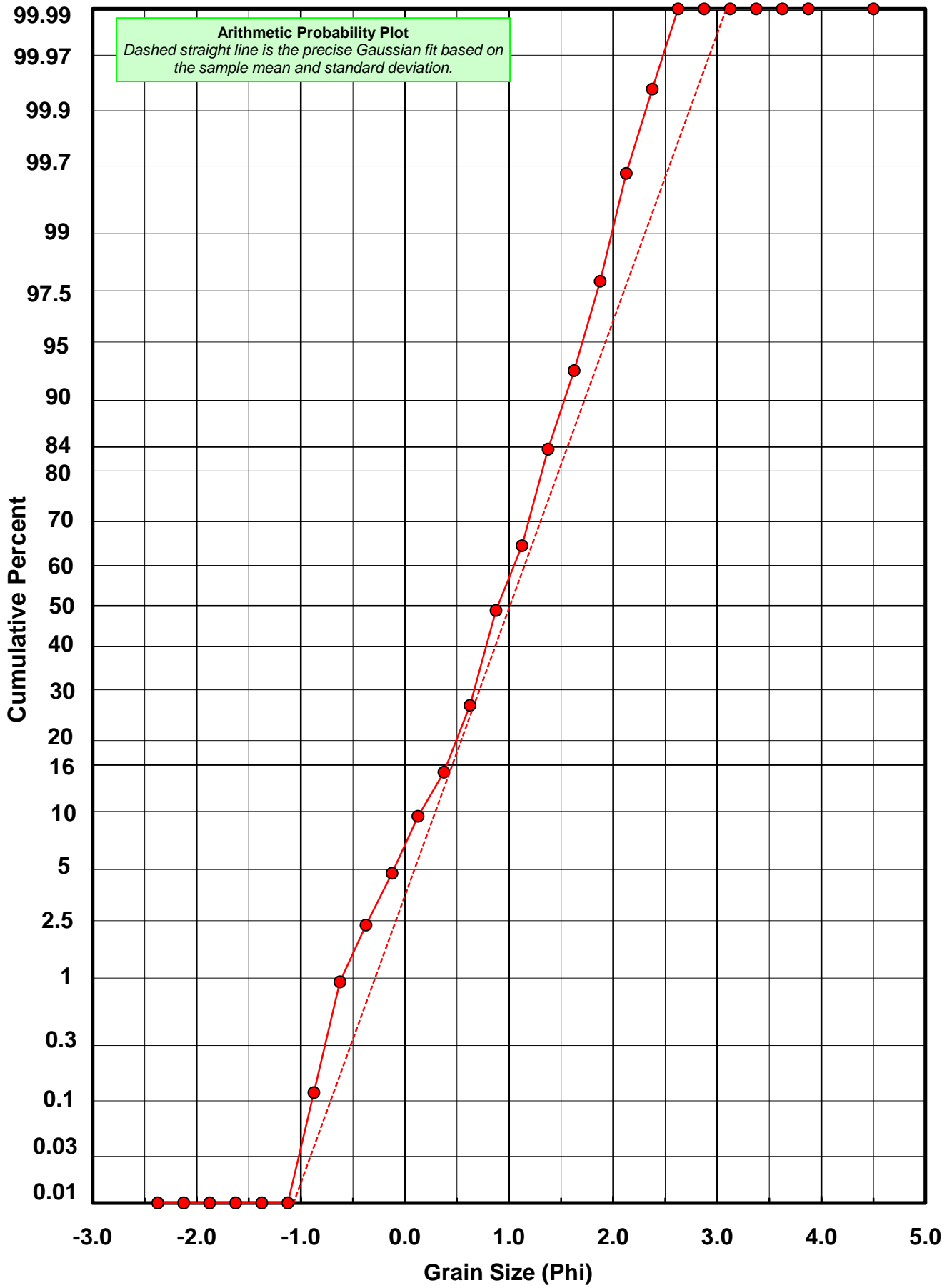
* RARD = reciprocal absolute relative dispersion (see below)

Statistical Explanation	
Calculations based on the Method of Moments	
Skewness: 3rd Stand. Moment; Exact Gaussian = 0.0	
Kurtosis: 4th Stand. Moment; Exact Gaussian = 3.0	
For Further Explanation, See Basille et al. 2002	
Millimeter data calculated by $mm = 2^{(-\phi)}$	

Reciprocal Absolute Relative Dispersion (RARD) Scale	
< 0.5	Excellent homogeneity (e.g., beaches)
0.5 to 1.0	Good homogeneity
1.0 to 1.33	Fair homogeneity
> 1.33	Poor homogeneity (e.g., glacial)



BV-69-BB



Post-Digestion Grain Size Distribution

Onshore Grab Sample

Sample: BV-69-BB

Total Digested Mass: 36.540 grams

% Silica: 66.2 %

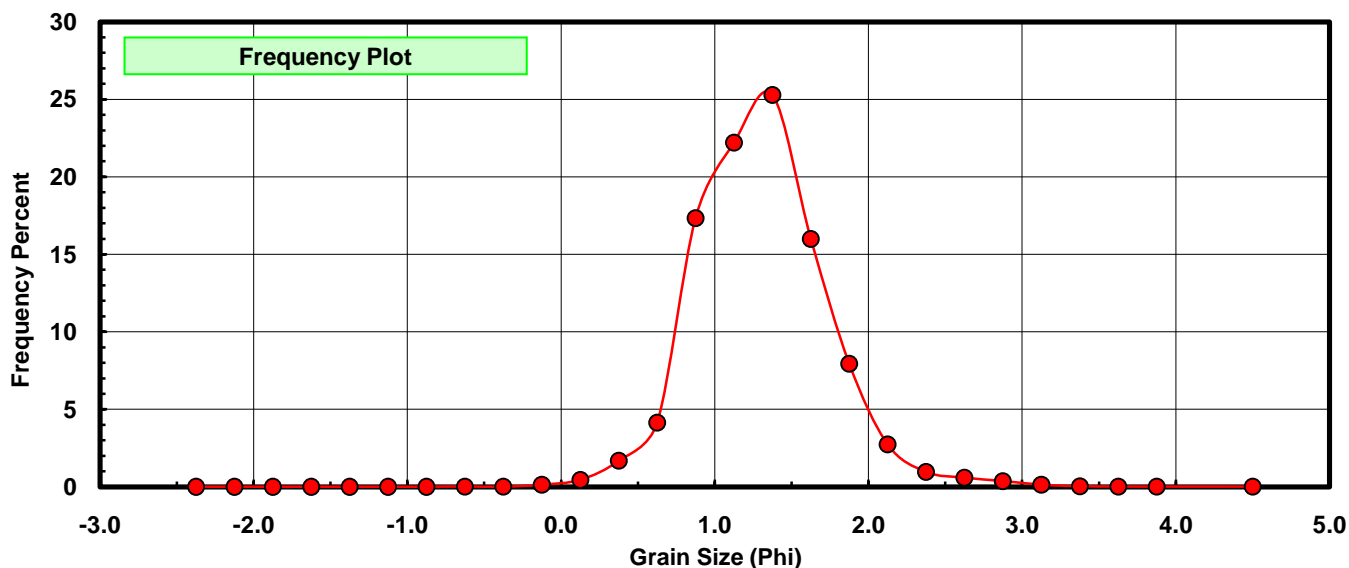
Sieve Size (phi)	Sieve Midpt (phi)	Weight (grams)	Freq Weight %	Cumulative Weight %
-2.25	-2.375	0.000	0.000	0.000
-2.00	-2.125	0.000	0.000	0.000
-1.75	-1.875	0.000	0.000	0.000
-1.50	-1.625	0.000	0.000	0.000
-1.25	-1.375	0.000	0.000	0.000
-1.00	-1.125	0.000	0.000	0.000
-0.75	-0.875	0.000	0.000	0.000
-0.50	-0.625	0.006	0.016	0.016
-0.25	-0.375	0.001	0.003	0.019
0.00	-0.125	0.048	0.131	0.151
0.25	0.125	0.163	0.446	0.597
0.50	0.375	0.613	1.678	2.274
0.75	0.625	1.510	4.132	6.407
1.00	0.875	6.337	17.343	23.749
1.25	1.125	8.115	22.209	45.958
1.50	1.375	9.237	25.279	71.237
1.75	1.625	5.846	15.999	87.236
2.00	1.875	2.898	7.931	95.167
2.25	2.125	0.997	2.729	97.895
2.50	2.375	0.350	0.958	98.853
2.75	2.625	0.213	0.583	99.436
3.00	2.875	0.135	0.369	99.806
3.25	3.125	0.048	0.131	99.937
3.50	3.375	0.012	0.033	99.970
3.75	3.625	0.005	0.014	99.984
4.00	3.875	0.003	0.008	99.992
5.00	4.500	0.003	0.008	100.000

Statistical Results			
Mean:	1.3033	phi	(0.4052 mm)
Standard Dev:	0.4329	phi-units	(0.7408 mm)
Skewness:	0.4812	dimensionless	
Kurtosis:	4.5675	dimensionless	
5th Moment:	8.7960	dimensionless	
6th Moment:	57.3571	dimensionless	
RARD *	0.3322	dimensionless	
Median	1.1650	phi	(0.446 mm)

* RARD = reciprocal absolute relative dispersion (see below)

Statistical Explanation	
Calculations based on the Method of Moments	
Skewness: 3rd Stand. Moment; Exact Gaussian = 0.0	
Kurtosis: 4th Stand. Moment; Exact Gaussian = 3.0	
For Further Explanation, See Basille et al. 2002	
Millimeter data calculated by $mm = 2^{(-\phi)}$	

Reciprocal Absolute Relative Dispersion (RARD) Scale	
< 0.5	Excellent homogeneity (e.g., beaches)
0.5 to 1.0	Good homogeneity
1.0 to 1.33	Fair homogeneity
> 1.33	Poor homogeneity (e.g., glacial)



BV-69-BB

