

**Onshore Grab Sample**

**Sample:** BV-66-BB  
**Sample Taken By:** D. Phelps  
**Sample Collected On:** 9/24/08  
**Splits?** N/A

**County:** Brevard  
**Latitude:** 28° 00' 47.2"  
**Longitude:** 80° 31' 51.6"  
**Datum:** WGS 84  
**Surf. Elev:** N/A  
**Datum:** N/A

**Fine Data Summary**

Total Sample Weight 57.132 grams  
Total Fines in Sample 0.892 grams  
Total Percent Fines 1.54 %

**Dry Sieving Summary**

Total Sample Weight 56.249 grams  
Total Digested Weight 53.751 grams  
Total Carbonate Weight 2.498 grams  
Total Silica % 95.56 %  
Total Carbonate % 4.44 %  
Carbonate/Silica Ratio 0.046

**General Comments:**

None

**Description**

Worked By: M. Ladle

# Pre-Digestion Grain Size Distribution

Onshore Grab Sample

Sample: BV-66-BB

Total Sample Mass: 56.249 grams

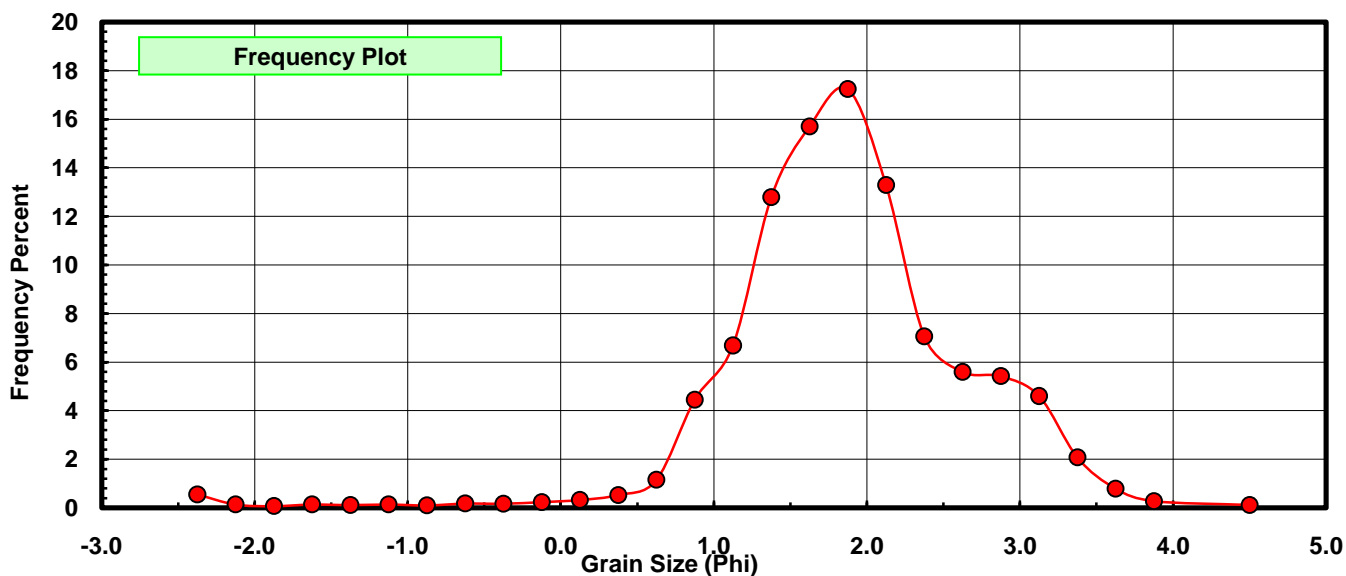
Sieve Size (phi)	Sieve Midpt (phi)	Weight (grams)	Freq Weight %	Cumulative Weight %
-2.25	-2.375	0.314	0.558	0.558
-2.00	-2.125	0.078	0.139	0.697
-1.75	-1.875	0.041	0.073	0.770
-1.50	-1.625	0.078	0.139	0.908
-1.25	-1.375	0.066	0.117	1.026
-1.00	-1.125	0.079	0.140	1.166
-0.75	-0.875	0.058	0.103	1.269
-0.50	-0.625	0.100	0.178	1.447
-0.25	-0.375	0.098	0.174	1.621
0.00	-0.125	0.134	0.238	1.860
0.25	0.125	0.184	0.327	2.187
0.50	0.375	0.299	0.532	2.718
0.75	0.625	0.649	1.154	3.872
1.00	0.875	2.507	4.457	8.329
1.25	1.125	3.761	6.686	15.015
1.50	1.375	7.194	12.790	27.805
1.75	1.625	8.835	15.707	43.512
2.00	1.875	9.700	17.245	60.757
2.25	2.125	7.476	13.291	74.048
2.50	2.375	3.969	7.056	81.104
2.75	2.625	3.149	5.598	86.702
3.00	2.875	3.050	5.422	92.124
3.25	3.125	2.590	4.605	96.729
3.50	3.375	1.168	2.076	98.805
3.75	3.625	0.445	0.791	99.596
4.00	3.875	0.158	0.281	99.877
5.00	4.50	0.069	0.123	100.000

Statistical Results			
Mean:	1.8642	phi	(0.2747 mm)
Standard Dev:	0.8139	phi-units	(0.5688 mm)
Skewness:	-1.0836	dimensionless	
Kurtosis:	8.3315	dimensionless	
5th Moment:	-31.2630	dimensionless	
6th Moment:	166.8696	dimensionless	
RARD *	0.4366	dimensionless	
Median	1.7191	phi	(0.3037 mm)

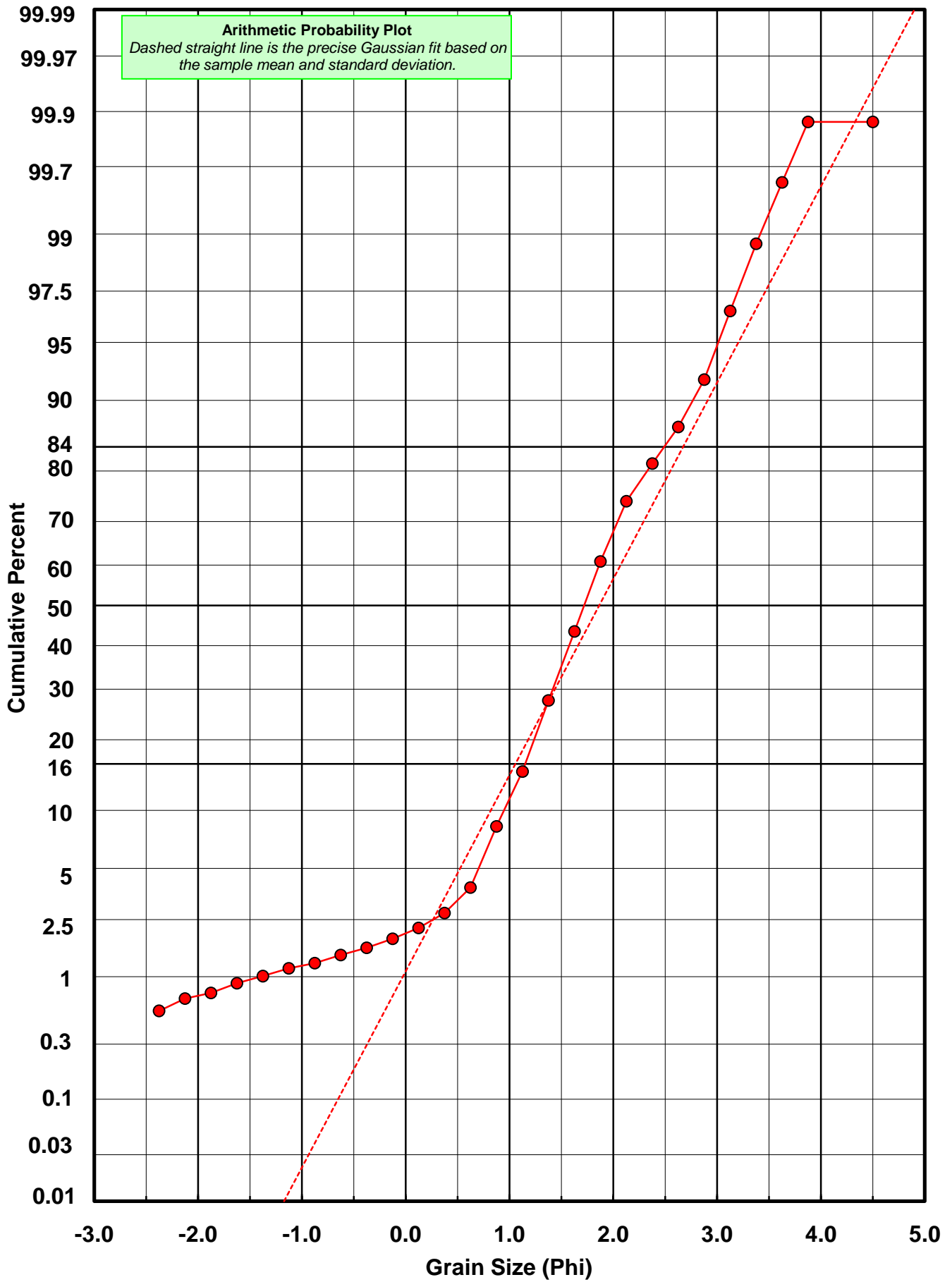
\* RARD = reciprocal absolute relative dispersion (see below)

Statistical Explanation	
Calculations based on the Method of Moments	
Skewness: 3rd Stand. Moment; Exact Gaussian = 0.0	
Kurtosis: 4th Stand. Moment; Exact Gaussian = 3.0	
For Further Explanation, See Basille et al. 2002	
Millimeter data calculated by $mm = 2^{(-phi)}$	

Reciprocal Absolute Relative Dispersion (RARD) Scale	
< 0.5	Excellent homogeneity (e.g., beaches)
0.5 to 1.0	Good homogeneity
1.0 to 1.33	Fair homogeneity
> 1.33	Poor homogeneity (e.g., glacial)



# BV-66-BB



# Carbonate Grain Size Distribution

Onshore Grab Sample

Sample: BV-66-BB

Total Carbonate Mass: 2.868 grams

% Carbonate: 4.4 %

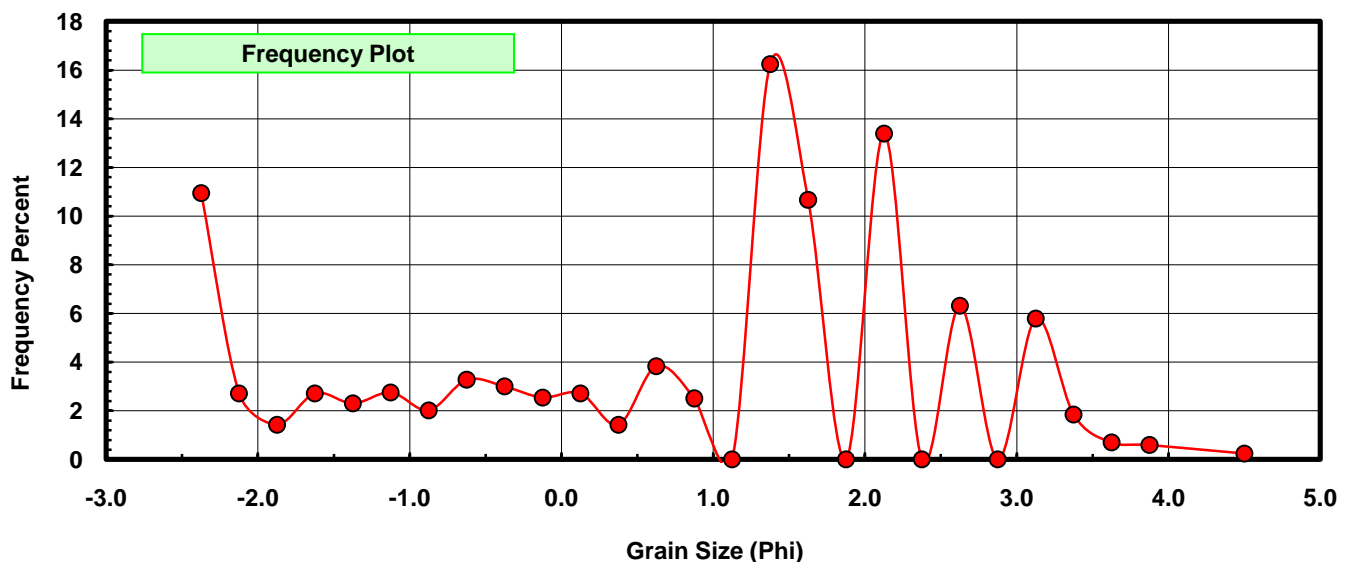
Sieve Size (phi)	Sieve Midpt (phi)	Weight (grams)	Freq Weight %	Cumulative Weight %
-2.25	-2.375	0.314	10.948	10.948
-2.00	-2.125	0.078	2.720	13.668
-1.75	-1.875	0.041	1.430	15.098
-1.50	-1.625	0.078	2.720	17.817
-1.25	-1.375	0.066	2.301	20.119
-1.00	-1.125	0.079	2.755	22.873
-0.75	-0.875	0.058	2.022	24.895
-0.50	-0.625	0.094	3.278	28.173
-0.25	-0.375	0.086	2.999	31.172
0.00	-0.125	0.073	2.545	33.717
0.25	0.125	0.078	2.720	36.437
0.50	0.375	0.041	1.430	37.866
0.75	0.625	0.110	3.835	41.702
1.00	0.875	0.072	2.510	44.212
1.25	1.125	0.000	0.000	44.212
1.50	1.375	0.466	16.248	60.460
1.75	1.625	0.306	10.669	71.130
2.00	1.875	0.000	0.000	71.130
2.25	2.125	0.384	13.389	84.519
2.50	2.375	0.000	0.000	84.519
2.75	2.625	0.181	6.311	90.830
3.00	2.875	0.000	0.000	90.830
3.25	3.125	0.166	5.788	96.618
3.50	3.375	0.053	1.848	98.466
3.75	3.625	0.020	0.697	99.163
4.00	3.875	0.017	0.593	99.756
5.00	4.500	0.007	0.244	100.000

Statistical Results			
Mean:	0.7001	phi	(0.6155 mm)
Standard Dev:	1.7761	phi-units	(0.292 mm)
Skewness:	-0.4140	dimensionless	
Kurtosis:	2.0158	dimensionless	
5th Moment:	-1.4159	dimensionless	
6th Moment:	5.0657	dimensionless	
RARD *	2.5369	dimensionless	
Median	1.2141	phi	(0.4311 mm)

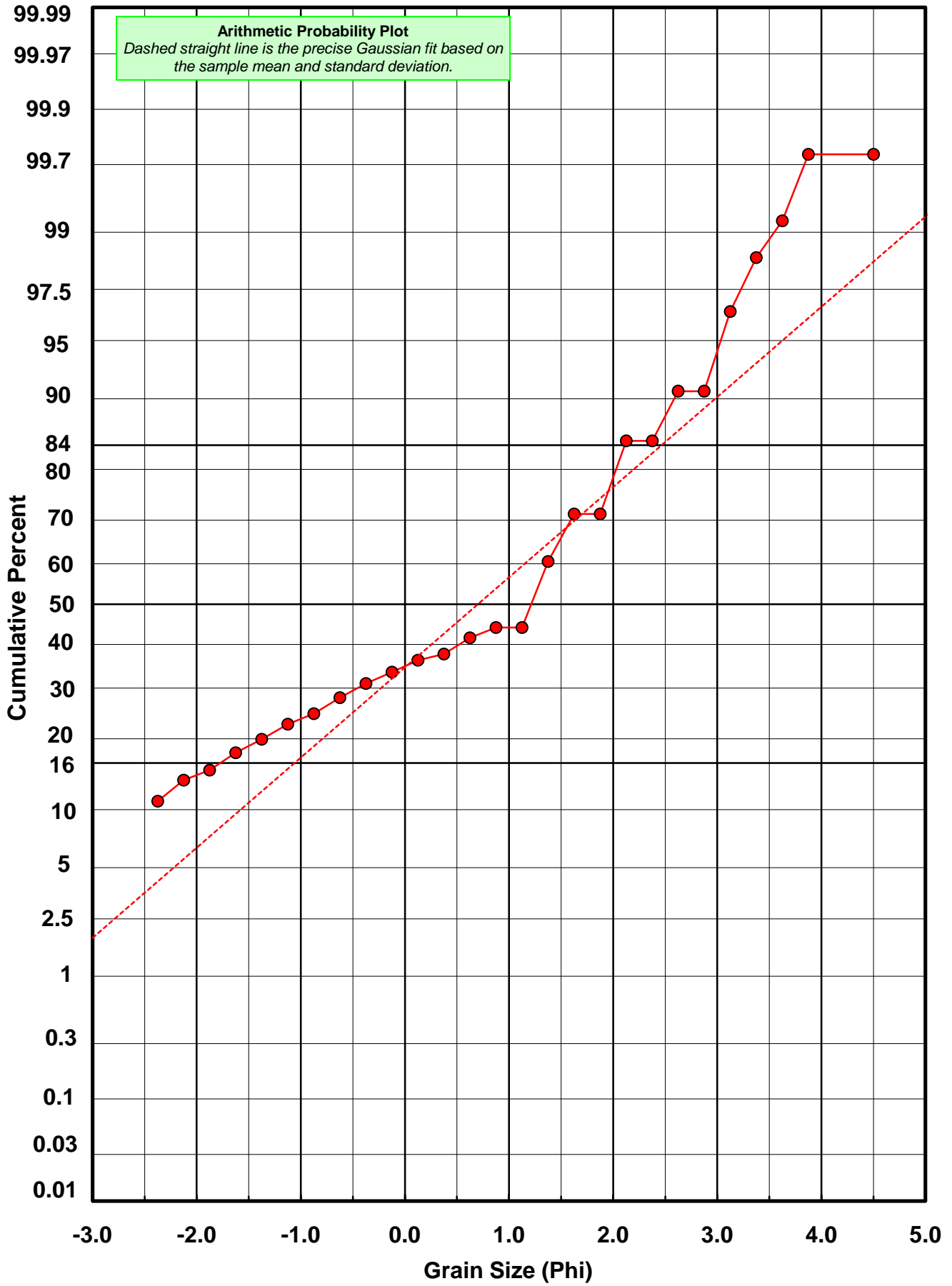
\* RARD = reciprocal absolute relative dispersion (see below)

Statistical Explanation	
Calculations based on the Method of Moments	
Skewness: 3rd Stand. Moment; Exact Gaussian = 0.0	
Kurtosis: 4th Stand. Moment; Exact Gaussian = 3.0	
For Further Explanation, See Basille et al. 2002	
Millimeter data calculated by $mm = 2^{(-\phi)}$	

Reciprocal Absolute Relative Dispersion (RARD) Scale	
< 0.5	Excellent homogeneity (e.g., beaches)
0.5 to 1.0	Good homogeneity
1.0 to 1.33	Fair homogeneity
> 1.33	Poor homogeneity (e.g., glacial)



# BV-66-BB



# Post-Digestion Grain Size Distribution

Onshore Grab Sample

Sample: BV-66-BB

Total Digested Mass: 53.751 grams

% Silica: 95.6 %

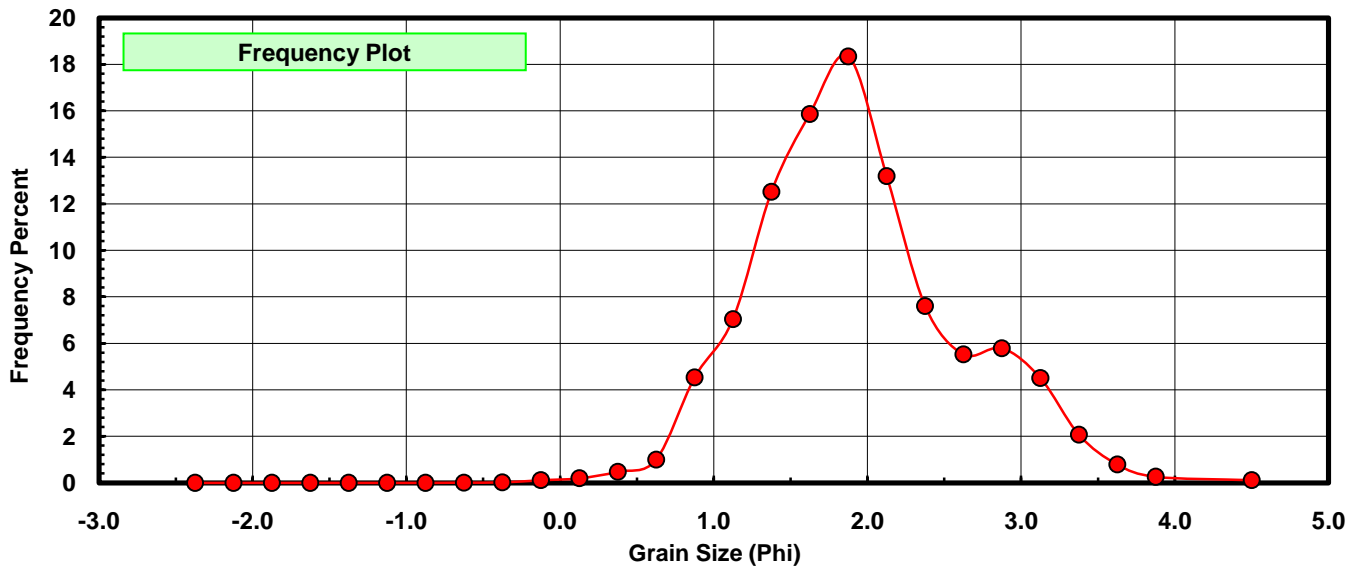
Sieve Size (phi)	Sieve Midpt (phi)	Weight (grams)	Freq Weight %	Cumulative Weight %
-2.25	-2.375	0.000	0.000	0.000
-2.00	-2.125	0.000	0.000	0.000
-1.75	-1.875	0.000	0.000	0.000
-1.50	-1.625	0.000	0.000	0.000
-1.25	-1.375	0.000	0.000	0.000
-1.00	-1.125	0.000	0.000	0.000
-0.75	-0.875	0.000	0.000	0.000
-0.50	-0.625	0.006	0.011	0.011
-0.25	-0.375	0.012	0.022	0.033
0.00	-0.125	0.061	0.113	0.147
0.25	0.125	0.106	0.197	0.344
0.50	0.375	0.258	0.480	0.824
0.75	0.625	0.539	1.003	1.827
1.00	0.875	2.435	4.530	6.357
1.25	1.125	3.787	7.045	13.403
1.50	1.375	6.728	12.517	25.920
1.75	1.625	8.529	15.868	41.787
2.00	1.875	9.861	18.346	60.133
2.25	2.125	7.092	13.194	73.327
2.50	2.375	4.088	7.605	80.932
2.75	2.625	2.968	5.522	86.454
3.00	2.875	3.114	5.793	92.248
3.25	3.125	2.424	4.510	96.757
3.50	3.375	1.115	2.074	98.832
3.75	3.625	0.425	0.791	99.622
4.00	3.875	0.141	0.262	99.885
5.00	4.500	0.062	0.115	100.000

Statistical Results			
Mean:	1.9283	phi	(0.2627 mm)
Standard Dev:	0.6682	phi-units	(0.6293 mm)
Skewness:	0.3824	dimensionless	
Kurtosis:	3.1014	dimensionless	
5th Moment:	2.5614	dimensionless	
6th Moment:	16.6465	dimensionless	
RARD *	0.3465	dimensionless	
Median	1.7369	phi	(0.3 mm)

\* RARD = reciprocal absolute relative dispersion (see below)

Statistical Explanation	
Calculations based on the Method of Moments	
Skewness: 3rd Stand. Moment; Exact Gaussian = 0.0	
Kurtosis: 4th Stand. Moment; Exact Gaussian = 3.0	
For Further Explanation, See Basille et al. 2002	
Millimeter data calculated by $mm = 2^{(-\phi)}$	

Reciprocal Absolute Relative Dispersion (RARD) Scale	
< 0.5	Excellent homogeneity (e.g., beaches)
0.5 to 1.0	Good homogeneity
1.0 to 1.33	Fair homogeneity
> 1.33	Poor homogeneity (e.g., glacial)



# BV-66-BB

