

**Onshore Grab Sample**

**Sample:** BV-64-BB  
**Sample Taken By:** D. Phelps  
**Sample Collected On:** 9/24/08  
**Splits?** N/A

**County:** Brevard  
**Latitude:** 28° 02' 19.0"  
**Longitude:** 80° 32' 35.7"  
**Datum:** WGS 84  
**Surf. Elev:** N/A  
**Datum:** N/A

**Fine Data Summary**

Total Sample Weight 48.606 grams  
Total Fines in Sample 0.678 grams  
Total Percent Fines 1.38 %

**Dry Sieving Summary**

Total Sample Weight 47.893 grams  
Total Digested Weight 47.211 grams  
Total Carbonate Weight 0.682 grams  
Total Silica % 98.58 %  
Total Carbonate % 1.42 %  
Carbonate/Silica Ratio 0.014

**General Comments:**

None

**Description**

Worked By: M. Ladle

# Pre-Digestion Grain Size Distribution

Onshore Grab Sample

Sample: BV-64-BB

Total Sample Mass: 47.893 grams

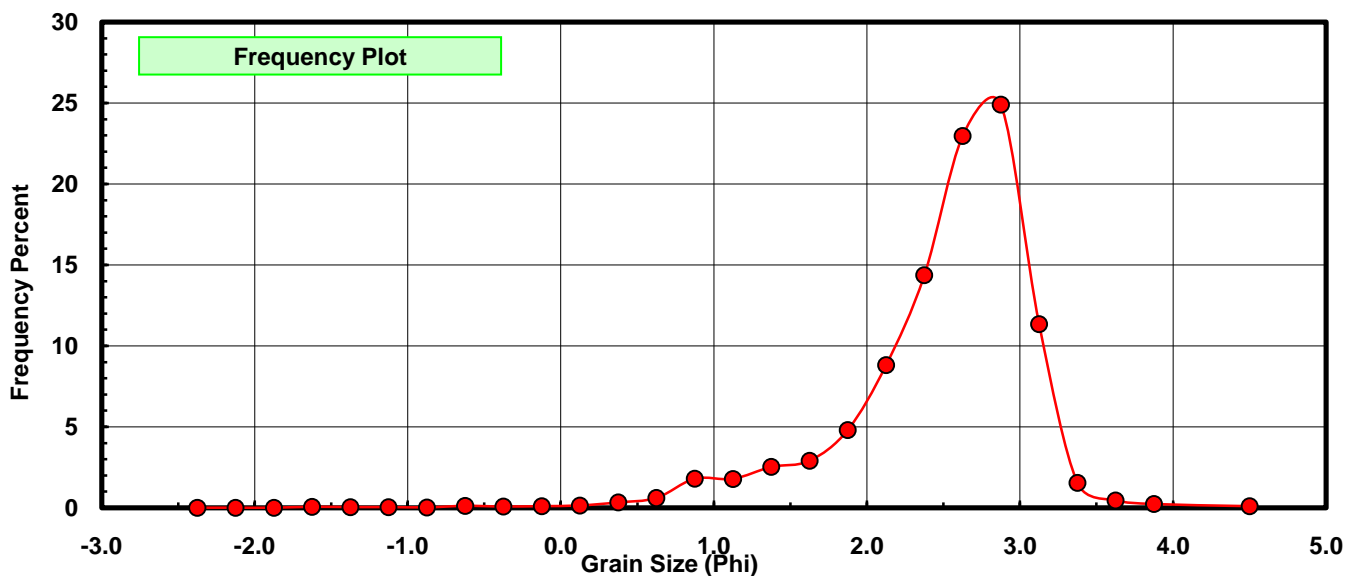
Sieve Size (phi)	Sieve Midpt (phi)	Weight (grams)	Freq Weight %	Cumulative Weight %
-2.25	-2.375	0.000	0.000	0.000
-2.00	-2.125	0.000	0.000	0.000
-1.75	-1.875	0.000	0.000	0.000
-1.50	-1.625	0.027	0.056	0.056
-1.25	-1.375	0.018	0.038	0.094
-1.00	-1.125	0.018	0.038	0.132
-0.75	-0.875	0.010	0.021	0.152
-0.50	-0.625	0.054	0.113	0.265
-0.25	-0.375	0.035	0.073	0.338
0.00	-0.125	0.046	0.096	0.434
0.25	0.125	0.066	0.138	0.572
0.50	0.375	0.157	0.328	0.900
0.75	0.625	0.288	0.601	1.501
1.00	0.875	0.859	1.794	3.295
1.25	1.125	0.854	1.783	5.078
1.50	1.375	1.207	2.520	7.598
1.75	1.625	1.387	2.896	10.494
2.00	1.875	2.300	4.802	15.297
2.25	2.125	4.218	8.807	24.104
2.50	2.375	6.877	14.359	38.463
2.75	2.625	11.000	22.968	61.431
3.00	2.875	11.925	24.899	86.330
3.25	3.125	5.436	11.350	97.680
3.50	3.375	0.737	1.539	99.219
3.75	3.625	0.220	0.459	99.678
4.00	3.875	0.109	0.228	99.906
5.00	4.50	0.045	0.094	100.000

Statistical Results			
Mean:	2.4928	phi	(0.1777 mm)
Standard Dev:	0.6122	phi-units	(0.6542 mm)
Skewness:	-1.6103	dimensionless	
Kurtosis:	7.5203	dimensionless	
5th Moment:	-30.4178	dimensionless	
6th Moment:	161.0363	dimensionless	
RARD *	0.2456	dimensionless	
Median	2.5006	phi	(0.1767 mm)

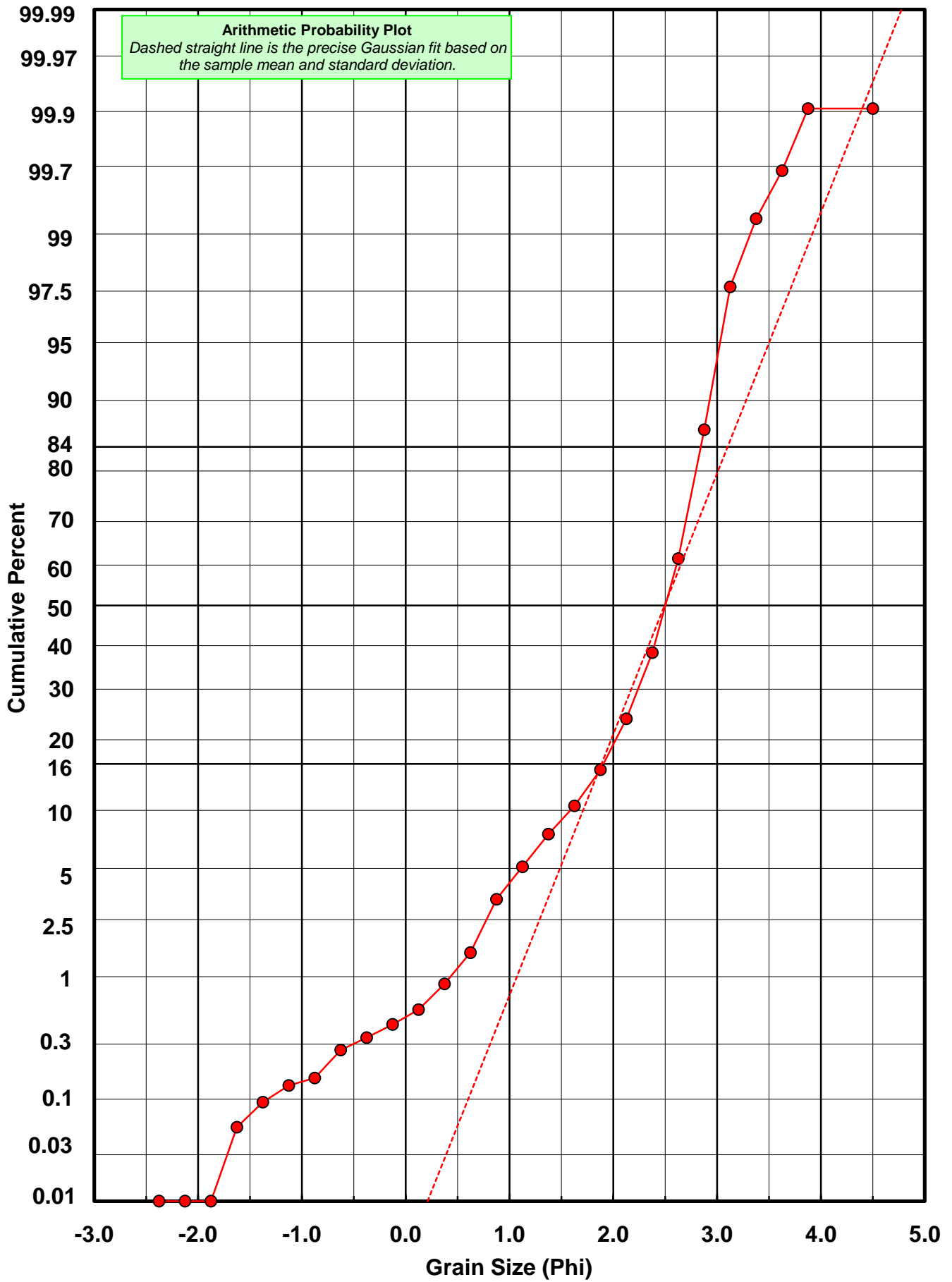
\* RARD = reciprocal absolute relative dispersion (see below)

Statistical Explanation
Calculations based on the Method of Moments
Skewness: 3rd Stand. Moment; Exact Gaussian = 0.0
Kurtosis: 4th Stand. Moment; Exact Gaussian = 3.0
For Further Explanation, See Basille et al. 2002
Millimeter data calculated by $mm = 2^{(-\phi)}$

Reciprocal Absolute Relative Dispersion (RARD) Scale	
< 0.5	Excellent homogeneity (e.g., beaches)
0.5 to 1.0	Good homogeneity
1.0 to 1.33	Fair homogeneity
> 1.33	Poor homogeneity (e.g., glacial)



# BV-64-BB



# Carbonate Grain Size Distribution

Onshore Grab Sample

Sample: BV-64-BB

Total Carbonate Mass: 2.107 grams

% Carbonate: 1.4 %

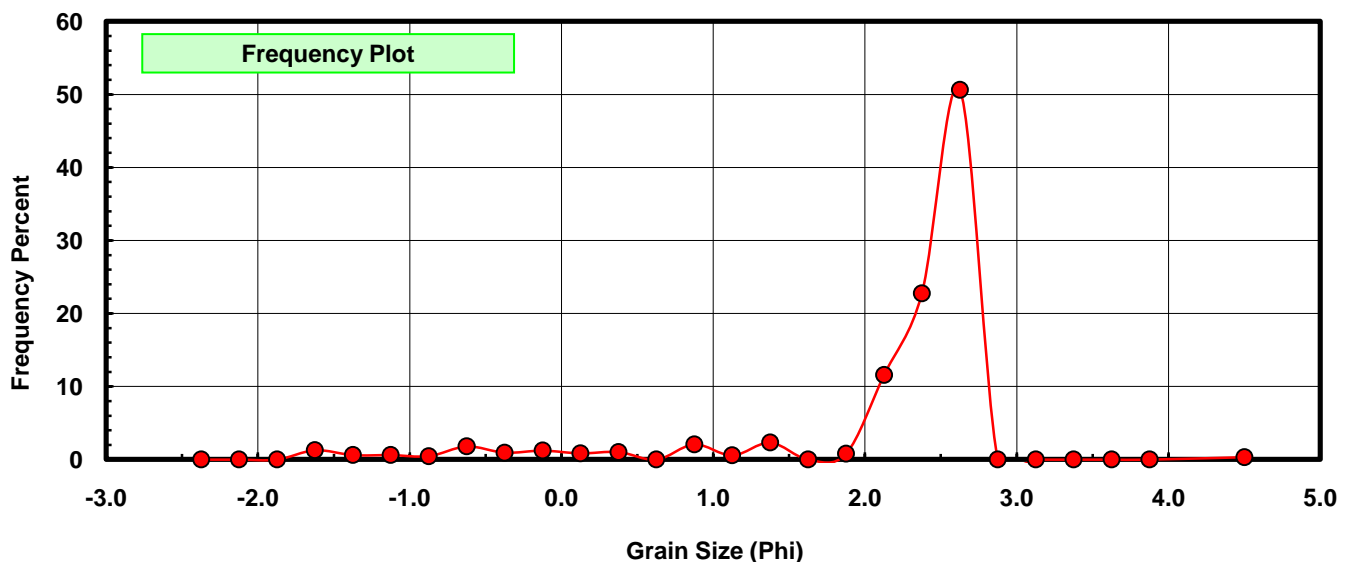
Sieve Size (phi)	Sieve Midpt (phi)	Weight (grams)	Freq Weight %	Cumulative Weight %
-2.25	-2.375	0.000	0.000	0.000
-2.00	-2.125	0.000	0.000	0.000
-1.75	-1.875	0.000	0.000	0.000
-1.50	-1.625	0.027	1.281	1.281
-1.25	-1.375	0.013	0.617	1.898
-1.00	-1.125	0.013	0.617	2.515
-0.75	-0.875	0.010	0.475	2.990
-0.50	-0.625	0.038	1.804	4.794
-0.25	-0.375	0.020	0.949	5.743
0.00	-0.125	0.026	1.234	6.977
0.25	0.125	0.018	0.854	7.831
0.50	0.375	0.022	1.044	8.875
0.75	0.625	0.000	0.000	8.875
1.00	0.875	0.044	2.088	10.963
1.25	1.125	0.012	0.570	11.533
1.50	1.375	0.049	2.326	13.859
1.75	1.625	0.000	0.000	13.859
2.00	1.875	0.017	0.807	14.665
2.25	2.125	0.244	11.580	26.246
2.50	2.375	0.480	22.781	49.027
2.75	2.625	1.067	50.641	99.668
3.00	2.875	0.000	0.000	99.668
3.25	3.125	0.000	0.000	99.668
3.50	3.375	0.000	0.000	99.668
3.75	3.625	0.000	0.000	99.668
4.00	3.875	0.000	0.000	99.668
5.00	4.500	0.007	0.332	100.000

Statistical Results			
Mean:	2.1514	phi	(0.2251 mm)
Standard Dev:	0.9480	phi-units	(0.5183 mm)
Skewness:	-2.4466	dimensionless	
Kurtosis:	8.5470	dimensionless	
5th Moment:	-28.4103	dimensionless	
6th Moment:	102.3890	dimensionless	
RARD *	0.4407	dimensionless	
Median	2.3798	phi	(0.1921 mm)

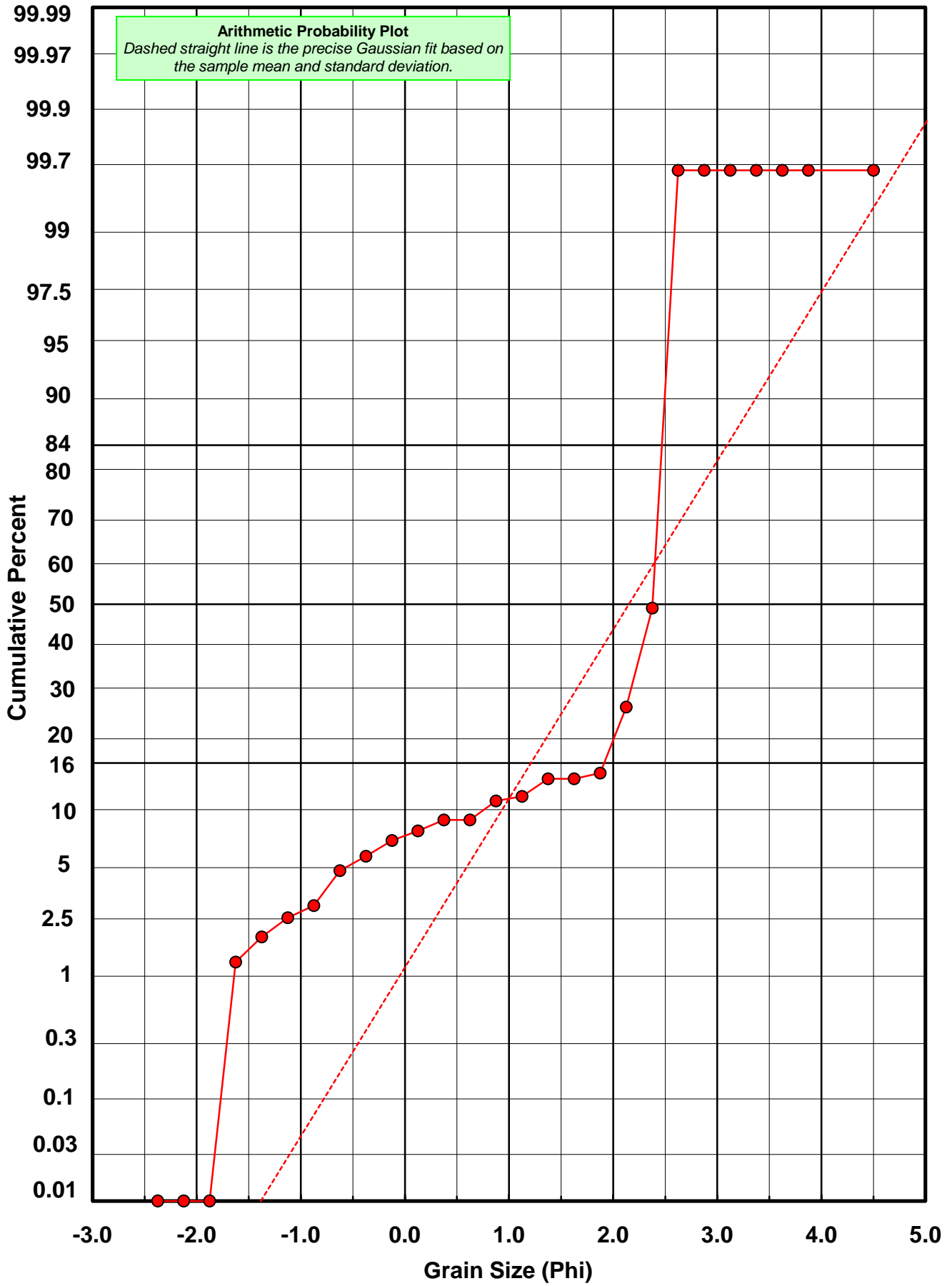
\* RARD = reciprocal absolute relative dispersion (see below)

Statistical Explanation	
Calculations based on the Method of Moments	
Skewness: 3rd Stand. Moment; Exact Gaussian = 0.0	
Kurtosis: 4th Stand. Moment; Exact Gaussian = 3.0	
For Further Explanation, See Basille et al. 2002	
Millimeter data calculated by $mm = 2^{(-phi)}$	

Reciprocal Absolute Relative Dispersion (RARD) Scale	
< 0.5	Excellent homogeneity (e.g., beaches)
0.5 to 1.0	Good homogeneity
1.0 to 1.33	Fair homogeneity
> 1.33	Poor homogeneity (e.g., glacial)



# BV-64-BB



# Post-Digestion Grain Size Distribution

Onshore Grab Sample

Sample: BV-64-BB

Total Digested Mass: 47.211 grams

% Silica: 98.6 %

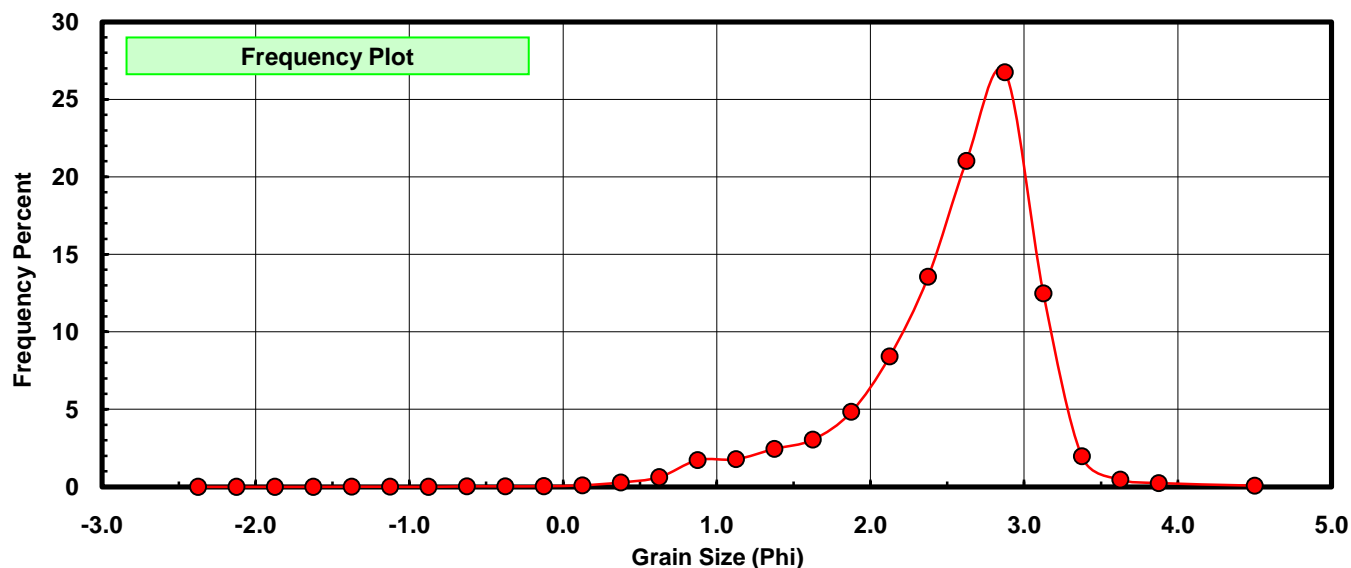
Sieve Size (phi)	Sieve Midpt (phi)	Weight (grams)	Freq Weight %	Cumulative Weight %
-2.25	-2.375	0.000	0.000	0.000
-2.00	-2.125	0.000	0.000	0.000
-1.75	-1.875	0.000	0.000	0.000
-1.50	-1.625	0.000	0.000	0.000
-1.25	-1.375	0.005	0.011	0.011
-1.00	-1.125	0.005	0.011	0.021
-0.75	-0.875	0.000	0.000	0.021
-0.50	-0.625	0.016	0.034	0.055
-0.25	-0.375	0.015	0.032	0.087
0.00	-0.125	0.020	0.042	0.129
0.25	0.125	0.048	0.102	0.231
0.50	0.375	0.135	0.286	0.517
0.75	0.625	0.293	0.621	1.137
1.00	0.875	0.815	1.726	2.864
1.25	1.125	0.842	1.783	4.647
1.50	1.375	1.158	2.453	7.100
1.75	1.625	1.437	3.044	10.144
2.00	1.875	2.283	4.836	14.980
2.25	2.125	3.974	8.418	23.397
2.50	2.375	6.397	13.550	36.947
2.75	2.625	9.933	21.040	57.986
3.00	2.875	12.631	26.754	84.741
3.25	3.125	5.897	12.491	97.232
3.50	3.375	0.930	1.970	99.201
3.75	3.625	0.223	0.472	99.674
4.00	3.875	0.116	0.246	99.920
5.00	4.500	0.038	0.080	100.000

Statistical Results			
Mean:	2.5227	phi	(0.174 mm)
Standard Dev:	0.5867	phi-units	(0.6659 mm)
Skewness:	-1.2961	dimensionless	
Kurtosis:	5.3585	dimensionless	
5th Moment:	-15.6801	dimensionless	
6th Moment:	67.3453	dimensionless	
RARD *	0.2326	dimensionless	
Median	2.5301	phi	(0.1731 mm)

\* RARD = reciprocal absolute relative dispersion (see below)

Statistical Explanation	
Calculations based on the Method of Moments	
Skewness: 3rd Stand. Moment; Exact Gaussian = 0.0	
Kurtosis: 4th Stand. Moment; Exact Gaussian = 3.0	
For Further Explanation, See Basille et al. 2002	
Millimeter data calculated by $mm = 2^{(-\phi)}$	

Reciprocal Absolute Relative Dispersion (RARD) Scale	
< 0.5	Excellent homogeneity (e.g., beaches)
0.5 to 1.0	Good homogeneity
1.0 to 1.33	Fair homogeneity
> 1.33	Poor homogeneity (e.g., glacial)



# BV-64-BB

