

Onshore Grab Sample

Sample: BV-63-BB
Sample Taken By: D. Phelps
Sample Collected On: 9/24/08
Splits? N/A

County: Brevard
Latitude: 28° 03' 1.3"
Longitude: 80° 33' 54.9"
Datum: WGS 84
Surf. Elev: N/A
Datum: N/A

Fine Data Summary

Total Sample Weight 52.764 grams
Total Fines in Sample 0.107 grams
Total Percent Fines 0.20 %

Dry Sieving Summary

Total Sample Weight 52.622 grams
Total Digested Weight 41.954 grams
Total Carbonate Weight 10.668 grams
Total Silica % 79.73 %
Total Carbonate % 20.27 %
Carbonate/Silica Ratio 0.254

General Comments:

None

Description

Worked By: M. Ladle

Pre-Digestion Grain Size Distribution

Onshore Grab Sample

Sample: BV-63-BB

Total Sample Mass: 52.622 grams

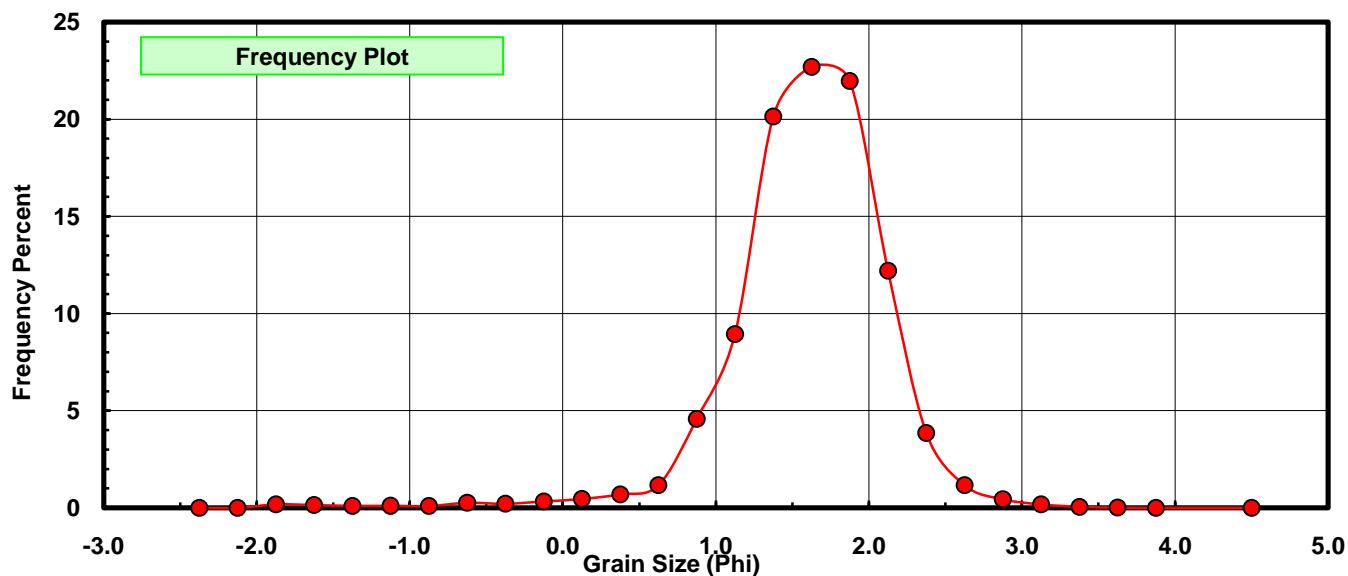
Sieve Size (phi)	Sieve Midpt (phi)	Weight (grams)	Freq Weight %	Cumulative Weight %
-2.25	-2.375	0.000	0.000	0.000
-2.00	-2.125	0.000	0.000	0.000
-1.75	-1.875	0.095	0.181	0.181
-1.50	-1.625	0.077	0.146	0.327
-1.25	-1.375	0.053	0.101	0.428
-1.00	-1.125	0.056	0.106	0.534
-0.75	-0.875	0.050	0.095	0.629
-0.50	-0.625	0.137	0.260	0.889
-0.25	-0.375	0.111	0.211	1.100
0.00	-0.125	0.174	0.331	1.431
0.25	0.125	0.241	0.458	1.889
0.50	0.375	0.366	0.696	2.584
0.75	0.625	0.612	1.163	3.747
1.00	0.875	2.409	4.578	8.325
1.25	1.125	4.707	8.945	17.270
1.50	1.375	10.597	20.138	37.408
1.75	1.625	11.946	22.702	60.110
2.00	1.875	11.564	21.976	82.085
2.25	2.125	6.425	12.210	94.295
2.50	2.375	2.024	3.846	98.141
2.75	2.625	0.614	1.167	99.308
3.00	2.875	0.233	0.443	99.751
3.25	3.125	0.093	0.177	99.928
3.50	3.375	0.029	0.055	99.983
3.75	3.625	0.007	0.013	99.996
4.00	3.875	0.001	0.002	99.998
5.00	4.50	0.001	0.002	100.000

Statistical Results			
Mean:	1.5992	phi	(0.3301 mm)
Standard Dev:	0.5305	phi-units	(0.6923 mm)
Skewness:	-1.6591	dimensionless	
Kurtosis:	10.9720	dimensionless	
5th Moment:	-52.2664	dimensionless	
6th Moment:	314.8996	dimensionless	
RARD *	0.3318	dimensionless	
Median	1.5137	phi	(0.3502 mm)

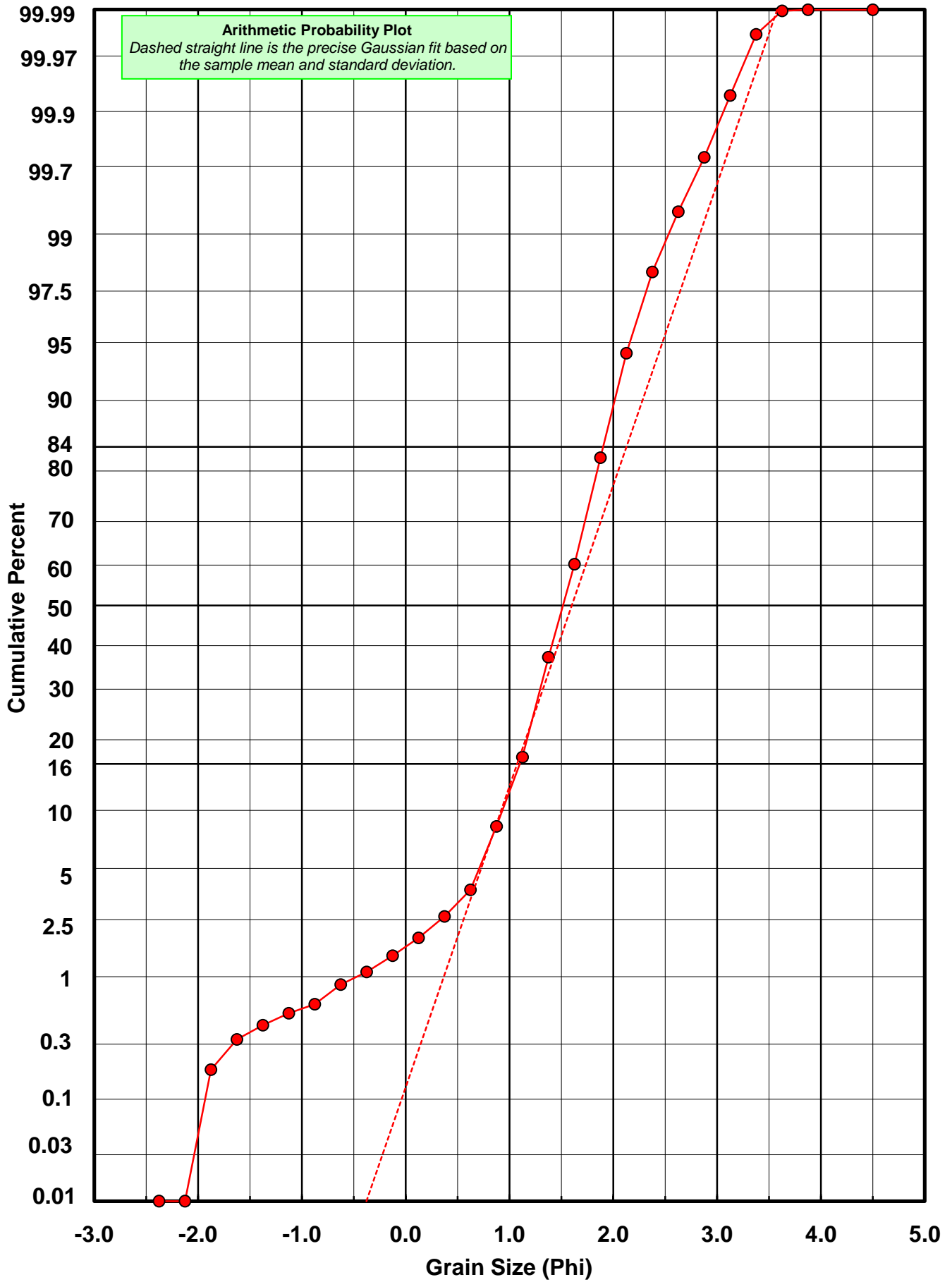
* RARD = reciprocal absolute relative dispersion (see below)

Statistical Explanation	
Calculations based on the Method of Moments	
Skewness: 3rd Stand. Moment; Exact Gaussian = 0.0	
Kurtosis: 4th Stand. Moment; Exact Gaussian = 3.0	
For Further Explanation, See Basille et al. 2002	
Millimeter data calculated by $mm = 2^{(-\phi)}$	

Reciprocal Absolute Relative Dispersion (RARD) Scale	
< 0.5	Excellent homogeneity (e.g., beaches)
0.5 to 1.0	Good homogeneity
1.0 to 1.33	Fair homogeneity
> 1.33	Poor homogeneity (e.g., glacial)



BV-63-BB



Carbonate Grain Size Distribution

Onshore Grab Sample

Sample: BV-63-BB

Total Carbonate Mass: 10.670 grams

% Carbonate: 20.3 %

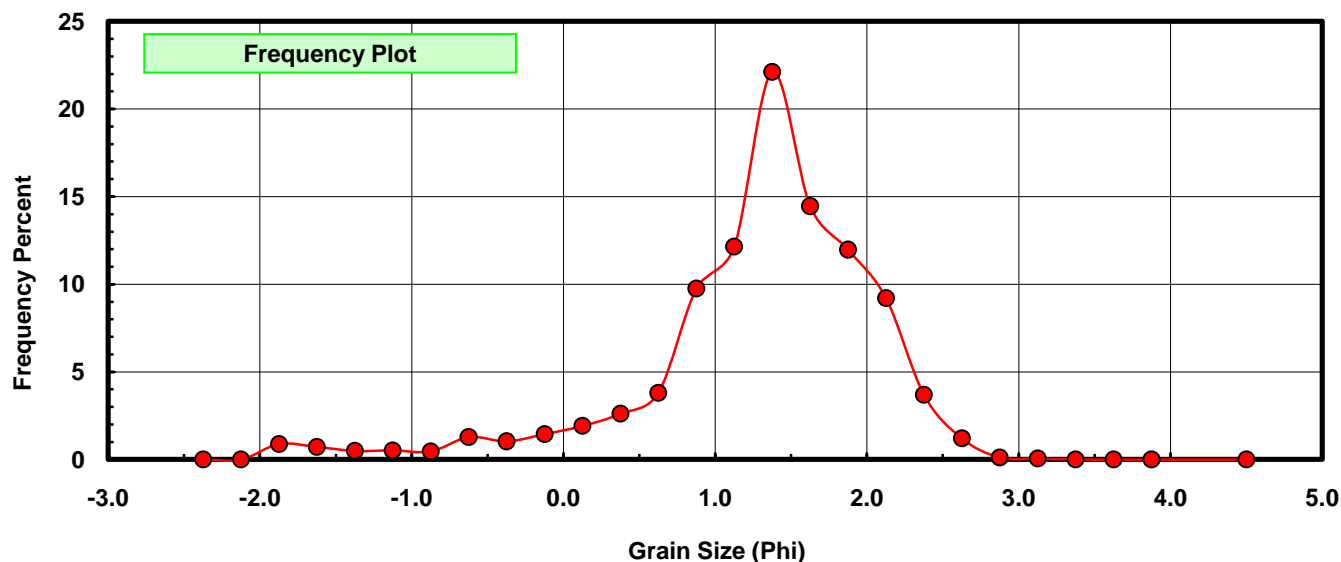
Sieve Size (phi)	Sieve Midpt (phi)	Weight (grams)	Freq Weight %	Cumulative Weight %
-2.25	-2.375	0.000	0.000	0.000
-2.00	-2.125	0.000	0.000	0.000
-1.75	-1.875	0.095	0.890	0.890
-1.50	-1.625	0.077	0.722	1.612
-1.25	-1.375	0.053	0.497	2.109
-1.00	-1.125	0.056	0.525	2.634
-0.75	-0.875	0.050	0.469	3.102
-0.50	-0.625	0.137	1.284	4.386
-0.25	-0.375	0.111	1.040	5.426
0.00	-0.125	0.155	1.453	6.879
0.25	0.125	0.205	1.921	8.800
0.50	0.375	0.279	2.615	11.415
0.75	0.625	0.407	3.814	15.230
1.00	0.875	1.041	9.756	24.986
1.25	1.125	1.296	12.146	37.132
1.50	1.375	2.360	22.118	59.250
1.75	1.625	1.543	14.461	73.711
2.00	1.875	1.278	11.978	85.689
2.25	2.125	0.983	9.213	94.902
2.50	2.375	0.395	3.702	98.604
2.75	2.625	0.129	1.209	99.813
3.00	2.875	0.013	0.122	99.934
3.25	3.125	0.006	0.056	99.991
3.50	3.375	0.001	0.009	100.000
3.75	3.625	0.000	0.000	100.000
4.00	3.875	0.000	0.000	100.000
5.00	4.500	0.000	0.000	100.000

Statistical Results			
Mean:	1.2838	phi	(0.4107 mm)
Standard Dev:	0.8283	phi-units	(0.5632 mm)
Skewness:	-1.4463	dimensionless	
Kurtosis:	5.7870	dimensionless	
5th Moment:	-17.0363	dimensionless	
6th Moment:	60.4849	dimensionless	
RARD *	0.6452	dimensionless	
Median	1.2704	phi	(0.4145 mm)

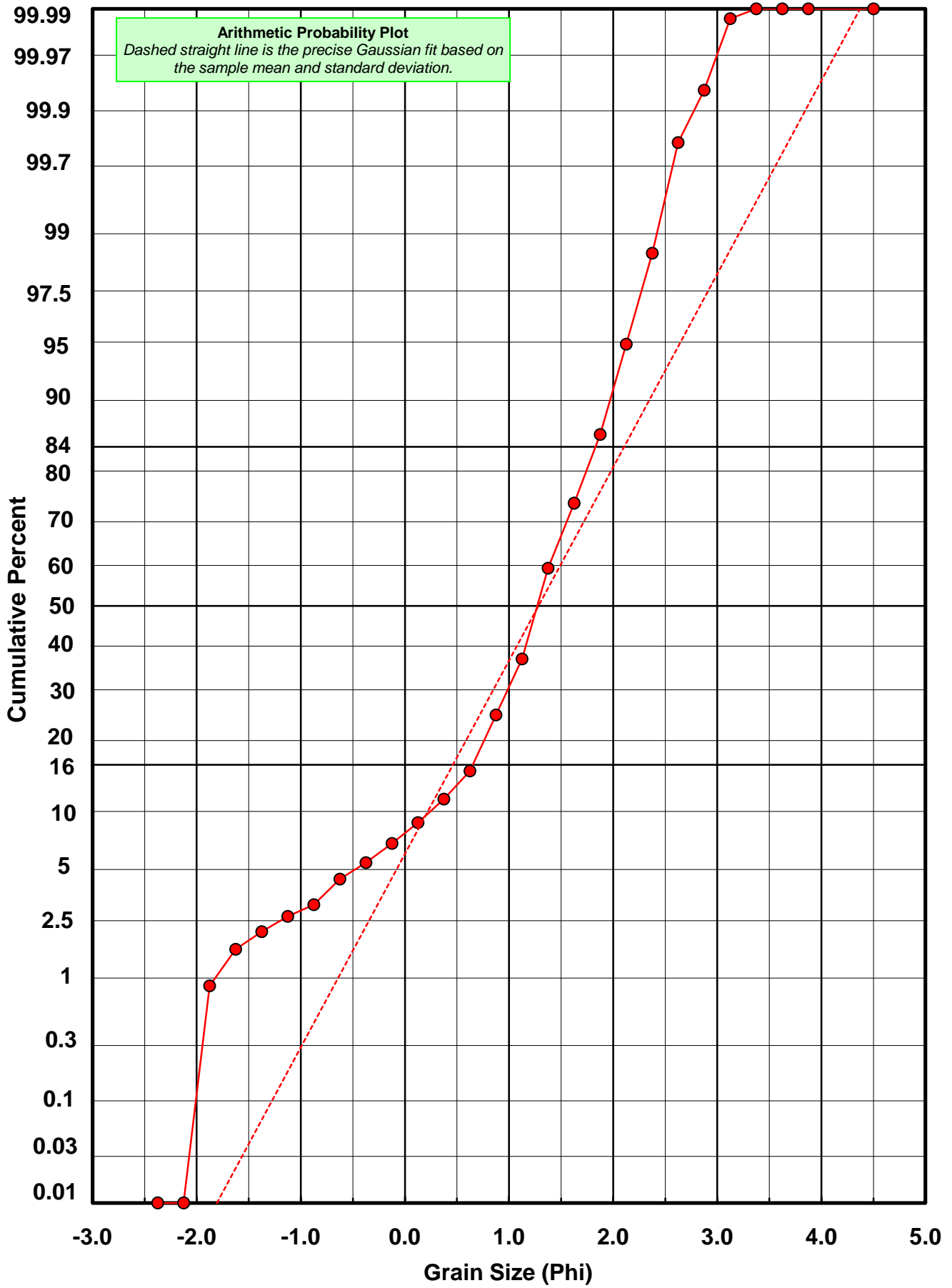
* RARD = reciprocal absolute relative dispersion (see below)

Statistical Explanation	
Calculations based on the Method of Moments	
Skewness: 3rd Stand. Moment; Exact Gaussian = 0.0	
Kurtosis: 4th Stand. Moment; Exact Gaussian = 3.0	
For Further Explanation, See Basille et al. 2002	
Millimeter data calculated by $mm = 2^{(-\phi)}$	

Reciprocal Absolute Relative Dispersion (RARD) Scale	
< 0.5	Excellent homogeneity (e.g., beaches)
0.5 to 1.0	Good homogeneity
1.0 to 1.33	Fair homogeneity
> 1.33	Poor homogeneity (e.g., glacial)



BV-63-BB



Post-Digestion Grain Size Distribution

Onshore Grab Sample

Sample: BV-63-BB

Total Digested Mass: 41.954 grams

% Silica: 79.7 %

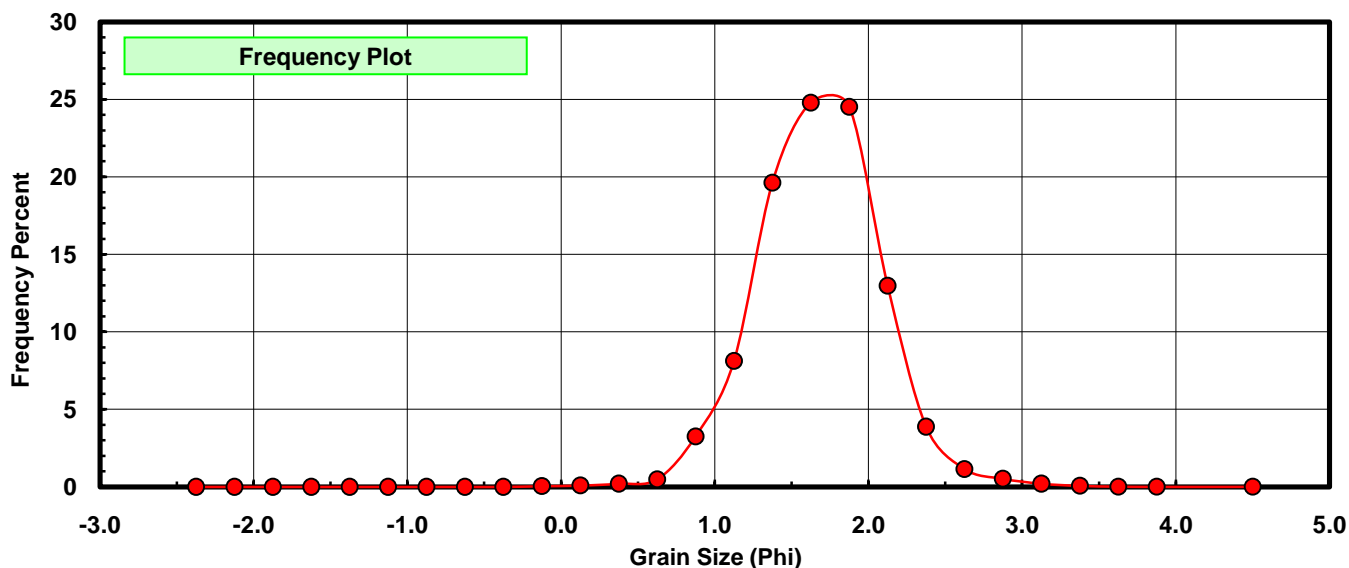
Sieve Size (phi)	Sieve Midpt (phi)	Weight (grams)	Freq Weight %	Cumulative Weight %
-2.25	-2.375	0.000	0.000	0.000
-2.00	-2.125	0.000	0.000	0.000
-1.75	-1.875	0.000	0.000	0.000
-1.50	-1.625	0.000	0.000	0.000
-1.25	-1.375	0.000	0.000	0.000
-1.00	-1.125	0.000	0.000	0.000
-0.75	-0.875	0.000	0.000	0.000
-0.50	-0.625	0.000	0.000	0.000
-0.25	-0.375	0.000	0.000	0.000
0.00	-0.125	0.019	0.045	0.045
0.25	0.125	0.036	0.086	0.131
0.50	0.375	0.087	0.207	0.338
0.75	0.625	0.205	0.489	0.827
1.00	0.875	1.368	3.261	4.088
1.25	1.125	3.411	8.130	12.218
1.50	1.375	8.237	19.633	31.852
1.75	1.625	10.403	24.796	56.648
2.00	1.875	10.286	24.517	81.165
2.25	2.125	5.442	12.971	94.136
2.50	2.375	1.629	3.883	98.019
2.75	2.625	0.485	1.156	99.175
3.00	2.875	0.220	0.524	99.700
3.25	3.125	0.087	0.207	99.907
3.50	3.375	0.028	0.067	99.974
3.75	3.625	0.008	0.019	99.993
4.00	3.875	0.001	0.002	99.995
5.00	4.500	0.002	0.005	100.000

Statistical Results			
Mean:	1.6795	phi	(0.3122 mm)
Standard Dev:	0.4007	phi-units	(0.7575 mm)
Skewness:	0.0749	dimensionless	
Kurtosis:	3.9838	dimensionless	
5th Moment:	2.1085	dimensionless	
6th Moment:	38.8005	dimensionless	
RARD *	0.2386	dimensionless	
Median	1.5580	phi	(0.3396 mm)

* RARD = reciprocal absolute relative dispersion (see below)

Statistical Explanation	
Calculations based on the Method of Moments	
Skewness: 3rd Stand. Moment; Exact Gaussian = 0.0	
Kurtosis: 4th Stand. Moment; Exact Gaussian = 3.0	
For Further Explanation, See Basille et al. 2002	
Millimeter data calculated by $mm = 2^{(-phi)}$	

Reciprocal Absolute Relative Dispersion (RARD) Scale	
< 0.5	Excellent homogeneity (e.g., beaches)
0.5 to 1.0	Good homogeneity
1.0 to 1.33	Fair homogeneity
> 1.33	Poor homogeneity (e.g., glacial)



BV-63-BB

