

Onshore Grab Sample

Sample: BV-62-BB
Sample Taken By: D. Phelps
Sample Collected On: 9/24/08
Splits? N/A

County: Brevard
Latitude: 28° 03' 45.1"
Longitude: 80° 33' 15.5"
Datum: WGS 84
Surf. Elev: N/A
Datum: N/A

Fine Data Summary

Total Sample Weight 52.729 grams
Total Fines in Sample 0.067 grams
Total Percent Fines 0.13 %

Dry Sieving Summary

Total Sample Weight 52.641 grams
Total Digested Weight 45.095 grams
Total Carbonate Weight 7.546 grams
Total Silica % 85.67 %
Total Carbonate % 14.33 %
Carbonate/Silica Ratio 0.167

General Comments:

None

Description

Worked By: M. Ladle

Pre-Digestion Grain Size Distribution

Onshore Grab Sample

Sample: BV-62-BB

Total Sample Mass: 52.641 grams

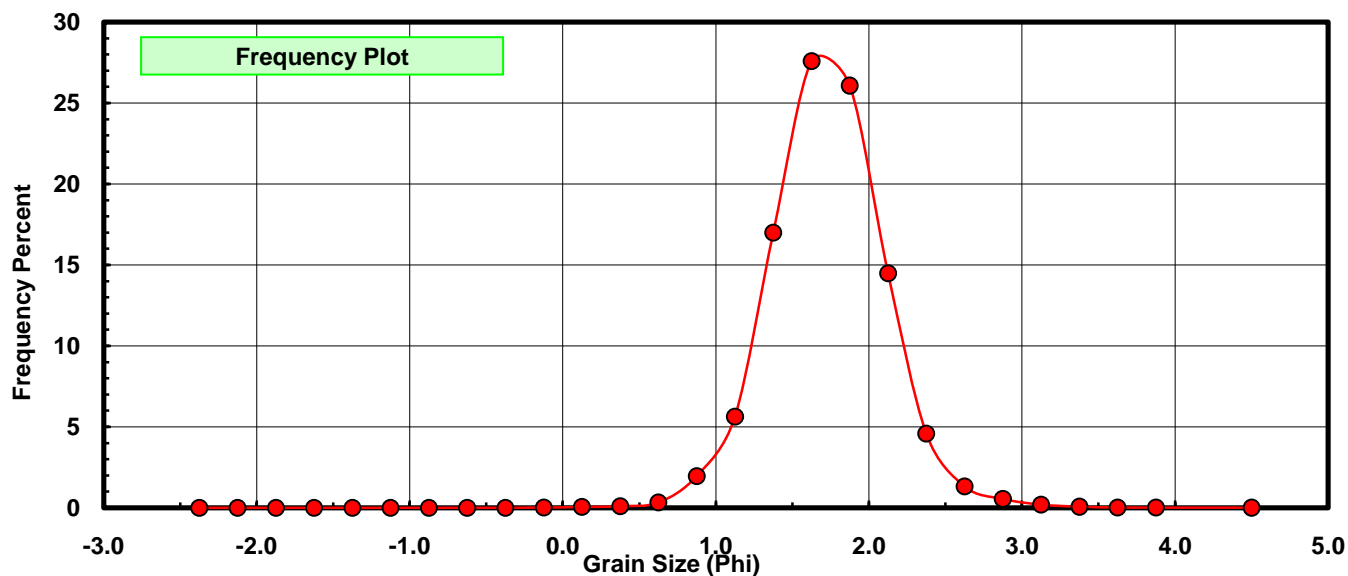
Sieve Size (phi)	Sieve Midpt (phi)	Weight (grams)	Freq Weight %	Cumulative Weight %
-2.25	-2.375	0.000	0.000	0.000
-2.00	-2.125	0.000	0.000	0.000
-1.75	-1.875	0.000	0.000	0.000
-1.50	-1.625	0.000	0.000	0.000
-1.25	-1.375	0.000	0.000	0.000
-1.00	-1.125	0.000	0.000	0.000
-0.75	-0.875	0.000	0.000	0.000
-0.50	-0.625	0.000	0.000	0.000
-0.25	-0.375	0.002	0.004	0.004
0.00	-0.125	0.009	0.017	0.021
0.25	0.125	0.026	0.049	0.070
0.50	0.375	0.053	0.101	0.171
0.75	0.625	0.172	0.327	0.498
1.00	0.875	1.034	1.964	2.462
1.25	1.125	2.967	5.636	8.098
1.50	1.375	8.943	16.989	25.087
1.75	1.625	14.520	27.583	52.670
2.00	1.875	13.727	26.077	78.747
2.25	2.125	7.629	14.493	93.239
2.50	2.375	2.411	4.580	97.819
2.75	2.625	0.697	1.324	99.143
3.00	2.875	0.288	0.547	99.690
3.25	3.125	0.104	0.198	99.888
3.50	3.375	0.036	0.068	99.956
3.75	3.625	0.012	0.023	99.979
4.00	3.875	0.006	0.011	99.991
5.00	4.50	0.005	0.009	100.000

Statistical Results			
Mean:	1.7312	phi	(0.3012 mm)
Standard Dev:	0.3778	phi-units	(0.7696 mm)
Skewness:	0.1747	dimensionless	
Kurtosis:	4.4020	dimensionless	
5th Moment:	4.5316	dimensionless	
6th Moment:	55.0908	dimensionless	
RARD *	0.2182	dimensionless	
Median	1.6008	phi	(0.3297 mm)

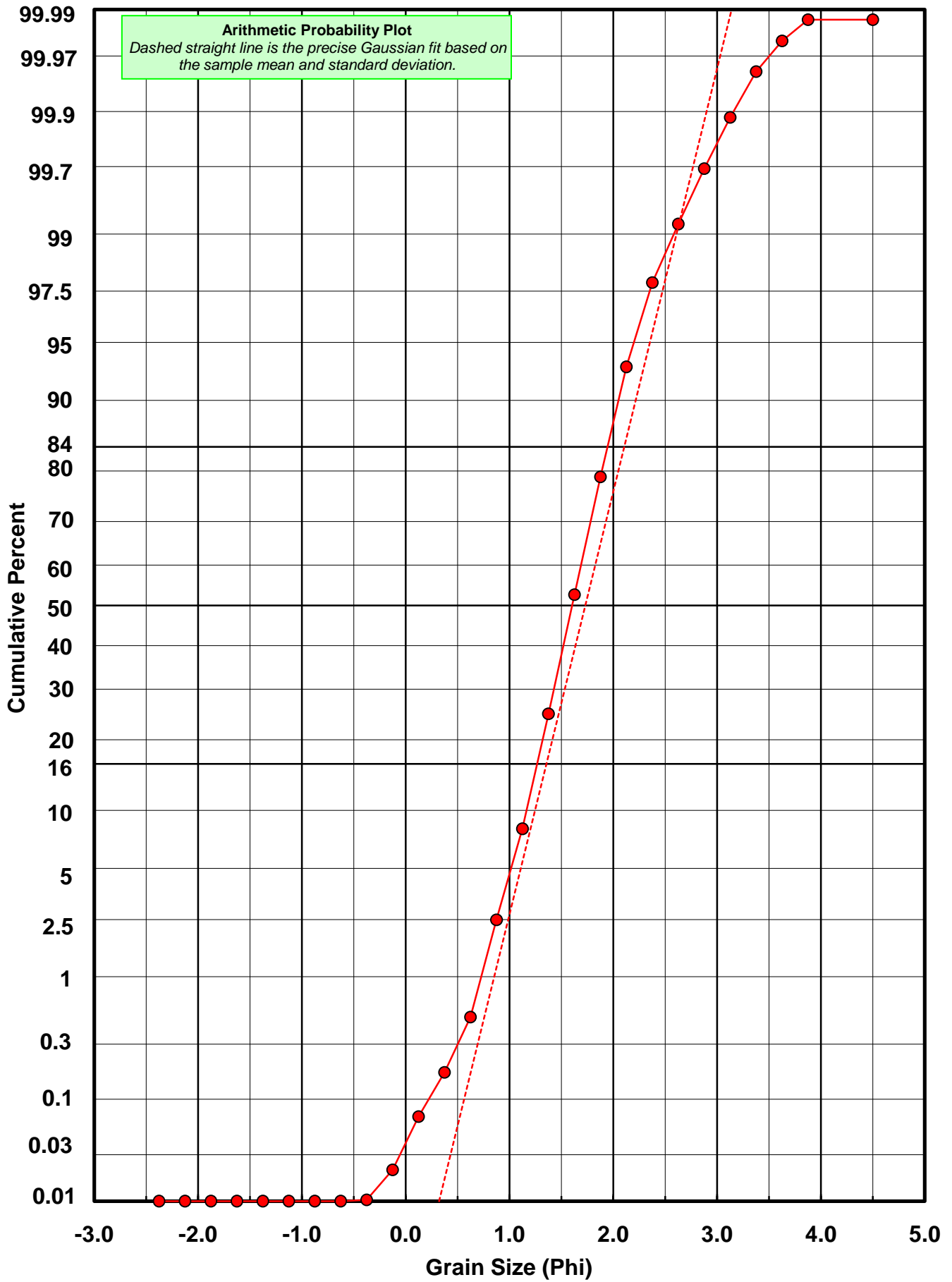
* RARD = reciprocal absolute relative dispersion (see below)

Statistical Explanation	
Calculations based on the Method of Moments	
Skewness: 3rd Stand. Moment; Exact Gaussian = 0.0	
Kurtosis: 4th Stand. Moment; Exact Gaussian = 3.0	
For Further Explanation, See Basille et al. 2002	
Millimeter data calculated by $mm = 2^{(-\phi)}$	

Reciprocal Absolute Relative Dispersion (RARD) Scale	
< 0.5	Excellent homogeneity (e.g., beaches)
0.5 to 1.0	Good homogeneity
1.0 to 1.33	Fair homogeneity
> 1.33	Poor homogeneity (e.g., glacial)



BV-62-BB



Carbonate Grain Size Distribution

Onshore Grab Sample

Sample: BV-62-BB

Total Carbonate Mass: 7.546 grams

% Carbonate: 14.3 %

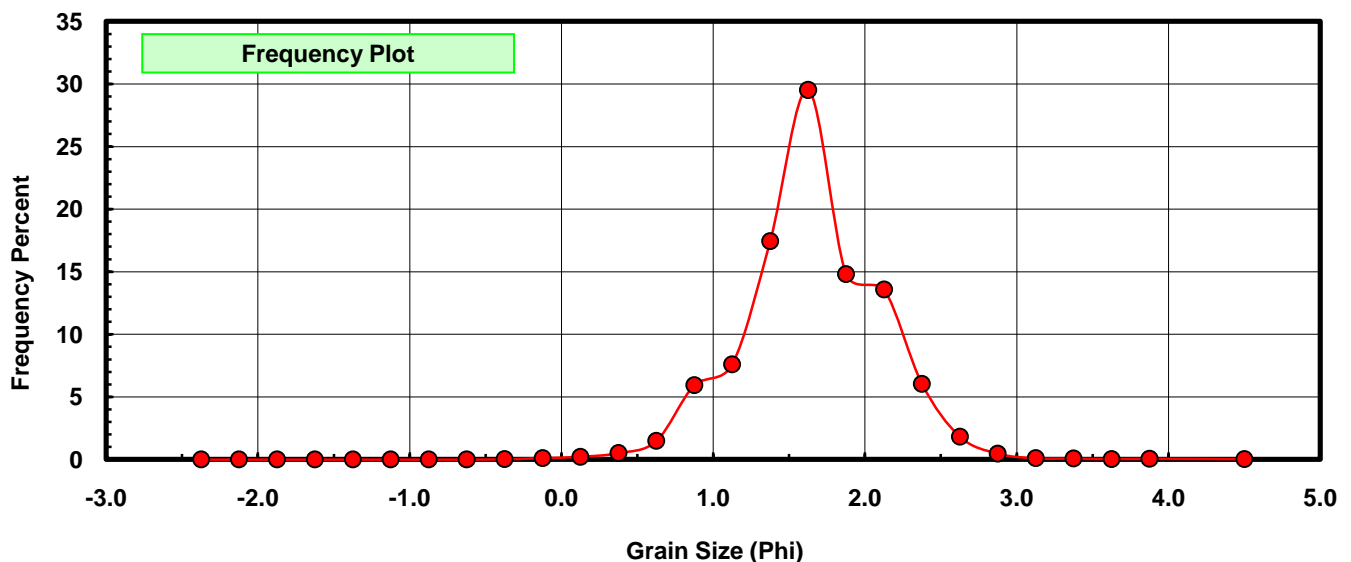
Sieve Size (phi)	Sieve Midpt (phi)	Weight (grams)	Freq Weight %	Cumulative Weight %
-2.25	-2.375	0.000	0.000	0.000
-2.00	-2.125	0.000	0.000	0.000
-1.75	-1.875	0.000	0.000	0.000
-1.50	-1.625	0.000	0.000	0.000
-1.25	-1.375	0.000	0.000	0.000
-1.00	-1.125	0.000	0.000	0.000
-0.75	-0.875	0.000	0.000	0.000
-0.50	-0.625	0.000	0.000	0.000
-0.25	-0.375	0.002	0.027	0.027
0.00	-0.125	0.009	0.119	0.146
0.25	0.125	0.017	0.225	0.371
0.50	0.375	0.039	0.517	0.888
0.75	0.625	0.112	1.484	2.372
1.00	0.875	0.449	5.950	8.322
1.25	1.125	0.574	7.607	15.929
1.50	1.375	1.316	17.440	33.369
1.75	1.625	2.228	29.526	62.894
2.00	1.875	1.118	14.816	77.710
2.25	2.125	1.026	13.597	91.307
2.50	2.375	0.457	6.056	97.363
2.75	2.625	0.138	1.829	99.192
3.00	2.875	0.036	0.477	99.669
3.25	3.125	0.008	0.106	99.775
3.50	3.375	0.006	0.080	99.854
3.75	3.625	0.003	0.040	99.894
4.00	3.875	0.005	0.066	99.960
5.00	4.500	0.003	0.040	100.000

Statistical Results			
Mean:	1.6525	phi	(0.3181 mm)
Standard Dev:	0.4937	phi-units	(0.7102 mm)
Skewness:	0.0440	dimensionless	
Kurtosis:	3.8534	dimensionless	
5th Moment:	3.2172	dimensionless	
6th Moment:	42.0129	dimensionless	
RARD *	0.2987	dimensionless	
Median	1.5158	phi	(0.3497 mm)

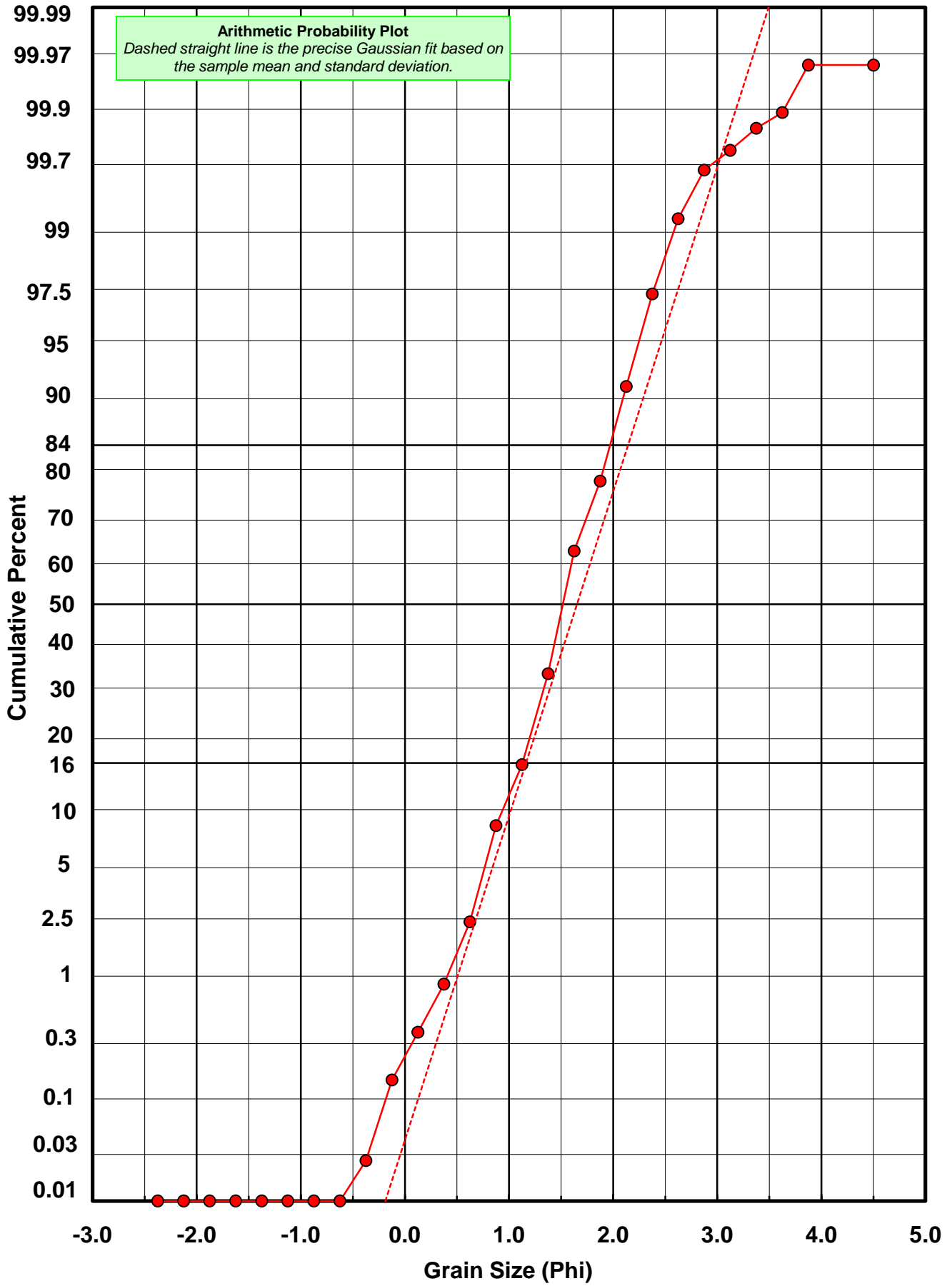
* RARD = reciprocal absolute relative dispersion (see below)

Statistical Explanation	
Calculations based on the Method of Moments	
Skewness: 3rd Stand. Moment; Exact Gaussian = 0.0	
Kurtosis: 4th Stand. Moment; Exact Gaussian = 3.0	
For Further Explanation, See Basille et al. 2002	
Millimeter data calculated by $mm = 2^{(-\phi)}$	

Reciprocal Absolute Relative Dispersion (RARD) Scale	
< 0.5	Excellent homogeneity (e.g., beaches)
0.5 to 1.0	Good homogeneity
1.0 to 1.33	Fair homogeneity
> 1.33	Poor homogeneity (e.g., glacial)



BV-62-BB



Post-Digestion Grain Size Distribution

Onshore Grab Sample

Sample: BV-62-BB

Total Digested Mass: 45.095 grams

% Silica: 85.7 %

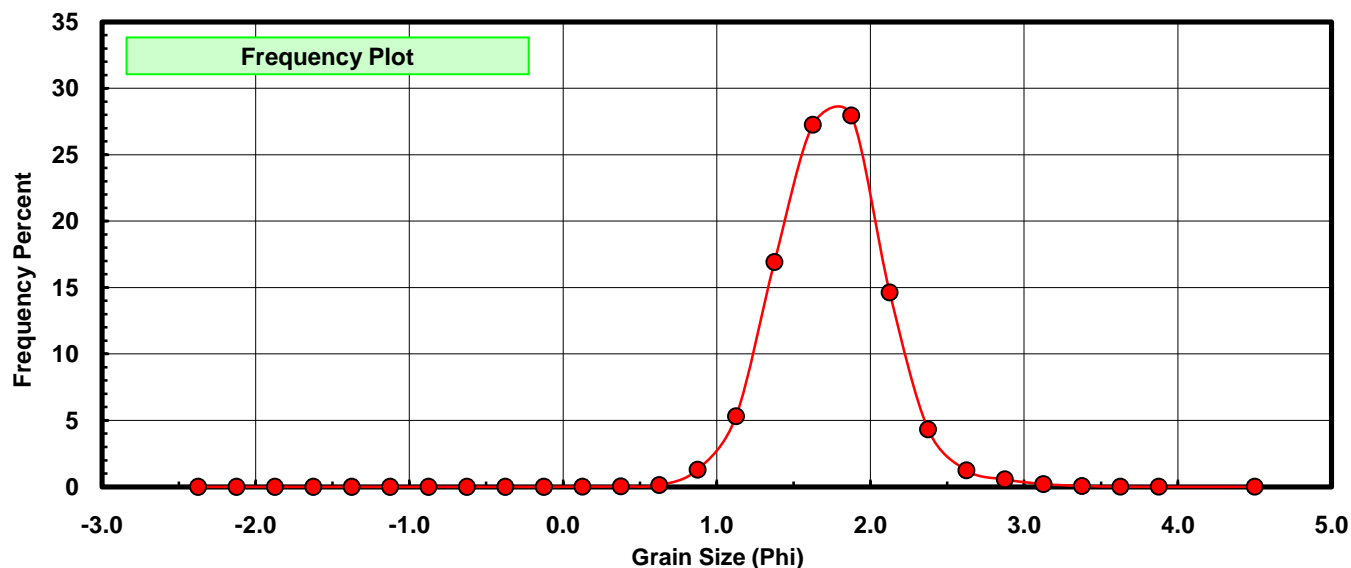
Sieve Size (phi)	Sieve Midpt (phi)	Weight (grams)	Freq Weight %	Cumulative Weight %
-2.25	-2.375	0.000	0.000	0.000
-2.00	-2.125	0.000	0.000	0.000
-1.75	-1.875	0.000	0.000	0.000
-1.50	-1.625	0.000	0.000	0.000
-1.25	-1.375	0.000	0.000	0.000
-1.00	-1.125	0.000	0.000	0.000
-0.75	-0.875	0.000	0.000	0.000
-0.50	-0.625	0.000	0.000	0.000
-0.25	-0.375	0.000	0.000	0.000
0.00	-0.125	0.000	0.000	0.000
0.25	0.125	0.009	0.020	0.020
0.50	0.375	0.014	0.031	0.051
0.75	0.625	0.060	0.133	0.184
1.00	0.875	0.585	1.297	1.481
1.25	1.125	2.393	5.307	6.788
1.50	1.375	7.627	16.913	23.701
1.75	1.625	12.292	27.258	50.959
2.00	1.875	12.609	27.961	78.920
2.25	2.125	6.603	14.642	93.562
2.50	2.375	1.954	4.333	97.896
2.75	2.625	0.559	1.240	99.135
3.00	2.875	0.252	0.559	99.694
3.25	3.125	0.096	0.213	99.907
3.50	3.375	0.030	0.067	99.973
3.75	3.625	0.009	0.020	99.993
4.00	3.875	0.001	0.002	99.996
5.00	4.500	0.002	0.004	100.000

Statistical Results			
Mean:	1.7444	phi	(0.2985 mm)
Standard Dev:	0.3602	phi-units	(0.7791 mm)
Skewness:	0.2941	dimensionless	
Kurtosis:	4.1039	dimensionless	
5th Moment:	5.8987	dimensionless	
6th Moment:	44.7441	dimensionless	
RARD *	0.2065	dimensionless	
Median	1.6162	phi	(0.3262 mm)

* RARD = reciprocal absolute relative dispersion (see below)

Statistical Explanation	
Calculations based on the Method of Moments	
Skewness: 3rd Stand. Moment; Exact Gaussian = 0.0	
Kurtosis: 4th Stand. Moment; Exact Gaussian = 3.0	
For Further Explanation, See Basille et al. 2002	
Millimeter data calculated by $mm = 2^{(-phi)}$	

Reciprocal Absolute Relative Dispersion (RARD) Scale	
< 0.5	Excellent homogeneity (e.g., beaches)
0.5 to 1.0	Good homogeneity
1.0 to 1.33	Fair homogeneity
> 1.33	Poor homogeneity (e.g., glacial)



BV-62-BB

