

Onshore Grab Sample

Sample: BV-61-BB
Sample Taken By: D. Phelps
Sample Collected On: 9/24/08
Splits? N/A

County: Brevard
Latitude: 28° 04' 28.7"
Longitude: 80° 33' 33.0"
Datum: WGS 84
Surf. Elev: N/A
Datum: N/A

Fine Data Summary

Total Sample Weight	59.24 grams
Total Fines in Sample	0.052 grams
Total Percent Fines	0.09 %

Dry Sieving Summary

Total Sample Weight	59.148 grams
Total Digested Weight	47.444 grams
Total Carbonate Weight	11.704 grams
Total Silica %	80.21 %
Total Carbonate %	19.79 %
Carbonate/Silica Ratio	0.247

General Comments:

None

Description

Worked By: M. Ladle

Pre-Digestion Grain Size Distribution

Onshore Grab Sample

Sample: BV-61-BB

Total Sample Mass: 59.148 grams

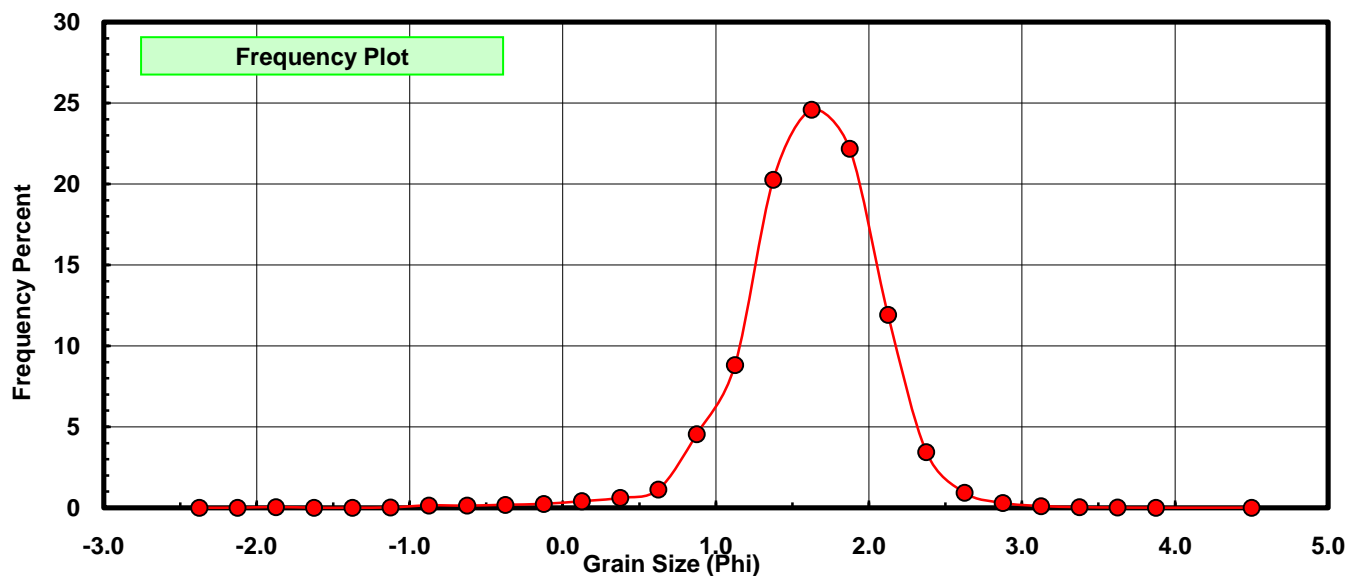
Sieve Size (phi)	Sieve Midpt (phi)	Weight (grams)	Freq Weight %	Cumulative Weight %
-2.25	-2.375	0.000	0.000	0.000
-2.00	-2.125	0.000	0.000	0.000
-1.75	-1.875	0.028	0.047	0.047
-1.50	-1.625	0.000	0.000	0.047
-1.25	-1.375	0.000	0.000	0.047
-1.00	-1.125	0.011	0.019	0.066
-0.75	-0.875	0.086	0.145	0.211
-0.50	-0.625	0.076	0.128	0.340
-0.25	-0.375	0.109	0.184	0.524
0.00	-0.125	0.141	0.238	0.762
0.25	0.125	0.239	0.404	1.167
0.50	0.375	0.360	0.609	1.775
0.75	0.625	0.670	1.133	2.908
1.00	0.875	2.684	4.538	7.446
1.25	1.125	5.218	8.822	16.268
1.50	1.375	11.981	20.256	36.524
1.75	1.625	14.537	24.577	61.101
2.00	1.875	13.111	22.166	83.267
2.25	2.125	7.044	11.909	95.177
2.50	2.375	2.037	3.444	98.620
2.75	2.625	0.548	0.926	99.547
3.00	2.875	0.175	0.296	99.843
3.25	3.125	0.062	0.105	99.948
3.50	3.375	0.021	0.036	99.983
3.75	3.625	0.007	0.012	99.995
4.00	3.875	0.001	0.002	99.997
5.00	4.50	0.002	0.003	100.000

Statistical Results			
Mean:	1.6110	phi	(0.3274 mm)
Standard Dev:	0.4607	phi-units	(0.7267 mm)
Skewness:	-0.9901	dimensionless	
Kurtosis:	7.5436	dimensionless	
5th Moment:	-28.7950	dimensionless	
6th Moment:	189.2840	dimensionless	
RARD *	0.2859	dimensionless	
Median	1.5121	phi	(0.3506 mm)

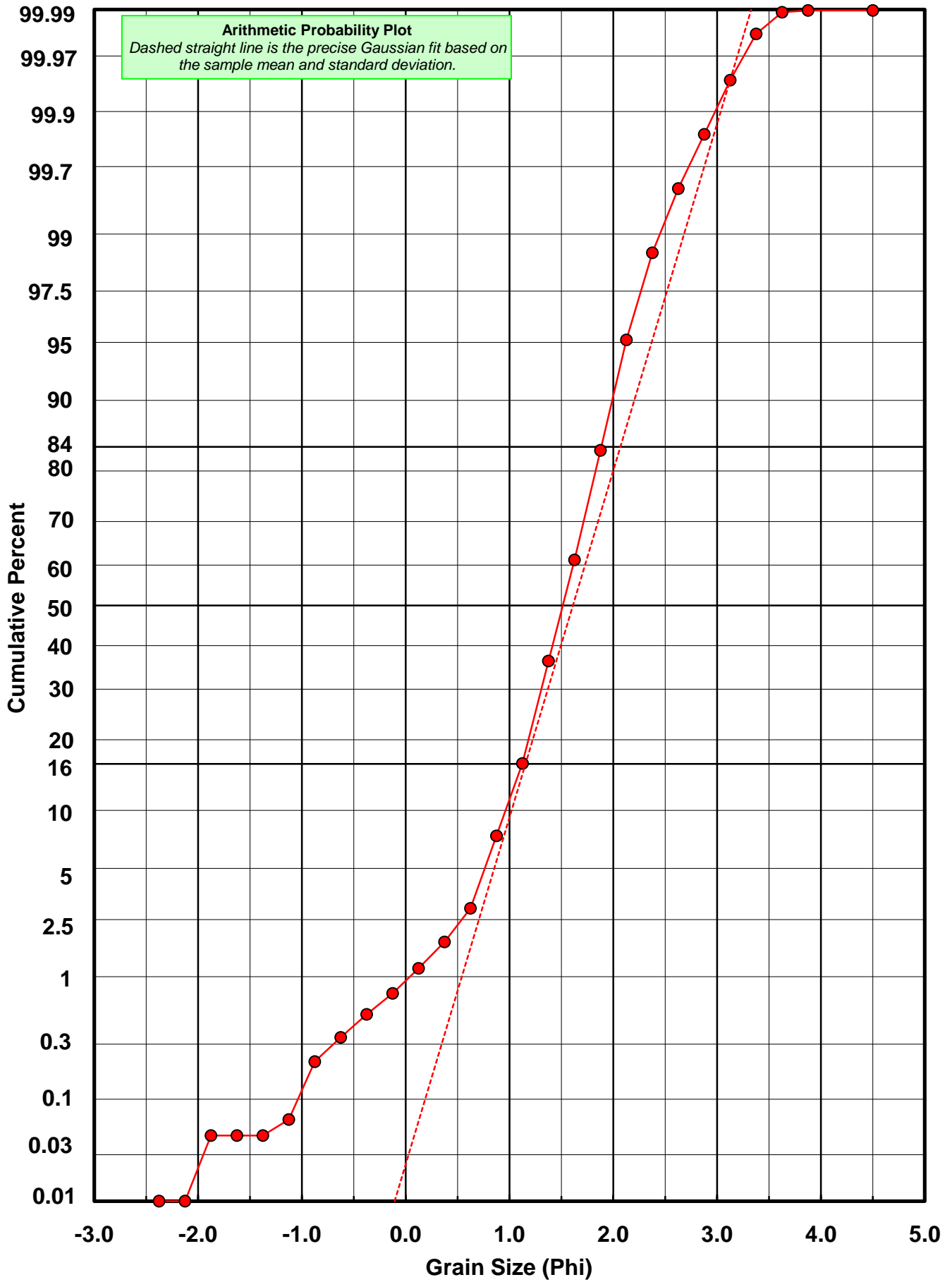
* RARD = reciprocal absolute relative dispersion (see below)

Statistical Explanation	
Calculations based on the Method of Moments	
Skewness: 3rd Stand. Moment; Exact Gaussian = 0.0	
Kurtosis: 4th Stand. Moment; Exact Gaussian = 3.0	
For Further Explanation, See Basille et al. 2002	
Millimeter data calculated by $mm = 2^{(-phi)}$	

Reciprocal Absolute Relative Dispersion (RARD) Scale	
< 0.5	Excellent homogeneity (e.g., beaches)
0.5 to 1.0	Good homogeneity
1.0 to 1.33	Fair homogeneity
> 1.33	Poor homogeneity (e.g., glacial)



BV-61-BB



Carbonate Grain Size Distribution

Onshore Grab Sample

Sample: BV-61-BB

Total Carbonate Mass: 11.705 grams

% Carbonate: 19.8 %

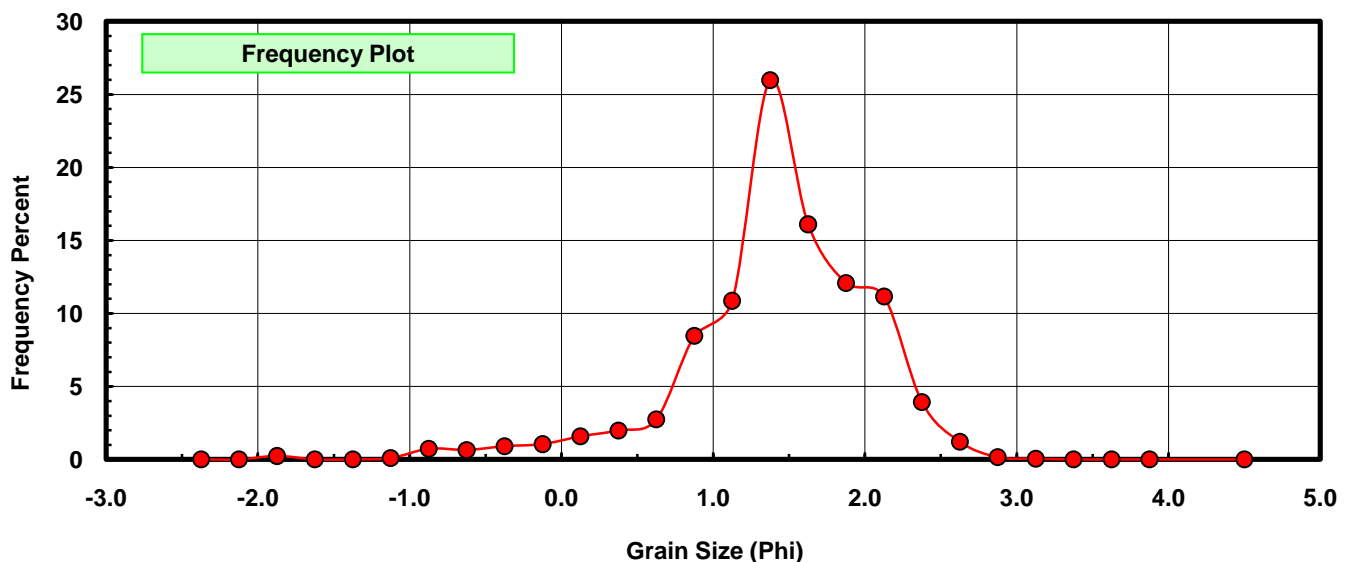
Sieve Size (phi)	Sieve Midpt (phi)	Weight (grams)	Freq Weight %	Cumulative Weight %
-2.25	-2.375	0.000	0.000	0.000
-2.00	-2.125	0.000	0.000	0.000
-1.75	-1.875	0.028	0.239	0.239
-1.50	-1.625	0.000	0.000	0.239
-1.25	-1.375	0.000	0.000	0.239
-1.00	-1.125	0.011	0.094	0.333
-0.75	-0.875	0.086	0.735	1.068
-0.50	-0.625	0.076	0.649	1.717
-0.25	-0.375	0.106	0.906	2.623
0.00	-0.125	0.123	1.051	3.674
0.25	0.125	0.185	1.581	5.254
0.50	0.375	0.233	1.991	7.245
0.75	0.625	0.322	2.751	9.996
1.00	0.875	0.991	8.466	18.462
1.25	1.125	1.272	10.867	29.329
1.50	1.375	3.041	25.980	55.310
1.75	1.625	1.885	16.104	71.414
2.00	1.875	1.414	12.080	83.494
2.25	2.125	1.306	11.158	94.652
2.50	2.375	0.460	3.930	98.582
2.75	2.625	0.142	1.213	99.795
3.00	2.875	0.018	0.154	99.949
3.25	3.125	0.006	0.051	100.000
3.50	3.375	0.000	0.000	100.000
3.75	3.625	0.000	0.000	100.000
4.00	3.875	0.000	0.000	100.000
5.00	4.500	0.000	0.000	100.000

Statistical Results			
Mean:	1.4160	phi	(0.3748 mm)
Standard Dev:	0.6600	phi-units	(0.6329 mm)
Skewness:	-1.1582	dimensionless	
Kurtosis:	5.6349	dimensionless	
5th Moment:	-17.1603	dimensionless	
6th Moment:	72.5356	dimensionless	
RARD *	0.4661	dimensionless	
Median	1.3239	phi	(0.3995 mm)

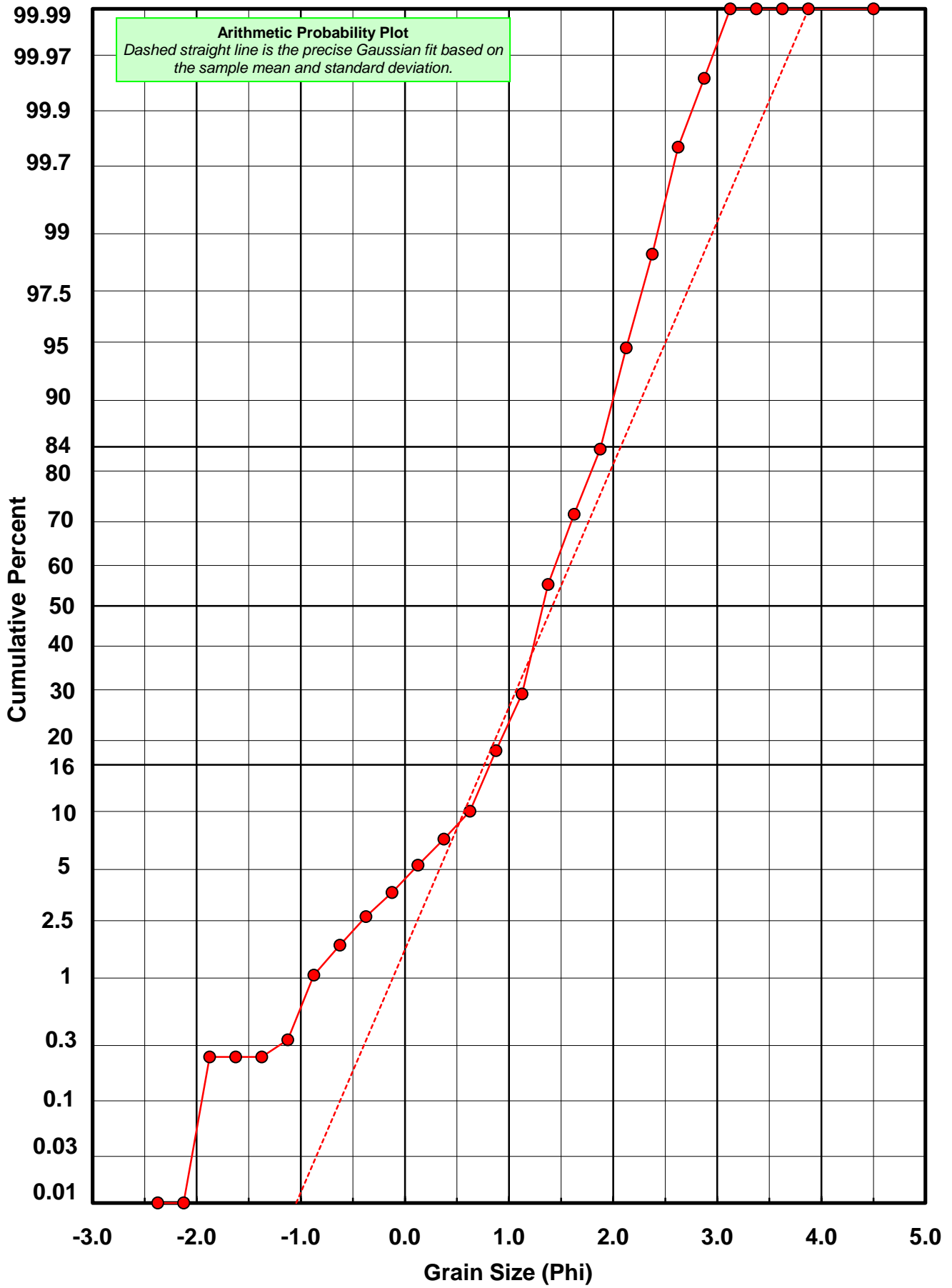
* RARD = reciprocal absolute relative dispersion (see below)

Statistical Explanation	
Calculations based on the Method of Moments	
Skewness: 3rd Stand. Moment; Exact Gaussian = 0.0	
Kurtosis: 4th Stand. Moment; Exact Gaussian = 3.0	
For Further Explanation, See Basille et al. 2002	
Millimeter data calculated by $mm = 2^{(-\phi)}$	

Reciprocal Absolute Relative Dispersion (RARD) Scale	
< 0.5	Excellent homogeneity (e.g., beaches)
0.5 to 1.0	Good homogeneity
1.0 to 1.33	Fair homogeneity
> 1.33	Poor homogeneity (e.g., glacial)



BV-61-BB



Post-Digestion Grain Size Distribution

Onshore Grab Sample

Sample: BV-61-BB

Total Digested Mass: 47.444 grams

% Silica: 80.2 %

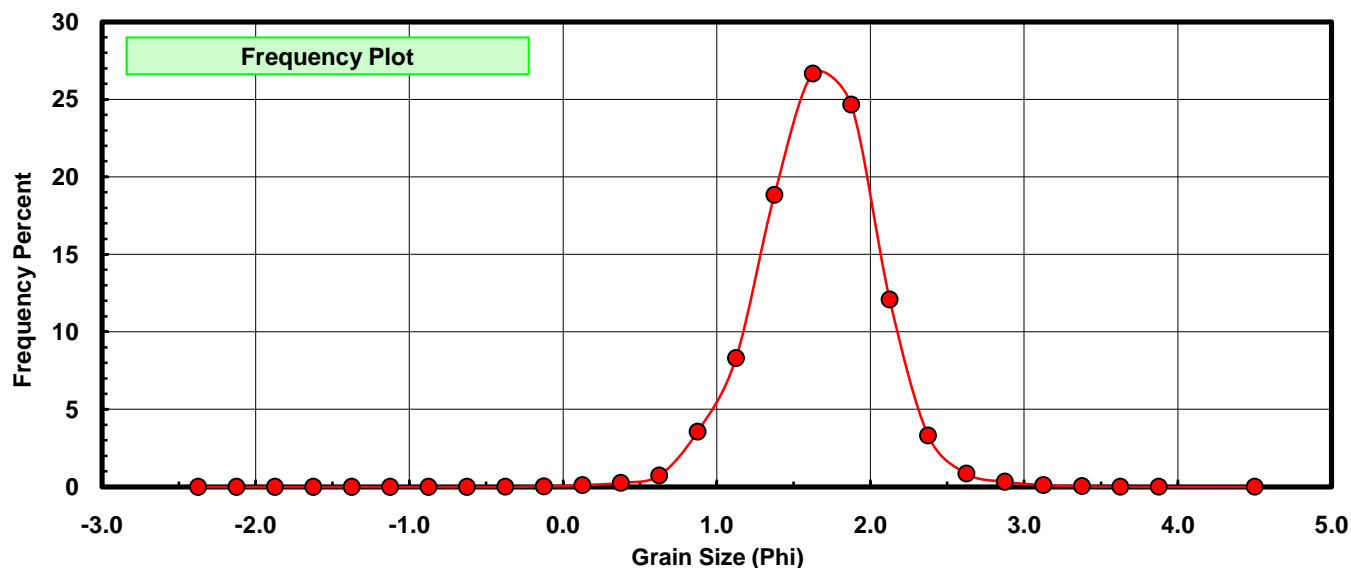
Sieve Size (phi)	Sieve Midpt (phi)	Weight (grams)	Freq Weight %	Cumulative Weight %
-2.25	-2.375	0.000	0.000	0.000
-2.00	-2.125	0.000	0.000	0.000
-1.75	-1.875	0.000	0.000	0.000
-1.50	-1.625	0.000	0.000	0.000
-1.25	-1.375	0.000	0.000	0.000
-1.00	-1.125	0.000	0.000	0.000
-0.75	-0.875	0.000	0.000	0.000
-0.50	-0.625	0.000	0.000	0.000
-0.25	-0.375	0.003	0.006	0.006
0.00	-0.125	0.018	0.038	0.044
0.25	0.125	0.054	0.114	0.158
0.50	0.375	0.127	0.268	0.426
0.75	0.625	0.348	0.733	1.159
1.00	0.875	1.693	3.568	4.728
1.25	1.125	3.946	8.317	13.045
1.50	1.375	8.940	18.843	31.888
1.75	1.625	12.652	26.667	58.555
2.00	1.875	11.697	24.654	83.210
2.25	2.125	5.738	12.094	95.304
2.50	2.375	1.577	3.324	98.628
2.75	2.625	0.406	0.856	99.484
3.00	2.875	0.157	0.331	99.815
3.25	3.125	0.056	0.118	99.933
3.50	3.375	0.021	0.044	99.977
3.75	3.625	0.007	0.015	99.992
4.00	3.875	0.002	0.004	99.996
5.00	4.500	0.002	0.004	100.000

Statistical Results			
Mean:	1.6592	phi	(0.3166 mm)
Standard Dev:	0.3917	phi-units	(0.7622 mm)
Skewness:	-0.0975	dimensionless	
Kurtosis:	4.0475	dimensionless	
5th Moment:	0.2941	dimensionless	
6th Moment:	40.9765	dimensionless	
RARD *	0.2361	dimensionless	
Median	1.5448	phi	(0.3427 mm)

* RARD = reciprocal absolute relative dispersion (see below)

Statistical Explanation	
Calculations based on the Method of Moments	
Skewness: 3rd Stand. Moment; Exact Gaussian = 0.0	
Kurtosis: 4th Stand. Moment; Exact Gaussian = 3.0	
For Further Explanation, See Basille et al. 2002	
Millimeter data calculated by $mm = 2^{(-\phi)}$	

Reciprocal Absolute Relative Dispersion (RARD) Scale	
< 0.5	Excellent homogeneity (e.g., beaches)
0.5 to 1.0	Good homogeneity
1.0 to 1.33	Fair homogeneity
> 1.33	Poor homogeneity (e.g., glacial)



BV-61-BB

