

Onshore Grab Sample

Sample: BV-60-BB
Sample Taken By: D. Phelps
Sample Collected On: 9/25/08
Splits? N/A

County: Brevard
Latitude: 28° 05' 14.0"
Longitude: 80° 33' 50.6"
Datum: WGS 84
Surf. Elev: N/A
Datum: N/A

Fine Data Summary

Total Sample Weight 60.236 grams
Total Fines in Sample 0.105 grams
Total Percent Fines 0.17 %

Dry Sieving Summary

Total Sample Weight 60.094 grams
Total Digested Weight 42.530 grams
Total Carbonate Weight 17.564 grams
Total Silica % 70.77 %
Total Carbonate % 29.23 %
Carbonate/Silica Ratio 0.413

General Comments:

None

Description

Worked By: M. Ladle

Pre-Digestion Grain Size Distribution

Onshore Grab Sample

Sample: BV-60-BB

Total Sample Mass: 60.094 grams

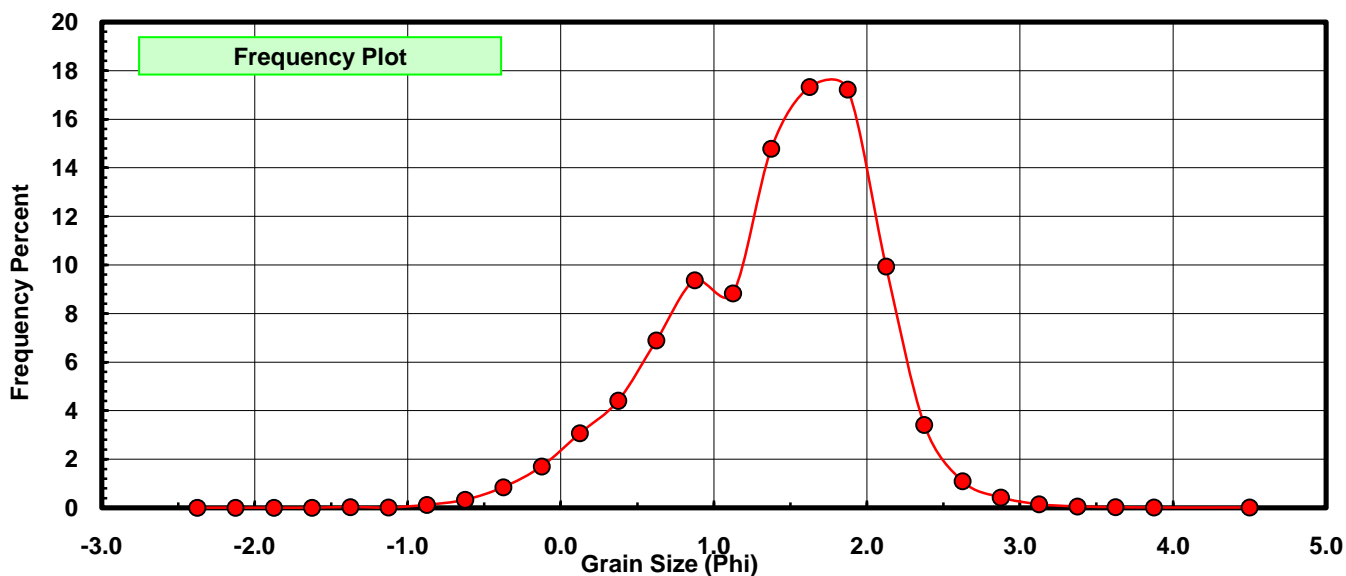
Sieve Size (phi)	Sieve Midpt (phi)	Weight (grams)	Freq Weight %	Cumulative Weight %
-2.25	-2.375	0.000	0.000	0.000
-2.00	-2.125	0.000	0.000	0.000
-1.75	-1.875	0.000	0.000	0.000
-1.50	-1.625	0.000	0.000	0.000
-1.25	-1.375	0.017	0.028	0.028
-1.00	-1.125	0.005	0.008	0.037
-0.75	-0.875	0.071	0.118	0.155
-0.50	-0.625	0.196	0.326	0.481
-0.25	-0.375	0.509	0.847	1.328
0.00	-0.125	1.023	1.702	3.030
0.25	0.125	1.841	3.064	6.094
0.50	0.375	2.648	4.406	10.500
0.75	0.625	4.140	6.889	17.389
1.00	0.875	5.629	9.367	26.756
1.25	1.125	5.306	8.830	35.586
1.50	1.375	8.885	14.785	50.371
1.75	1.625	10.408	17.320	67.691
2.00	1.875	10.345	17.215	84.905
2.25	2.125	5.970	9.934	94.840
2.50	2.375	2.051	3.413	98.253
2.75	2.625	0.654	1.088	99.341
3.00	2.875	0.255	0.424	99.765
3.25	3.125	0.086	0.143	99.908
3.50	3.375	0.031	0.052	99.960
3.75	3.625	0.014	0.023	99.983
4.00	3.875	0.005	0.008	99.992
5.00	4.50	0.005	0.008	100.000

Statistical Results			
Mean:	1.3840	phi	(0.3831 mm)
Standard Dev:	0.6573	phi-units	(0.6341 mm)
Skewness:	-0.5480	dimensionless	
Kurtosis:	3.1794	dimensionless	
5th Moment:	-3.8257	dimensionless	
6th Moment:	18.7568	dimensionless	
RARD *	0.4749	dimensionless	
Median	1.3687	phi	(0.3872 mm)

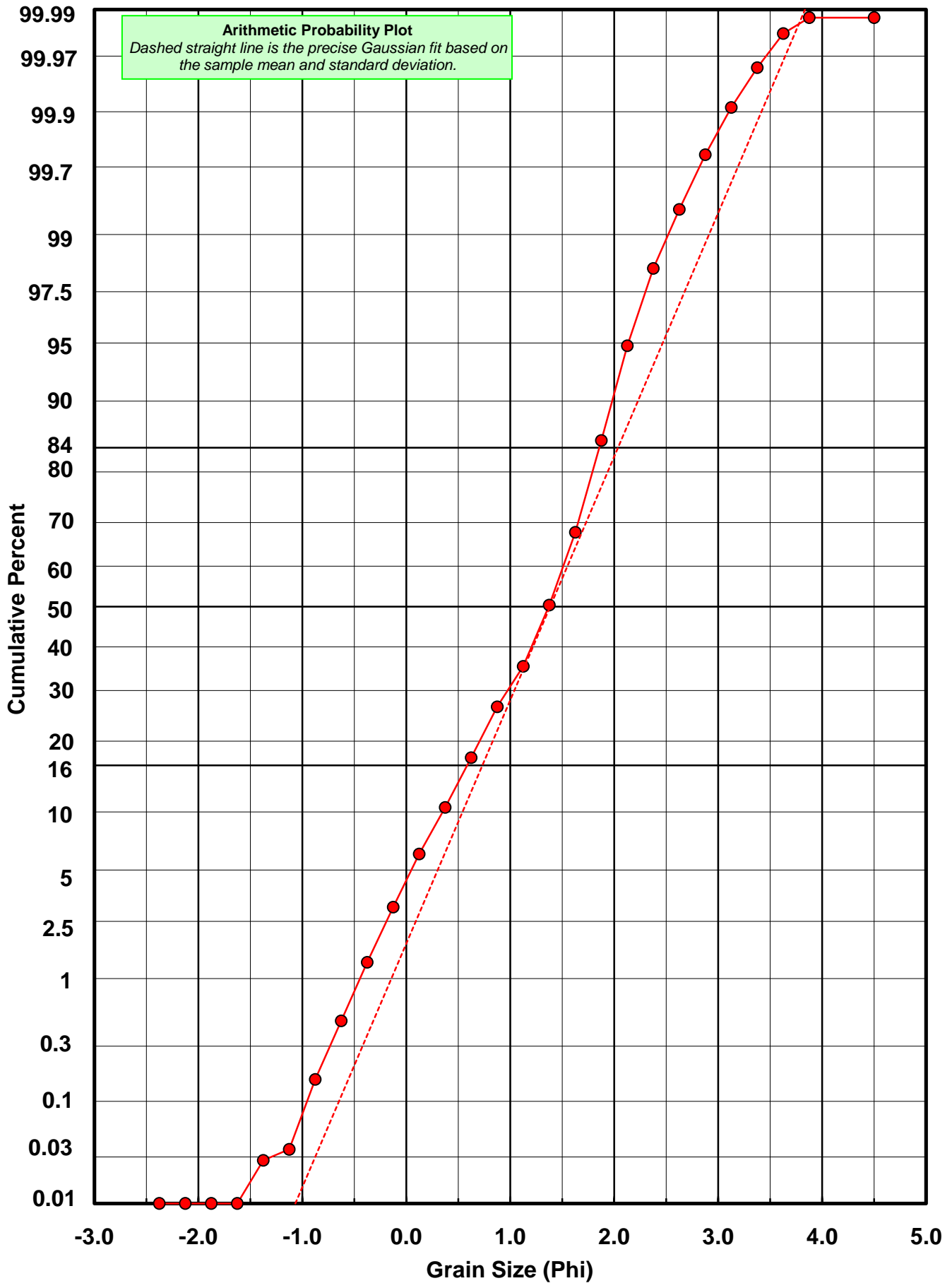
* RARD = reciprocal absolute relative dispersion (see below)

Statistical Explanation
Calculations based on the Method of Moments
Skewness: 3rd Stand. Moment; Exact Gaussian = 0.0
Kurtosis: 4th Stand. Moment; Exact Gaussian = 3.0
For Further Explanation, See Basille et al. 2002
Millimeter data calculated by $mm = 2^{(-\phi)}$

Reciprocal Absolute Relative Dispersion (RARD) Scale	
< 0.5	Excellent homogeneity (e.g., beaches)
0.5 to 1.0	Good homogeneity
1.0 to 1.33	Fair homogeneity
> 1.33	Poor homogeneity (e.g., glacial)



BV-60-BB



Carbonate Grain Size Distribution

Onshore Grab Sample

Sample: BV-60-BB

Total Carbonate Mass: 17.564 grams

% Carbonate: 29.2 %

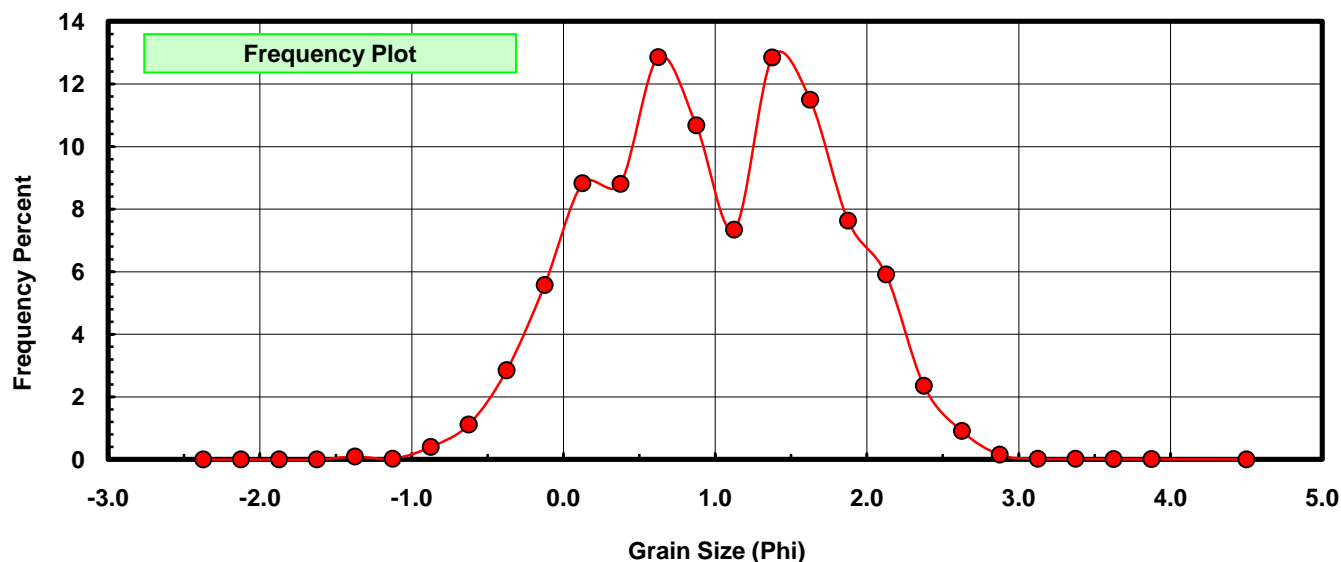
Sieve Size (phi)	Sieve Midpt (phi)	Weight (grams)	Freq Weight %	Cumulative Weight %
-2.25	-2.375	0.000	0.000	0.000
-2.00	-2.125	0.000	0.000	0.000
-1.75	-1.875	0.000	0.000	0.000
-1.50	-1.625	0.000	0.000	0.000
-1.25	-1.375	0.017	0.097	0.097
-1.00	-1.125	0.005	0.028	0.125
-0.75	-0.875	0.071	0.404	0.529
-0.50	-0.625	0.196	1.116	1.645
-0.25	-0.375	0.501	2.852	4.498
0.00	-0.125	0.980	5.580	10.077
0.25	0.125	1.551	8.831	18.908
0.50	0.375	1.547	8.808	27.716
0.75	0.625	2.259	12.862	40.577
1.00	0.875	1.876	10.681	51.258
1.25	1.125	1.290	7.345	58.603
1.50	1.375	2.257	12.850	71.453
1.75	1.625	2.020	11.501	82.954
2.00	1.875	1.341	7.635	90.589
2.25	2.125	1.039	5.916	96.504
2.50	2.375	0.414	2.357	98.861
2.75	2.625	0.160	0.911	99.772
3.00	2.875	0.027	0.154	99.926
3.25	3.125	0.004	0.023	99.949
3.50	3.375	0.004	0.023	99.972
3.75	3.625	0.002	0.011	99.983
4.00	3.875	0.002	0.011	99.994
5.00	4.500	0.001	0.006	100.000

Statistical Results			
Mean:	0.9900	phi	(0.5035 mm)
Standard Dev:	0.7794	phi-units	(0.5826 mm)
Skewness:	-0.0471	dimensionless	
Kurtosis:	2.2481	dimensionless	
5th Moment:	-0.2068	dimensionless	
6th Moment:	8.2831	dimensionless	
RARD *	0.7872	dimensionless	
Median	0.8455	phi	(0.5565 mm)

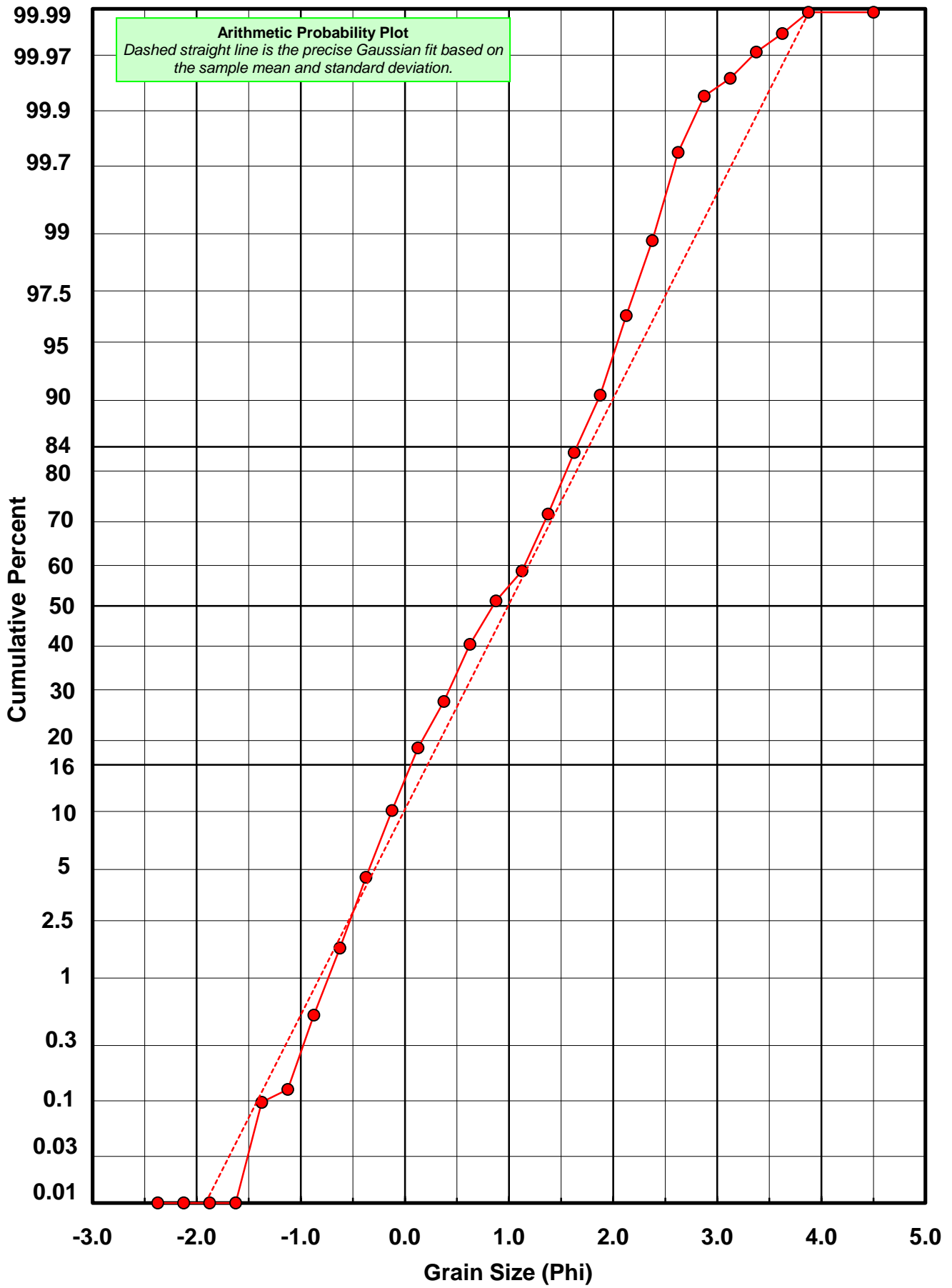
* RARD = reciprocal absolute relative dispersion (see below)

Statistical Explanation	
Calculations based on the Method of Moments	
Skewness: 3rd Stand. Moment; Exact Gaussian = 0.0	
Kurtosis: 4th Stand. Moment; Exact Gaussian = 3.0	
For Further Explanation, See Basille et al. 2002	
Millimeter data calculated by $mm = 2^{(-\phi)}$	

Reciprocal Absolute Relative Dispersion (RARD) Scale	
< 0.5	Excellent homogeneity (e.g., beaches)
0.5 to 1.0	Good homogeneity
1.0 to 1.33	Fair homogeneity
> 1.33	Poor homogeneity (e.g., glacial)



BV-60-BB



Post-Digestion Grain Size Distribution

Onshore Grab Sample

Sample: BV-60-BB

Total Digested Mass: 42.530 grams

% Silica: 70.8 %

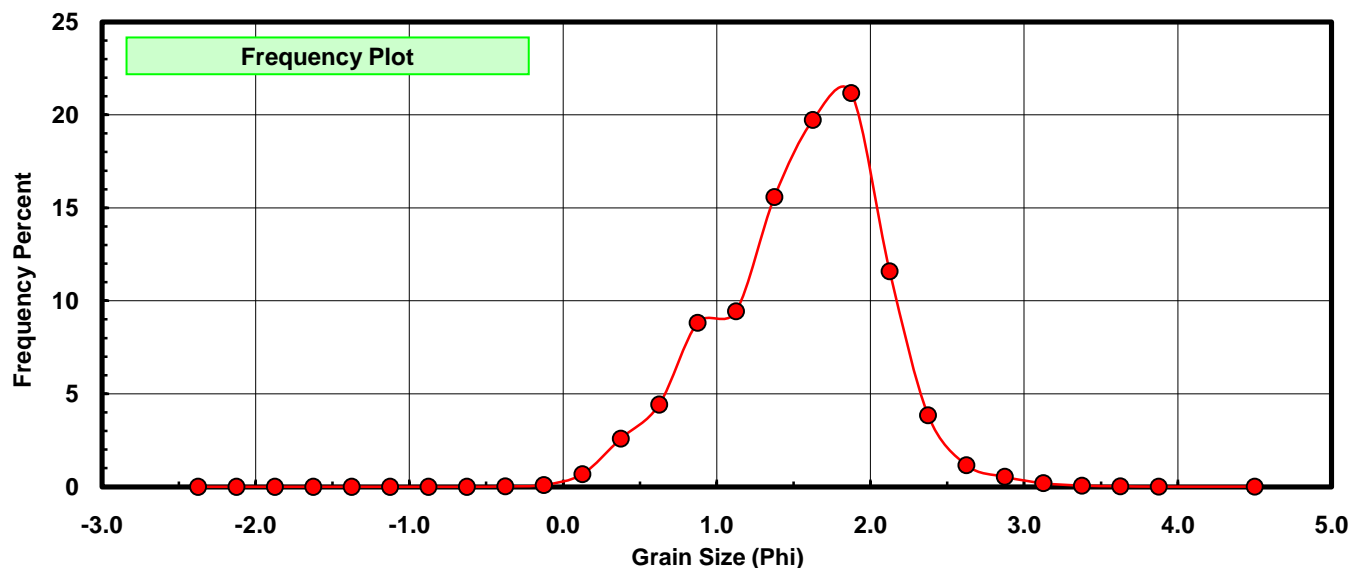
Sieve Size (phi)	Sieve Midpt (phi)	Weight (grams)	Freq Weight %	Cumulative Weight %
-2.25	-2.375	0.000	0.000	0.000
-2.00	-2.125	0.000	0.000	0.000
-1.75	-1.875	0.000	0.000	0.000
-1.50	-1.625	0.000	0.000	0.000
-1.25	-1.375	0.000	0.000	0.000
-1.00	-1.125	0.000	0.000	0.000
-0.75	-0.875	0.000	0.000	0.000
-0.50	-0.625	0.000	0.000	0.000
-0.25	-0.375	0.008	0.019	0.019
0.00	-0.125	0.043	0.101	0.120
0.25	0.125	0.290	0.682	0.802
0.50	0.375	1.101	2.589	3.391
0.75	0.625	1.881	4.423	7.813
1.00	0.875	3.753	8.824	16.638
1.25	1.125	4.016	9.443	26.080
1.50	1.375	6.628	15.584	41.665
1.75	1.625	8.388	19.723	61.387
2.00	1.875	9.004	21.171	82.558
2.25	2.125	4.931	11.594	94.152
2.50	2.375	1.637	3.849	98.001
2.75	2.625	0.494	1.162	99.163
3.00	2.875	0.228	0.536	99.699
3.25	3.125	0.082	0.193	99.892
3.50	3.375	0.027	0.063	99.955
3.75	3.625	0.012	0.028	99.984
4.00	3.875	0.003	0.007	99.991
5.00	4.500	0.004	0.009	100.000

Statistical Results			
Mean:	1.5468	phi	(0.3423 mm)
Standard Dev:	0.5289	phi-units	(0.6931 mm)
Skewness:	-0.2788	dimensionless	
Kurtosis:	3.1364	dimensionless	
5th Moment:	-0.6579	dimensionless	
6th Moment:	18.9624	dimensionless	
RARD *	0.3419	dimensionless	
Median	1.4807	phi	(0.3583 mm)

* RARD = reciprocal absolute relative dispersion (see below)

Statistical Explanation	
Calculations based on the Method of Moments	
Skewness: 3rd Stand. Moment; Exact Gaussian = 0.0	
Kurtosis: 4th Stand. Moment; Exact Gaussian = 3.0	
For Further Explanation, See Basille et al. 2002	
Millimeter data calculated by $mm = 2^{(-\phi)}$	

Reciprocal Absolute Relative Dispersion (RARD) Scale	
< 0.5	Excellent homogeneity (e.g., beaches)
0.5 to 1.0	Good homogeneity
1.0 to 1.33	Fair homogeneity
> 1.33	Poor homogeneity (e.g., glacial)



BV-60-BB

