

Onshore Grab Sample

Sample: BV-58-BB
Sample Taken By: D. Phelps
Sample Collected On: 9/25/08
Splits? N/A

County: Brevard
Latitude: 28° 06' 42.9"
Longitude: 80° 34' 20.3"
Datum: WGS 84
Surf. Elev: N/A
Datum: N/A

Fine Data Summary

Total Sample Weight 45.49 grams
Total Fines in Sample 0.503 grams
Total Percent Fines 1.09 %

Dry Sieving Summary

Total Sample Weight 44.974 grams
Total Digested Weight 36.677 grams
Total Carbonate Weight 8.297 grams
Total Silica % 81.55 %
Total Carbonate % 18.45 %
Carbonate/Silica Ratio 0.226

General Comments:

None

Description

Worked By: M. Ladle

Pre-Digestion Grain Size Distribution

Onshore Grab Sample

Sample: BV-58-BB

Total Sample Mass: 44.974 grams

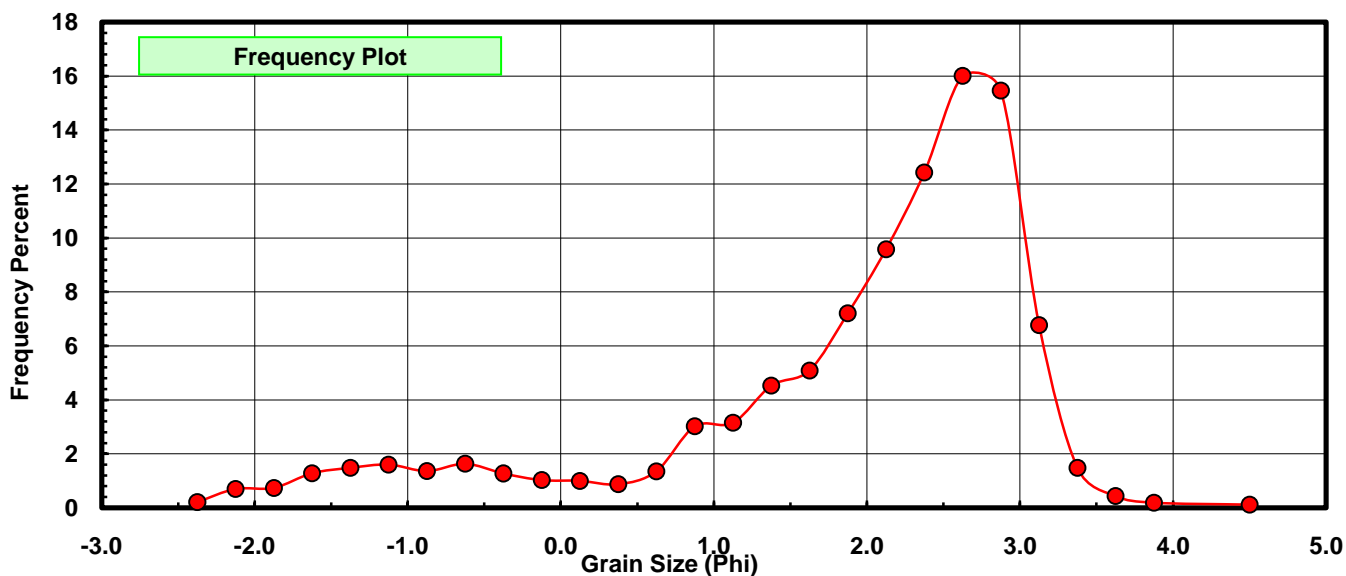
Sieve Size (phi)	Sieve Midpt (phi)	Weight (grams)	Freq Weight %	Cumulative Weight %
-2.25	-2.375	0.095	0.211	0.211
-2.00	-2.125	0.314	0.698	0.909
-1.75	-1.875	0.332	0.738	1.648
-1.50	-1.625	0.576	1.281	2.928
-1.25	-1.375	0.666	1.481	4.409
-1.00	-1.125	0.721	1.603	6.012
-0.75	-0.875	0.612	1.361	7.373
-0.50	-0.625	0.734	1.632	9.005
-0.25	-0.375	0.573	1.274	10.279
0.00	-0.125	0.462	1.027	11.307
0.25	0.125	0.450	1.001	12.307
0.50	0.375	0.393	0.874	13.181
0.75	0.625	0.610	1.356	14.537
1.00	0.875	1.358	3.020	17.557
1.25	1.125	1.416	3.148	20.705
1.50	1.375	2.036	4.527	25.232
1.75	1.625	2.290	5.092	30.324
2.00	1.875	3.241	7.206	37.531
2.25	2.125	4.310	9.583	47.114
2.50	2.375	5.588	12.425	59.539
2.75	2.625	7.200	16.009	75.548
3.00	2.875	6.952	15.458	91.006
3.25	3.125	3.045	6.771	97.776
3.50	3.375	0.667	1.483	99.260
3.75	3.625	0.195	0.434	99.693
4.00	3.875	0.085	0.189	99.882
5.00	4.50	0.053	0.118	100.000

Statistical Results			
Mean:	1.8873	phi	(0.2703 mm)
Standard Dev:	1.2813	phi-units	(0.4114 mm)
Skewness:	-1.4543	dimensionless	
Kurtosis:	4.4223	dimensionless	
5th Moment:	-10.8281	dimensionless	
6th Moment:	30.2308	dimensionless	
RARD *	0.6789	dimensionless	
Median	2.1831	phi	(0.2202 mm)

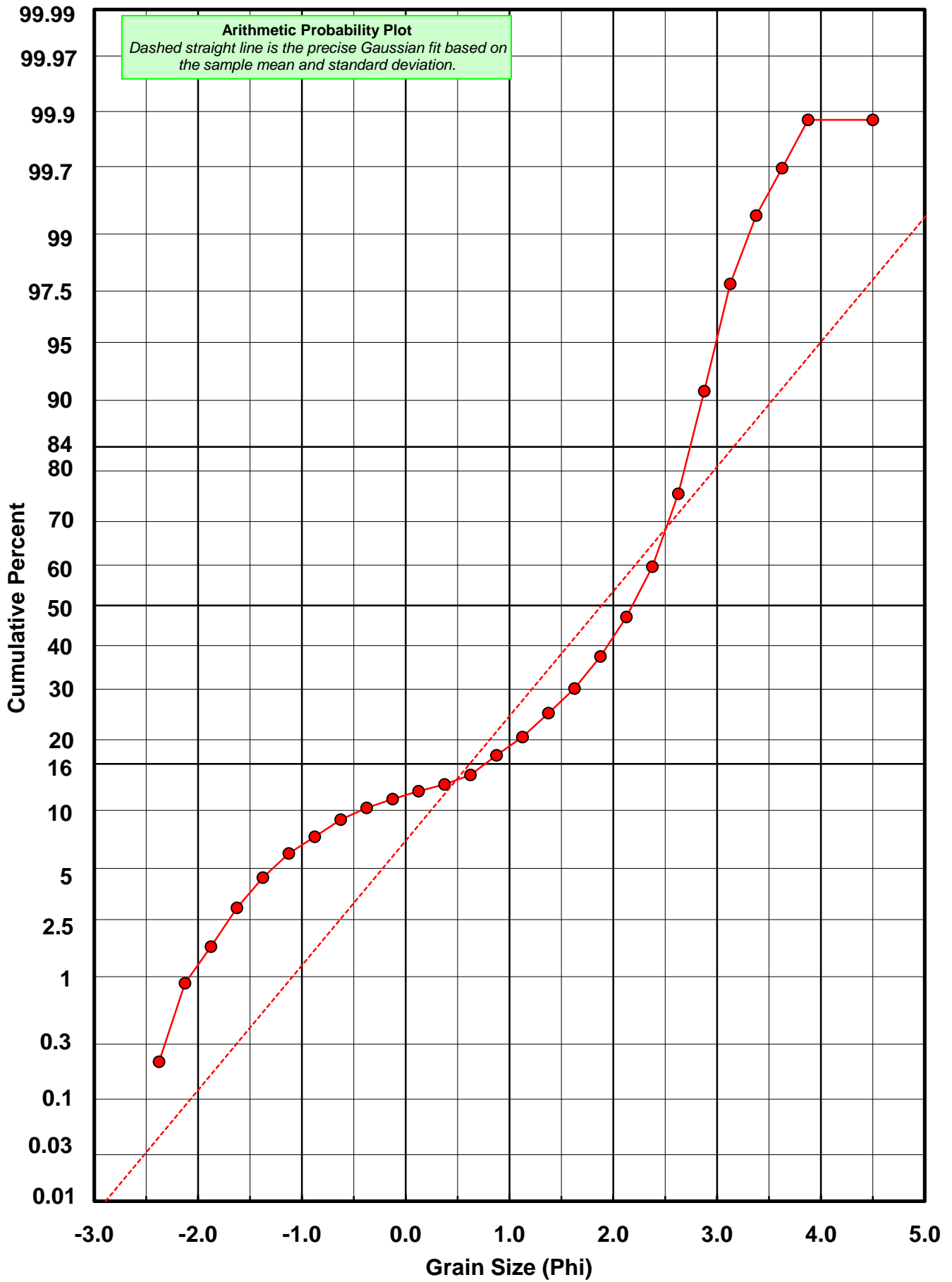
* RARD = reciprocal absolute relative dispersion (see below)

Statistical Explanation
Calculations based on the Method of Moments
Skewness: 3rd Stand. Moment; Exact Gaussian = 0.0
Kurtosis: 4th Stand. Moment; Exact Gaussian = 3.0
For Further Explanation, See Basille et al. 2002
Millimeter data calculated by $mm = 2^{(-\phi)}$

Reciprocal Absolute Relative Dispersion (RARD) Scale	
< 0.5	Excellent homogeneity (e.g., beaches)
0.5 to 1.0	Good homogeneity
1.0 to 1.33	Fair homogeneity
> 1.33	Poor homogeneity (e.g., glacial)



BV-58-BB



Carbonate Grain Size Distribution

Onshore Grab Sample

Sample: BV-58-BB

Total Carbonate Mass: 8.740 grams

% Carbonate: 18.4 %

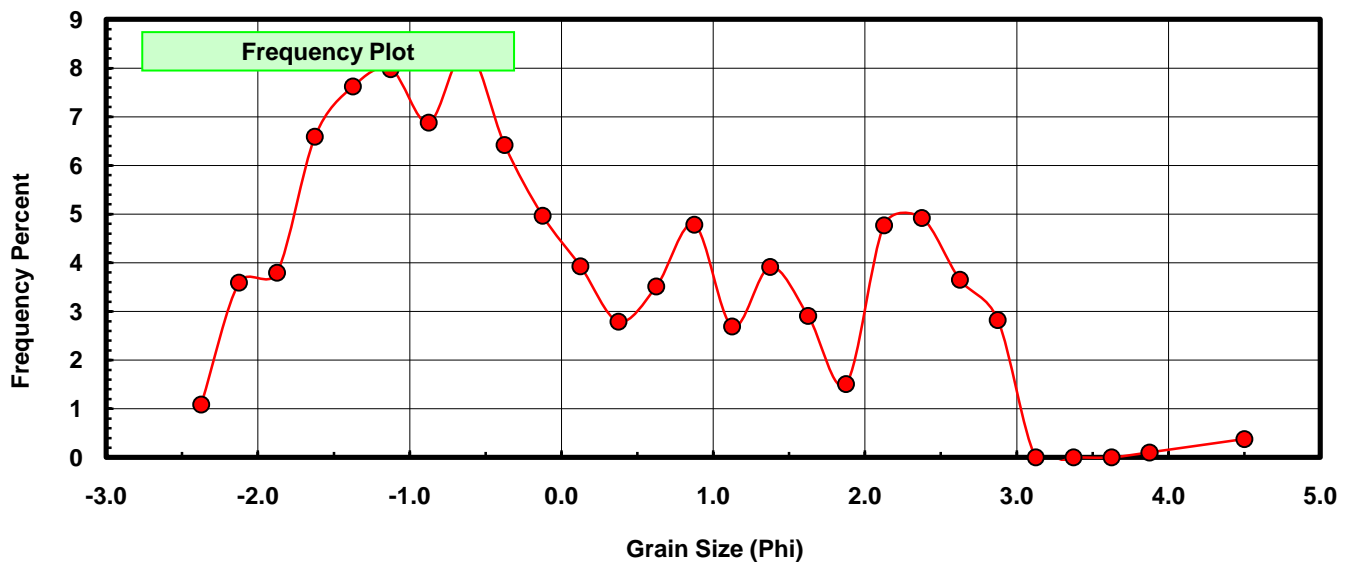
Sieve Size (phi)	Sieve Midpt (phi)	Weight (grams)	Freq Weight %	Cumulative Weight %
-2.25	-2.375	0.095	1.087	1.087
-2.00	-2.125	0.314	3.593	4.680
-1.75	-1.875	0.332	3.799	8.478
-1.50	-1.625	0.576	6.590	15.069
-1.25	-1.375	0.666	7.620	22.689
-1.00	-1.125	0.697	7.975	30.664
-0.75	-0.875	0.601	6.876	37.540
-0.50	-0.625	0.734	8.398	45.938
-0.25	-0.375	0.561	6.419	52.357
0.00	-0.125	0.434	4.966	57.323
0.25	0.125	0.343	3.924	61.247
0.50	0.375	0.244	2.792	64.039
0.75	0.625	0.307	3.513	67.551
1.00	0.875	0.418	4.783	72.334
1.25	1.125	0.235	2.689	75.023
1.50	1.375	0.342	3.913	78.936
1.75	1.625	0.254	2.906	81.842
2.00	1.875	0.132	1.510	83.352
2.25	2.125	0.417	4.771	88.124
2.50	2.375	0.430	4.920	93.043
2.75	2.625	0.319	3.650	96.693
3.00	2.875	0.247	2.826	99.519
3.25	3.125	0.000	0.000	99.519
3.50	3.375	0.000	0.000	99.519
3.75	3.625	0.000	0.000	99.519
4.00	3.875	0.009	0.103	99.622
5.00	4.500	0.033	0.378	100.000

Statistical Results			
Mean:	0.0371	phi	(0.9746 mm)
Standard Dev:	1.5878	phi-units	(0.3327 mm)
Skewness:	0.4527	dimensionless	
Kurtosis:	1.9175	dimensionless	
5th Moment:	2.0257	dimensionless	
6th Moment:	5.7832	dimensionless	
RARD *	42.7493	dimensionless	
Median	-0.4668	phi	(1.382 mm)

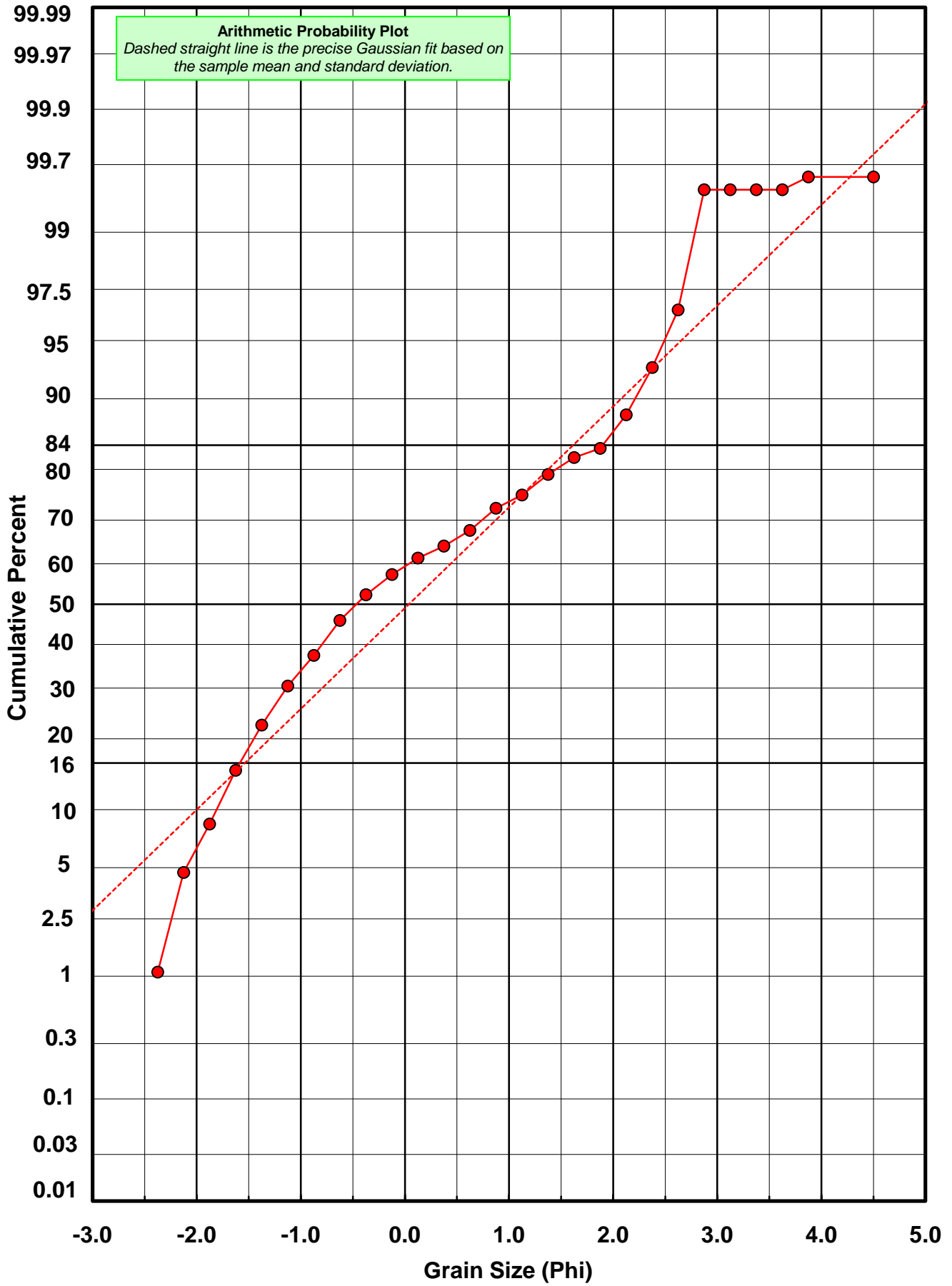
* RARD = reciprocal absolute relative dispersion (see below)

Statistical Explanation	
Calculations based on the Method of Moments	
Skewness:	3rd Stand. Moment; Exact Gaussian = 0.0
Kurtosis:	4th Stand. Moment; Exact Gaussian = 3.0
For Further Explanation, See Basille et al. 2002	
Millimeter data calculated by $mm = 2^{(-\phi)}$	

Reciprocal Absolute Relative Dispersion (RARD) Scale	
< 0.5	Excellent homogeneity (e.g., beaches)
0.5 to 1.0	Good homogeneity
1.0 to 1.33	Fair homogeneity
> 1.33	Poor homogeneity (e.g., glacial)



BV-58-BB



Post-Digestion Grain Size Distribution

Onshore Grab Sample

Sample: BV-58-BB

Total Digested Mass: 36.677 grams

% Silica: 81.6 %

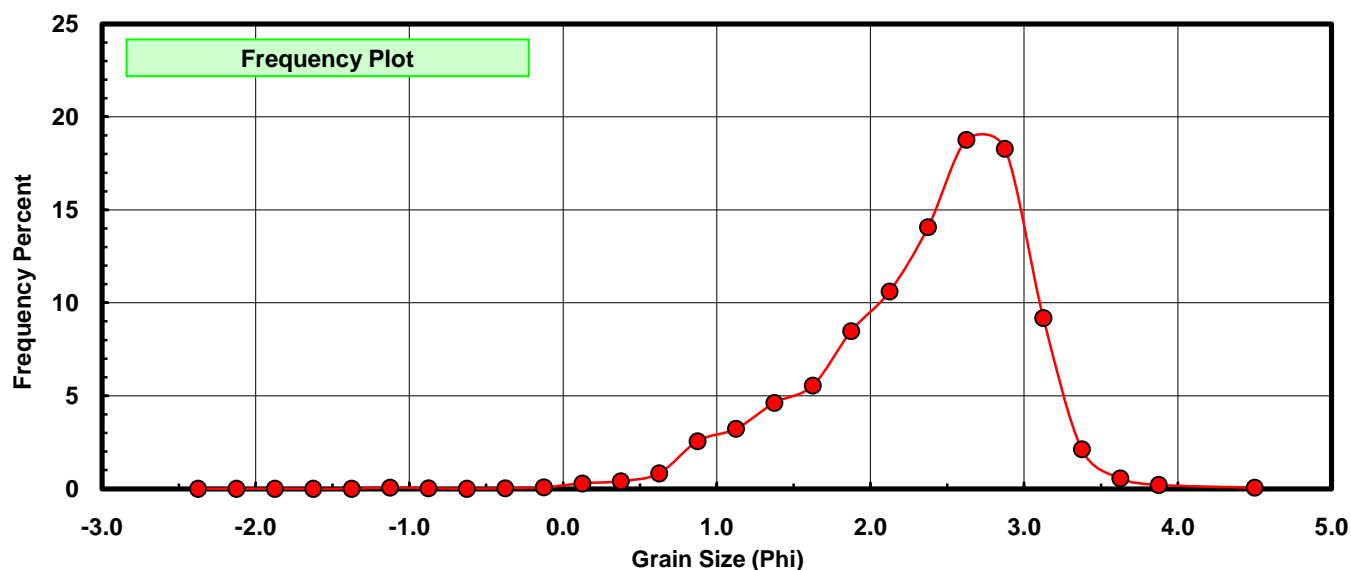
Sieve Size (phi)	Sieve Midpt (phi)	Weight (grams)	Freq Weight %	Cumulative Weight %
-2.25	-2.375	0.000	0.000	0.000
-2.00	-2.125	0.000	0.000	0.000
-1.75	-1.875	0.000	0.000	0.000
-1.50	-1.625	0.000	0.000	0.000
-1.25	-1.375	0.000	0.000	0.000
-1.00	-1.125	0.024	0.065	0.065
-0.75	-0.875	0.011	0.030	0.095
-0.50	-0.625	0.000	0.000	0.095
-0.25	-0.375	0.012	0.033	0.128
0.00	-0.125	0.028	0.076	0.204
0.25	0.125	0.107	0.292	0.496
0.50	0.375	0.149	0.406	0.902
0.75	0.625	0.303	0.826	1.729
1.00	0.875	0.940	2.563	4.292
1.25	1.125	1.181	3.220	7.512
1.50	1.375	1.694	4.619	12.130
1.75	1.625	2.036	5.551	17.681
2.00	1.875	3.109	8.477	26.158
2.25	2.125	3.893	10.614	36.772
2.50	2.375	5.158	14.063	50.836
2.75	2.625	6.881	18.761	69.597
3.00	2.875	6.705	18.281	87.878
3.25	3.125	3.368	9.183	97.061
3.50	3.375	0.777	2.118	99.179
3.75	3.625	0.205	0.559	99.738
4.00	3.875	0.076	0.207	99.945
5.00	4.500	0.020	0.055	100.000

Statistical Results			
Mean:	2.3440	phi	(0.197 mm)
Standard Dev:	0.6673	phi-units	(0.6297 mm)
Skewness:	-0.8620	dimensionless	
Kurtosis:	3.8344	dimensionless	
5th Moment:	-8.8949	dimensionless	
6th Moment:	36.6095	dimensionless	
RARD *	0.2847	dimensionless	
Median	2.3601	phi	(0.1948 mm)

* RARD = reciprocal absolute relative dispersion (see below)

Statistical Explanation	
Calculations based on the Method of Moments	
Skewness: 3rd Stand. Moment; Exact Gaussian = 0.0	
Kurtosis: 4th Stand. Moment; Exact Gaussian = 3.0	
For Further Explanation, See Basille et al. 2002	
Millimeter data calculated by $mm = 2^{(-\phi)}$	

Reciprocal Absolute Relative Dispersion (RARD) Scale	
< 0.5	Excellent homogeneity (e.g., beaches)
0.5 to 1.0	Good homogeneity
1.0 to 1.33	Fair homogeneity
> 1.33	Poor homogeneity (e.g., glacial)



BV-58-BB

