

**Onshore Grab Sample**

**Sample:** BV-57-BB  
**Sample Taken By:** D. Phelps  
**Sample Collected On:** 9/25/08  
**Splits?** N/A

**County:** Brevard  
**Latitude:** 28° 07' 28.8"  
**Longitude:** 80° 34' 34.1"  
**Datum:** WGS 84  
**Surf. Elev:** N/A  
**Datum:** N/A

**Fine Data Summary**

Total Sample Weight 50.724 grams  
Total Fines in Sample 0.246 grams  
Total Percent Fines 0.48 %

**Dry Sieving Summary**

Total Sample Weight 50.396 grams  
Total Digested Weight 43.287 grams  
Total Carbonate Weight 7.109 grams  
Total Silica % 85.89 %  
Total Carbonate % 14.11 %  
Carbonate/Silica Ratio 0.164

**General Comments:**

None

**Description**

Worked By: M. Ladle

# Pre-Digestion Grain Size Distribution

Onshore Grab Sample

Sample: BV-57-BB

Total Sample Mass: 50.396 grams

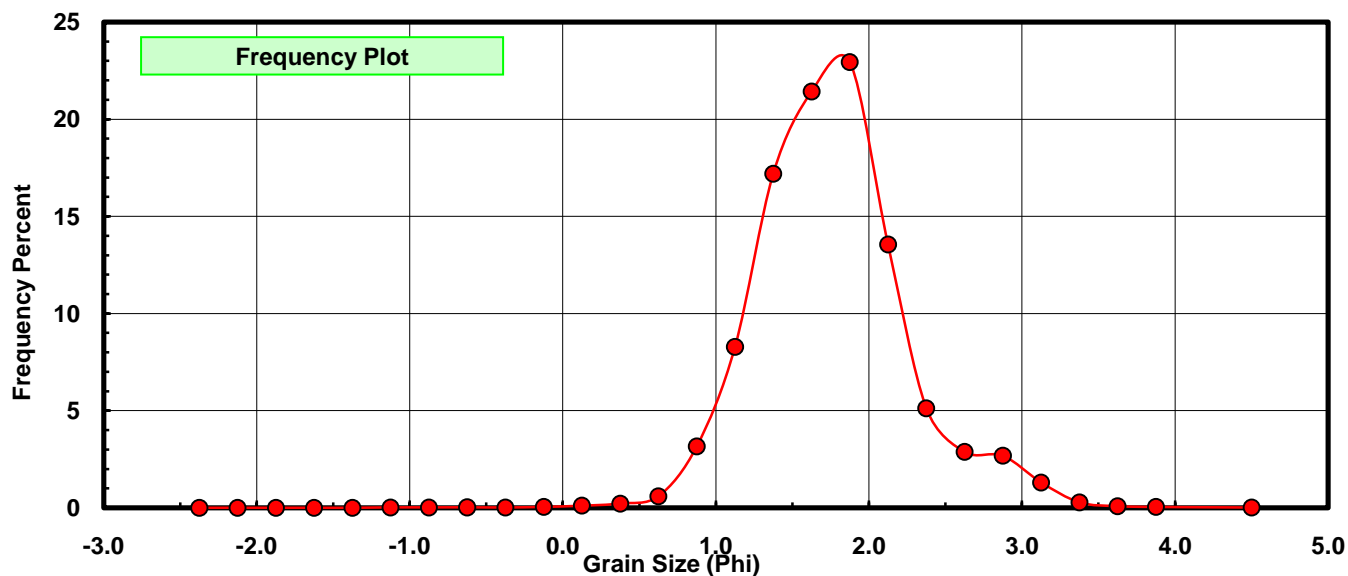
Sieve Size (phi)	Sieve Midpt (phi)	Weight (grams)	Freq Weight %	Cumulative Weight %
-2.25	-2.375	0.000	0.000	0.000
-2.00	-2.125	0.000	0.000	0.000
-1.75	-1.875	0.000	0.000	0.000
-1.50	-1.625	0.000	0.000	0.000
-1.25	-1.375	0.000	0.000	0.000
-1.00	-1.125	0.010	0.020	0.020
-0.75	-0.875	0.010	0.020	0.040
-0.50	-0.625	0.012	0.024	0.063
-0.25	-0.375	0.008	0.016	0.079
0.00	-0.125	0.023	0.046	0.125
0.25	0.125	0.054	0.107	0.232
0.50	0.375	0.111	0.220	0.452
0.75	0.625	0.301	0.597	1.050
1.00	0.875	1.590	3.155	4.205
1.25	1.125	4.171	8.276	12.481
1.50	1.375	8.667	17.198	29.679
1.75	1.625	10.794	21.418	51.097
2.00	1.875	11.565	22.948	74.046
2.25	2.125	6.830	13.553	87.598
2.50	2.375	2.583	5.125	92.724
2.75	2.625	1.449	2.875	95.599
3.00	2.875	1.350	2.679	98.278
3.25	3.125	0.658	1.306	99.583
3.50	3.375	0.141	0.280	99.863
3.75	3.625	0.041	0.081	99.944
4.00	3.875	0.021	0.042	99.986
5.00	4.50	0.007	0.014	100.000

Statistical Results			
Mean:	1.7572	phi	(0.2958 mm)
Standard Dev:	0.4965	phi-units	(0.7088 mm)
Skewness:	0.3735	dimensionless	
Kurtosis:	4.3738	dimensionless	
5th Moment:	1.8905	dimensionless	
6th Moment:	45.0792	dimensionless	
RARD *	0.2826	dimensionless	
Median	1.6122	phi	(0.3271 mm)

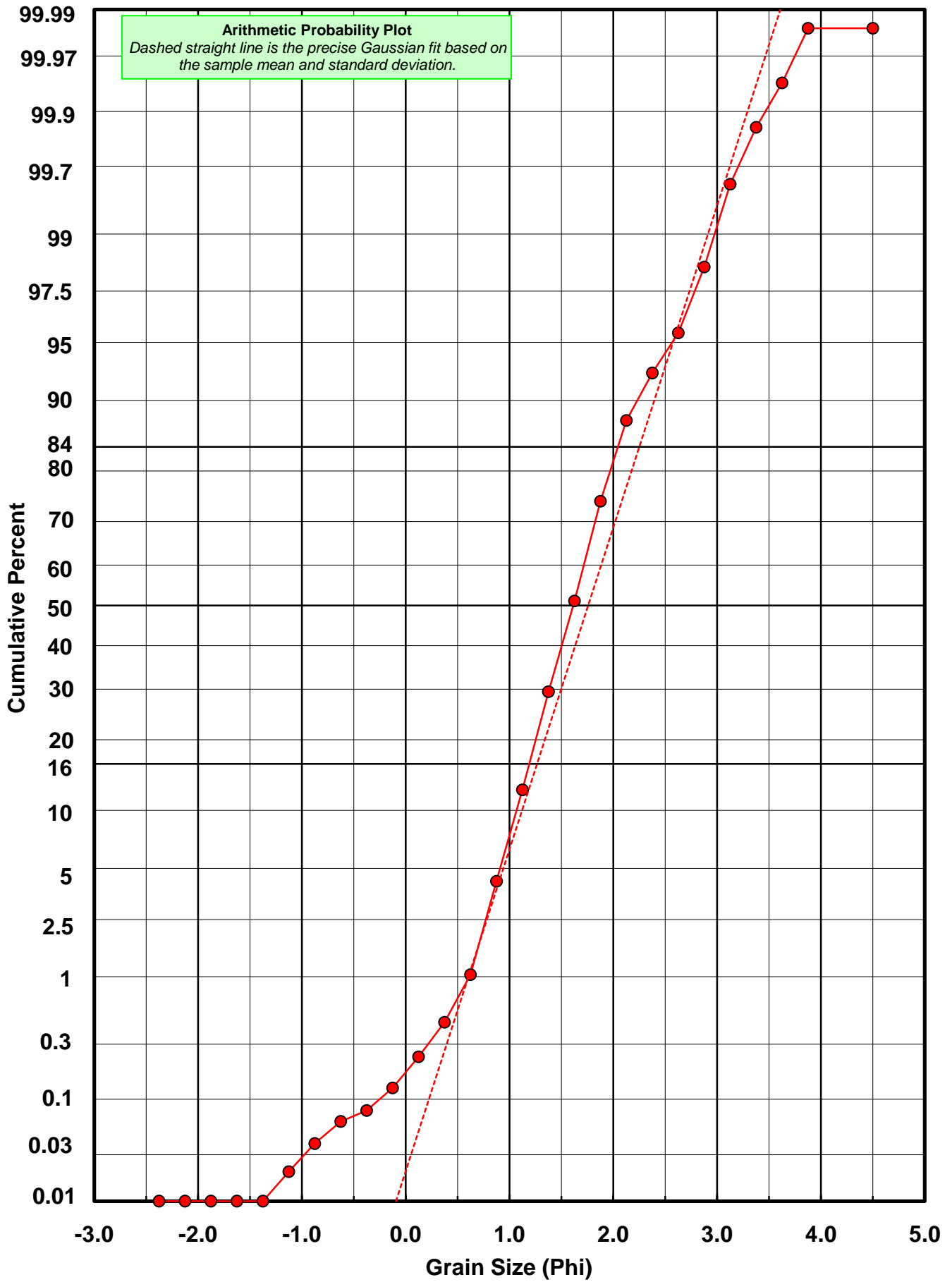
\* RARD = reciprocal absolute relative dispersion (see below)

Statistical Explanation
Calculations based on the Method of Moments
Skewness: 3rd Stand. Moment; Exact Gaussian = 0.0
Kurtosis: 4th Stand. Moment; Exact Gaussian = 3.0
For Further Explanation, See Basille et al. 2002
Millimeter data calculated by $mm = 2^{(-\phi)}$

Reciprocal Absolute Relative Dispersion (RARD) Scale	
< 0.5	Excellent homogeneity (e.g., beaches)
0.5 to 1.0	Good homogeneity
1.0 to 1.33	Fair homogeneity
> 1.33	Poor homogeneity (e.g., glacial)



# BV-57-BB



# Carbonate Grain Size Distribution

Onshore Grab Sample

Sample: BV-57-BB

Total Carbonate Mass: 7.135 grams

% Carbonate: 14.1 %

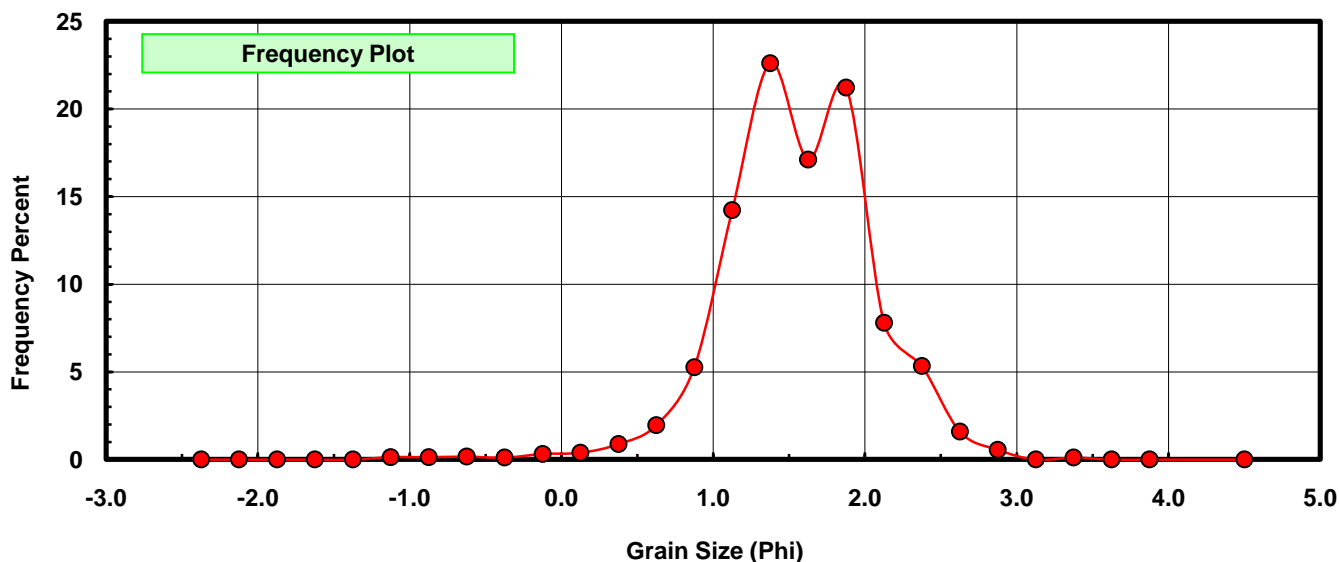
Sieve Size (phi)	Sieve Midpt (phi)	Weight (grams)	Freq Weight %	Cumulative Weight %
-2.25	-2.375	0.000	0.000	0.000
-2.00	-2.125	0.000	0.000	0.000
-1.75	-1.875	0.000	0.000	0.000
-1.50	-1.625	0.000	0.000	0.000
-1.25	-1.375	0.000	0.000	0.000
-1.00	-1.125	0.010	0.140	0.140
-0.75	-0.875	0.010	0.140	0.280
-0.50	-0.625	0.012	0.168	0.448
-0.25	-0.375	0.008	0.112	0.561
0.00	-0.125	0.023	0.322	0.883
0.25	0.125	0.028	0.392	1.275
0.50	0.375	0.063	0.883	2.158
0.75	0.625	0.140	1.962	4.121
1.00	0.875	0.376	5.270	9.390
1.25	1.125	1.016	14.240	23.630
1.50	1.375	1.613	22.607	46.237
1.75	1.625	1.222	17.127	63.364
2.00	1.875	1.514	21.219	84.583
2.25	2.125	0.557	7.807	92.390
2.50	2.375	0.381	5.340	97.730
2.75	2.625	0.114	1.598	99.327
3.00	2.875	0.040	0.561	99.888
3.25	3.125	0.000	0.000	99.888
3.50	3.375	0.008	0.112	100.000
3.75	3.625	0.000	0.000	100.000
4.00	3.875	0.000	0.000	100.000
5.00	4.500	0.000	0.000	100.000

Statistical Results			
Mean:	1.5593	phi	(0.3393 mm)
Standard Dev:	0.5398	phi-units	(0.6879 mm)
Skewness:	-0.5318	dimensionless	
Kurtosis:	4.8097	dimensionless	
5th Moment:	-11.4380	dimensionless	
6th Moment:	62.0738	dimensionless	
RARD *	0.3462	dimensionless	
Median	1.4299	phi	(0.3711 mm)

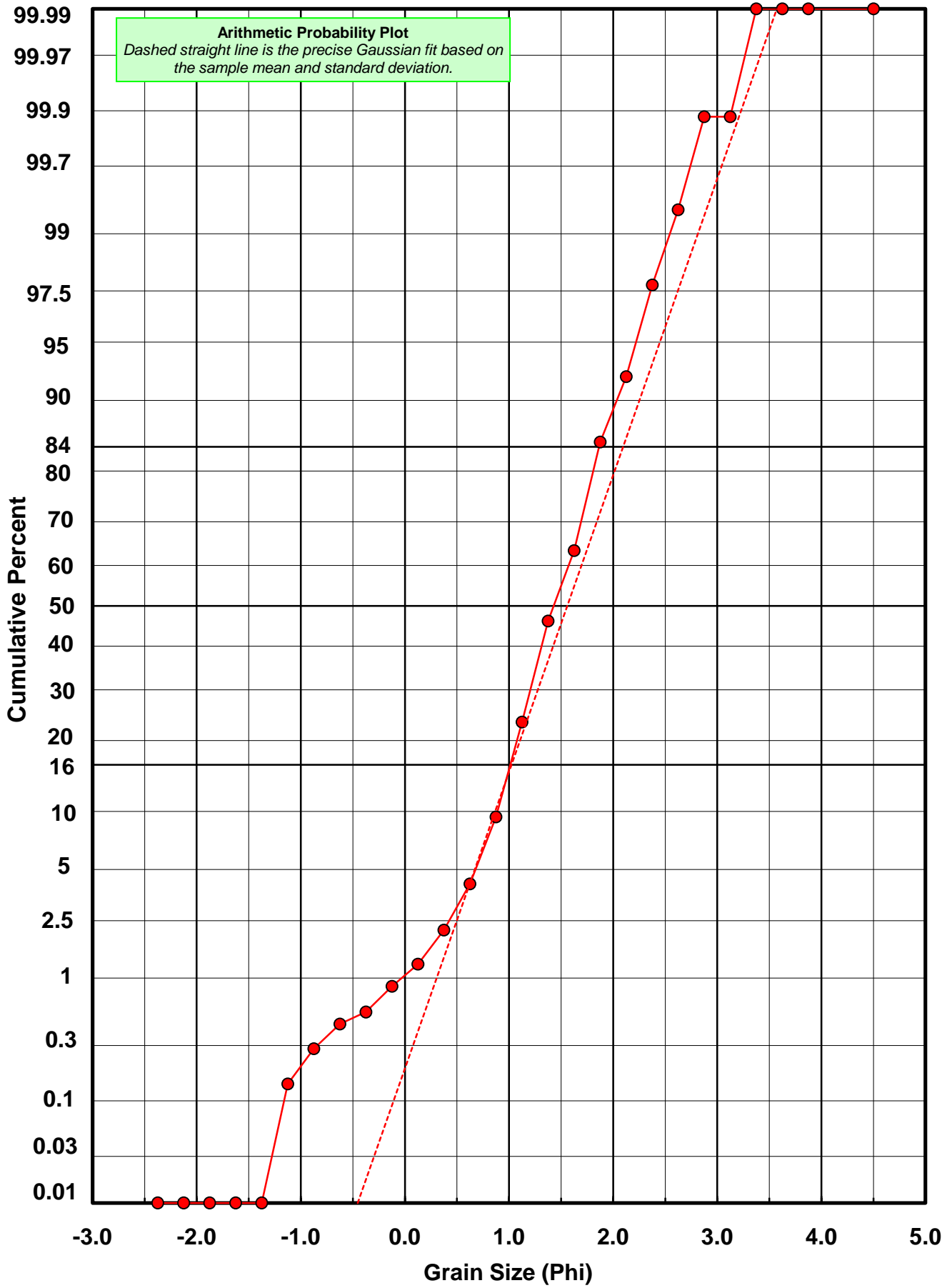
\* RARD = reciprocal absolute relative dispersion (see below)

Statistical Explanation	
Calculations based on the Method of Moments	
Skewness: 3rd Stand. Moment; Exact Gaussian = 0.0	
Kurtosis: 4th Stand. Moment; Exact Gaussian = 3.0	
For Further Explanation, See Basille et al. 2002	
Millimeter data calculated by $mm = 2^{(-phi)}$	

Reciprocal Absolute Relative Dispersion (RARD) Scale	
< 0.5	Excellent homogeneity (e.g., beaches)
0.5 to 1.0	Good homogeneity
1.0 to 1.33	Fair homogeneity
> 1.33	Poor homogeneity (e.g., glacial)



# BV-57-BB



# Post-Digestion Grain Size Distribution

Onshore Grab Sample

Sample: BV-57-BB

Total Digested Mass: 43.287 grams

% Silica: 85.9 %

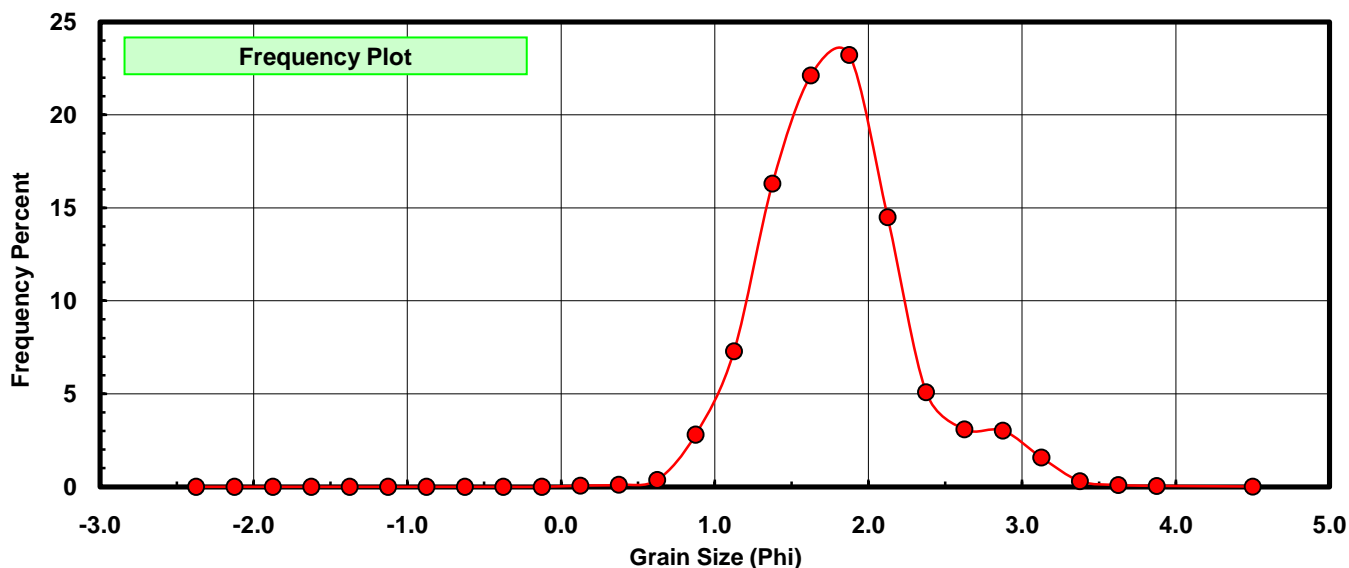
Sieve Size (phi)	Sieve Midpt (phi)	Weight (grams)	Freq Weight %	Cumulative Weight %
-2.25	-2.375	0.000	0.000	0.000
-2.00	-2.125	0.000	0.000	0.000
-1.75	-1.875	0.000	0.000	0.000
-1.50	-1.625	0.000	0.000	0.000
-1.25	-1.375	0.000	0.000	0.000
-1.00	-1.125	0.000	0.000	0.000
-0.75	-0.875	0.000	0.000	0.000
-0.50	-0.625	0.000	0.000	0.000
-0.25	-0.375	0.000	0.000	0.000
0.00	-0.125	0.000	0.000	0.000
0.25	0.125	0.026	0.060	0.060
0.50	0.375	0.048	0.111	0.171
0.75	0.625	0.161	0.372	0.543
1.00	0.875	1.214	2.805	3.347
1.25	1.125	3.155	7.289	10.636
1.50	1.375	7.054	16.296	26.932
1.75	1.625	9.572	22.113	49.045
2.00	1.875	10.051	23.219	72.264
2.25	2.125	6.273	14.492	86.756
2.50	2.375	2.202	5.087	91.843
2.75	2.625	1.335	3.084	94.927
3.00	2.875	1.310	3.026	97.953
3.25	3.125	0.682	1.576	99.529
3.50	3.375	0.133	0.307	99.836
3.75	3.625	0.042	0.097	99.933
4.00	3.875	0.022	0.051	99.984
5.00	4.500	0.007	0.016	100.000

Statistical Results			
Mean:	1.7907	phi	(0.289 mm)
Standard Dev:	0.4891	phi-units	(0.7125 mm)
Skewness:	0.5959	dimensionless	
Kurtosis:	3.9026	dimensionless	
5th Moment:	6.2676	dimensionless	
6th Moment:	29.6743	dimensionless	
RARD *	0.2731	dimensionless	
Median	1.6353	phi	(0.3219 mm)

\* RARD = reciprocal absolute relative dispersion (see below)

Statistical Explanation	
Calculations based on the Method of Moments	
Skewness: 3rd Stand. Moment; Exact Gaussian = 0.0	
Kurtosis: 4th Stand. Moment; Exact Gaussian = 3.0	
For Further Explanation, See Basille et al. 2002	
Millimeter data calculated by $mm = 2^{-(\phi)}$	

Reciprocal Absolute Relative Dispersion (RARD) Scale	
< 0.5	Excellent homogeneity (e.g., beaches)
0.5 to 1.0	Good homogeneity
1.0 to 1.33	Fair homogeneity
> 1.33	Poor homogeneity (e.g., glacial)



# BV-57-BB

