

Onshore Grab Sample

Sample: BV-55-BB
Sample Taken By: D. Phelps
Sample Collected On: 9/25/08
Splits? N/A

County: Brevard
Latitude: 28° 09' 2.6"
Longitude: 80° 34' 58.9"
Datum: WGS 84
Surf. Elev: N/A
Datum: N/A

Fine Data Summary

Total Sample Weight 46.669 grams
Total Fines in Sample 0.323 grams
Total Percent Fines 0.69 %

Dry Sieving Summary

Total Sample Weight 46.311 grams
Total Digested Weight 40.009 grams
Total Carbonate Weight 6.302 grams
Total Silica % 86.39 %
Total Carbonate % 13.61 %
Carbonate/Silica Ratio 0.158

General Comments:

None

Description

Worked By: M. Ladle

Pre-Digestion Grain Size Distribution

Onshore Grab Sample

Sample: BV-55-BB

Total Sample Mass: 46.311 grams

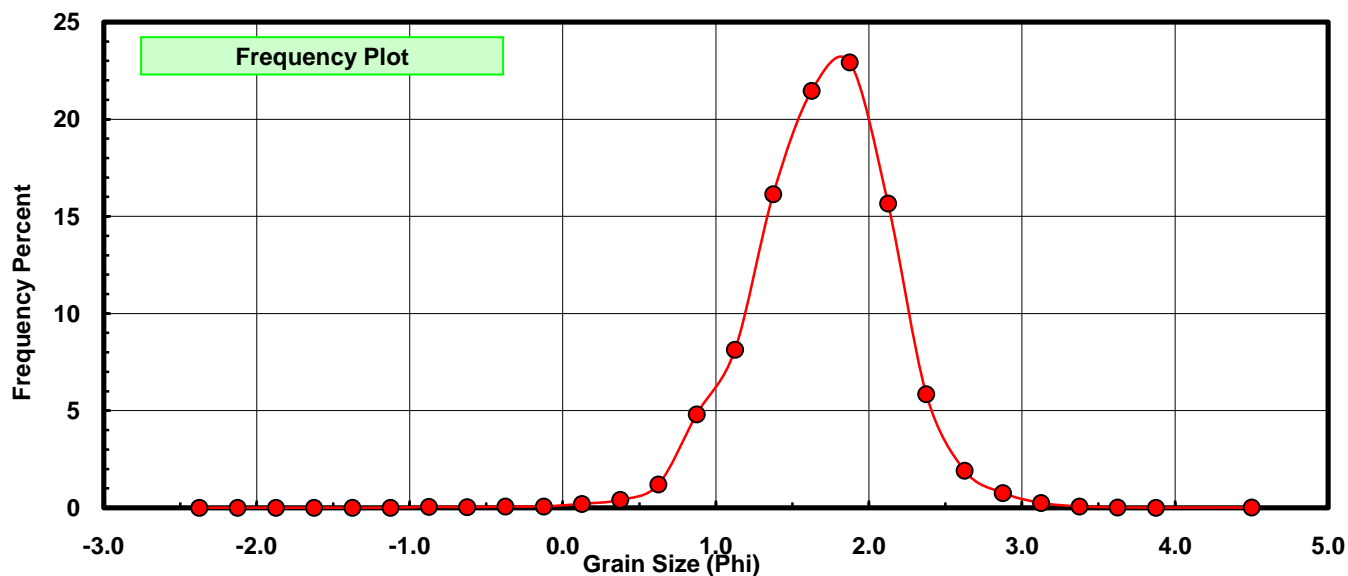
Sieve Size (phi)	Sieve Midpt (phi)	Weight (grams)	Freq Weight %	Cumulative Weight %
-2.25	-2.375	0.000	0.000	0.000
-2.00	-2.125	0.000	0.000	0.000
-1.75	-1.875	0.000	0.000	0.000
-1.50	-1.625	0.000	0.000	0.000
-1.25	-1.375	0.000	0.000	0.000
-1.00	-1.125	0.000	0.000	0.000
-0.75	-0.875	0.020	0.043	0.043
-0.50	-0.625	0.014	0.030	0.073
-0.25	-0.375	0.027	0.058	0.132
0.00	-0.125	0.030	0.065	0.196
0.25	0.125	0.093	0.201	0.397
0.50	0.375	0.187	0.404	0.801
0.75	0.625	0.557	1.203	2.004
1.00	0.875	2.230	4.815	6.819
1.25	1.125	3.765	8.130	14.949
1.50	1.375	7.475	16.141	31.090
1.75	1.625	9.935	21.453	52.543
2.00	1.875	10.617	22.925	75.468
2.25	2.125	7.252	15.659	91.127
2.50	2.375	2.705	5.841	96.968
2.75	2.625	0.887	1.915	98.884
3.00	2.875	0.353	0.762	99.646
3.25	3.125	0.115	0.248	99.894
3.50	3.375	0.031	0.067	99.961
3.75	3.625	0.010	0.022	99.983
4.00	3.875	0.003	0.006	99.989
5.00	4.50	0.005	0.011	100.000

Statistical Results			
Mean:	1.6976	phi	(0.3083 mm)
Standard Dev:	0.4641	phi-units	(0.7249 mm)
Skewness:	-0.2605	dimensionless	
Kurtosis:	4.2296	dimensionless	
5th Moment:	-4.2109	dimensionless	
6th Moment:	48.7022	dimensionless	
RARD *	0.2734	dimensionless	
Median	1.5954	phi	(0.3309 mm)

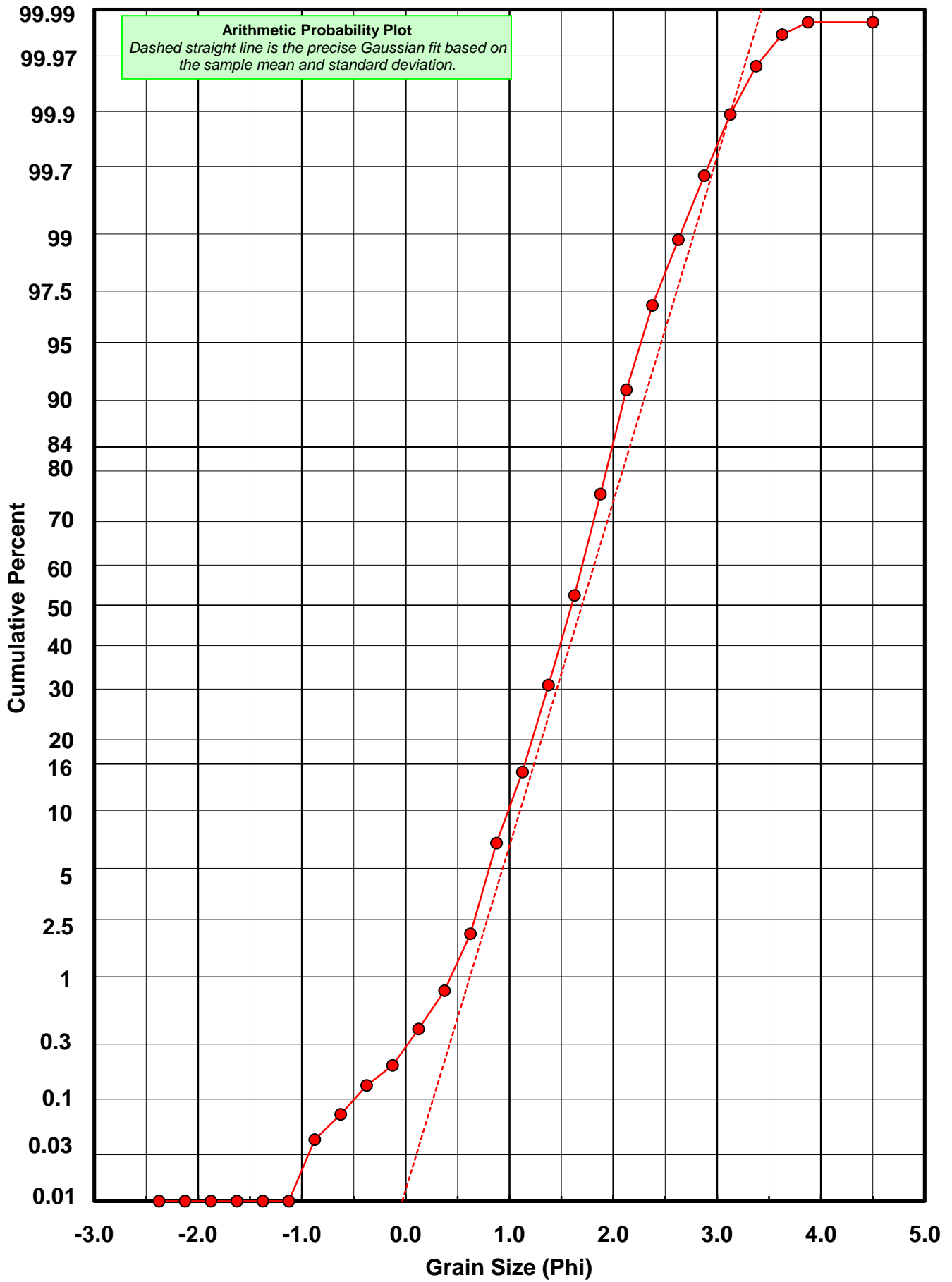
* RARD = reciprocal absolute relative dispersion (see below)

Statistical Explanation	
Calculations based on the Method of Moments	
Skewness: 3rd Stand. Moment; Exact Gaussian = 0.0	
Kurtosis: 4th Stand. Moment; Exact Gaussian = 3.0	
For Further Explanation, See Basille et al. 2002	
Millimeter data calculated by $mm = 2^{(-\phi)}$	

Reciprocal Absolute Relative Dispersion (RARD) Scale	
< 0.5	Excellent homogeneity (e.g., beaches)
0.5 to 1.0	Good homogeneity
1.0 to 1.33	Fair homogeneity
> 1.33	Poor homogeneity (e.g., glacial)



BV-55-BB



Carbonate Grain Size Distribution

Onshore Grab Sample

Sample: BV-55-BB

Total Carbonate Mass: 6.302 grams

% Carbonate: 13.6 %

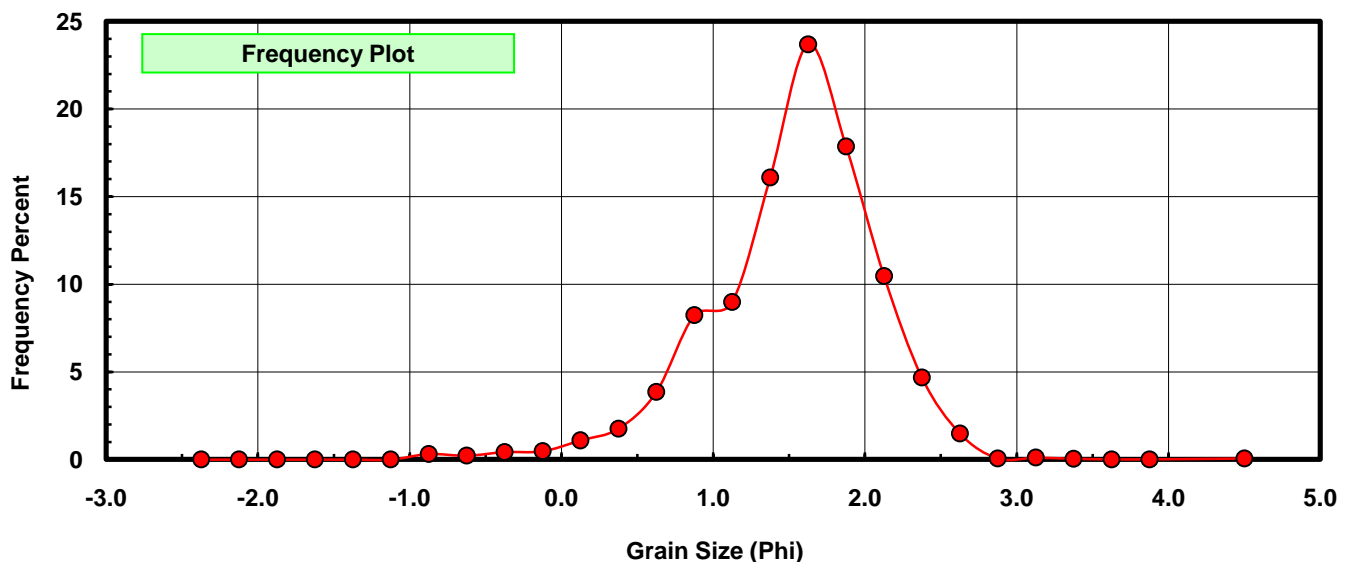
Sieve Size (phi)	Sieve Midpt (phi)	Weight (grams)	Freq Weight %	Cumulative Weight %
-2.25	-2.375	0.000	0.000	0.000
-2.00	-2.125	0.000	0.000	0.000
-1.75	-1.875	0.000	0.000	0.000
-1.50	-1.625	0.000	0.000	0.000
-1.25	-1.375	0.000	0.000	0.000
-1.00	-1.125	0.000	0.000	0.000
-0.75	-0.875	0.020	0.317	0.317
-0.50	-0.625	0.014	0.222	0.540
-0.25	-0.375	0.027	0.428	0.968
0.00	-0.125	0.030	0.476	1.444
0.25	0.125	0.069	1.095	2.539
0.50	0.375	0.111	1.761	4.300
0.75	0.625	0.243	3.856	8.156
1.00	0.875	0.519	8.235	16.392
1.25	1.125	0.567	8.997	25.389
1.50	1.375	1.014	16.090	41.479
1.75	1.625	1.493	23.691	65.170
2.00	1.875	1.126	17.867	83.037
2.25	2.125	0.660	10.473	93.510
2.50	2.375	0.295	4.681	98.191
2.75	2.625	0.094	1.492	99.683
3.00	2.875	0.004	0.063	99.746
3.25	3.125	0.007	0.111	99.857
3.50	3.375	0.003	0.048	99.905
3.75	3.625	0.001	0.016	99.921
4.00	3.875	0.001	0.016	99.937
5.00	4.500	0.004	0.063	100.000

Statistical Results			
Mean:	1.5240	phi	(0.3477 mm)
Standard Dev:	0.5589	phi-units	(0.6788 mm)
Skewness:	-0.6940	dimensionless	
Kurtosis:	5.0593	dimensionless	
5th Moment:	-7.3281	dimensionless	
6th Moment:	60.4268	dimensionless	
RARD *	0.3668	dimensionless	
Median	1.4649	phi	(0.3623 mm)

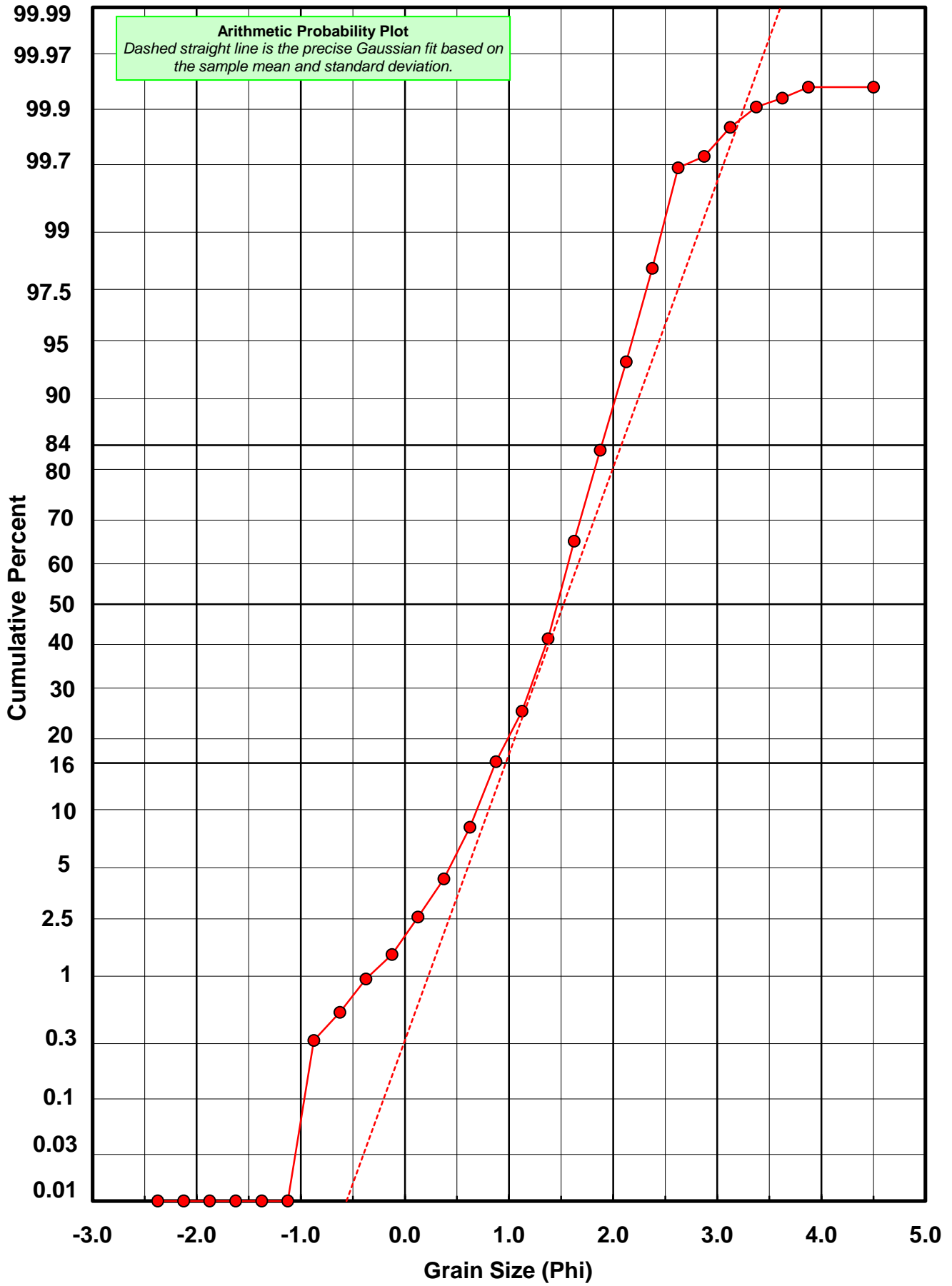
* RARD = reciprocal absolute relative dispersion (see below)

Statistical Explanation	
Calculations based on the Method of Moments	
Skewness: 3rd Stand. Moment; Exact Gaussian = 0.0	
Kurtosis: 4th Stand. Moment; Exact Gaussian = 3.0	
For Further Explanation, See Basille et al. 2002	
Millimeter data calculated by $mm = 2^{(-phi)}$	

Reciprocal Absolute Relative Dispersion (RARD) Scale	
< 0.5	Excellent homogeneity (e.g., beaches)
0.5 to 1.0	Good homogeneity
1.0 to 1.33	Fair homogeneity
> 1.33	Poor homogeneity (e.g., glacial)



BV-55-BB



Post-Digestion Grain Size Distribution

Onshore Grab Sample

Sample: BV-55-BB

Total Digested Mass: 40.009 grams

% Silica: 86.4 %

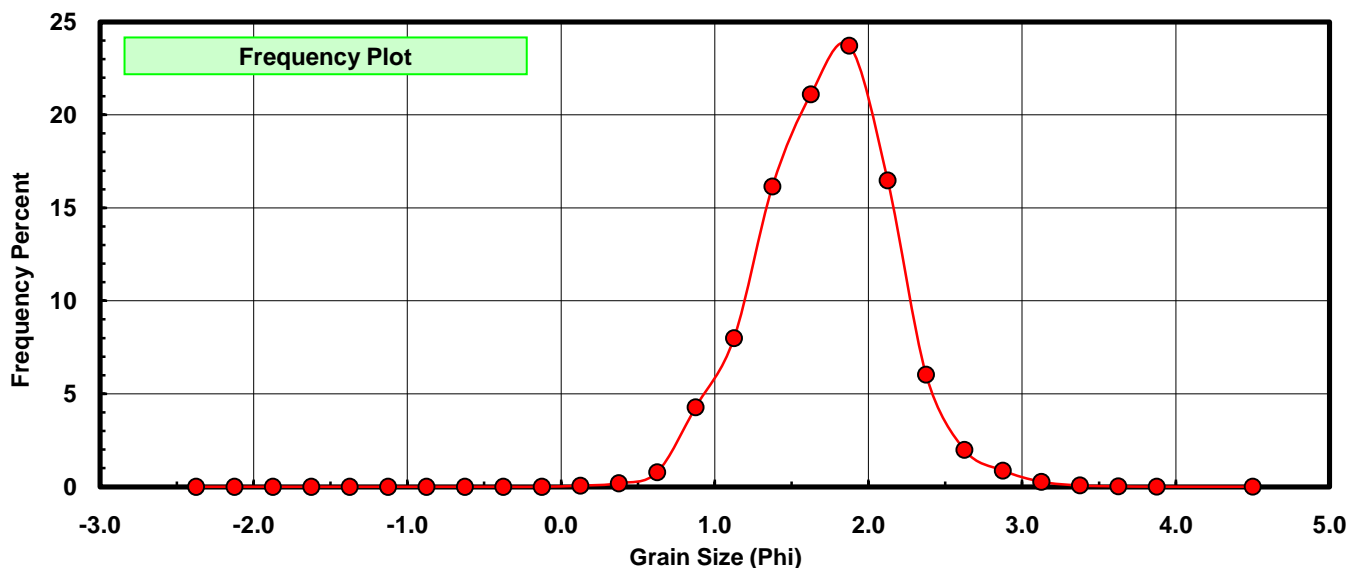
Sieve Size (phi)	Sieve Midpt (phi)	Weight (grams)	Freq Weight %	Cumulative Weight %
-2.25	-2.375	0.000	0.000	0.000
-2.00	-2.125	0.000	0.000	0.000
-1.75	-1.875	0.000	0.000	0.000
-1.50	-1.625	0.000	0.000	0.000
-1.25	-1.375	0.000	0.000	0.000
-1.00	-1.125	0.000	0.000	0.000
-0.75	-0.875	0.000	0.000	0.000
-0.50	-0.625	0.000	0.000	0.000
-0.25	-0.375	0.000	0.000	0.000
0.00	-0.125	0.000	0.000	0.000
0.25	0.125	0.024	0.060	0.060
0.50	0.375	0.076	0.190	0.250
0.75	0.625	0.314	0.785	1.035
1.00	0.875	1.711	4.277	5.311
1.25	1.125	3.198	7.993	13.305
1.50	1.375	6.461	16.149	29.453
1.75	1.625	8.442	21.100	50.554
2.00	1.875	9.491	23.722	74.276
2.25	2.125	6.592	16.476	90.752
2.50	2.375	2.410	6.024	96.776
2.75	2.625	0.793	1.982	98.758
3.00	2.875	0.349	0.872	99.630
3.25	3.125	0.108	0.270	99.900
3.50	3.375	0.028	0.070	99.970
3.75	3.625	0.009	0.022	99.993
4.00	3.875	0.002	0.005	99.998
5.00	4.500	0.001	0.002	100.000

Statistical Results			
Mean:	1.7250	phi	(0.3025 mm)
Standard Dev:	0.4405	phi-units	(0.7369 mm)
Skewness:	0.0061	dimensionless	
Kurtosis:	3.3014	dimensionless	
5th Moment:	1.2073	dimensionless	
6th Moment:	21.4560	dimensionless	
RARD *	0.2554	dimensionless	
Median	1.6184	phi	(0.3257 mm)

* RARD = reciprocal absolute relative dispersion (see below)

Statistical Explanation	
Calculations based on the Method of Moments	
Skewness: 3rd Stand. Moment; Exact Gaussian = 0.0	
Kurtosis: 4th Stand. Moment; Exact Gaussian = 3.0	
For Further Explanation, See Basille et al. 2002	
Millimeter data calculated by $mm = 2^{(-\phi)}$	

Reciprocal Absolute Relative Dispersion (RARD) Scale	
< 0.5	Excellent homogeneity (e.g., beaches)
0.5 to 1.0	Good homogeneity
1.0 to 1.33	Fair homogeneity
> 1.33	Poor homogeneity (e.g., glacial)



BV-55-BB

