

Onshore Grab Sample

Sample: BV-52
Sample Taken By: D. Phelps
Sample Collected On: 9/25/08
Splits? N/A

County: Brevard
Latitude: 28° 11' 18.5"
Longitude: 80° 35' 33.9"
Datum: WGS 84
Surf. Elev: N/A
Datum: N/A

Fine Data Summary

Total Sample Weight 52.759 grams
Total Fines in Sample 0.134 grams
Total Percent Fines 0.25 %

Dry Sieving Summary

Total Sample Weight 52.574 grams
Total Digested Weight 44.252 grams
Total Carbonate Weight 8.322 grams
Total Silica % 84.17 %
Total Carbonate % 15.83 %
Carbonate/Silica Ratio 0.188

General Comments:

None

Description

Worked By: M. Ladle

Pre-Digestion Grain Size Distribution

Onshore Grab Sample

Sample: BV-52

Total Sample Mass: 52.574 grams

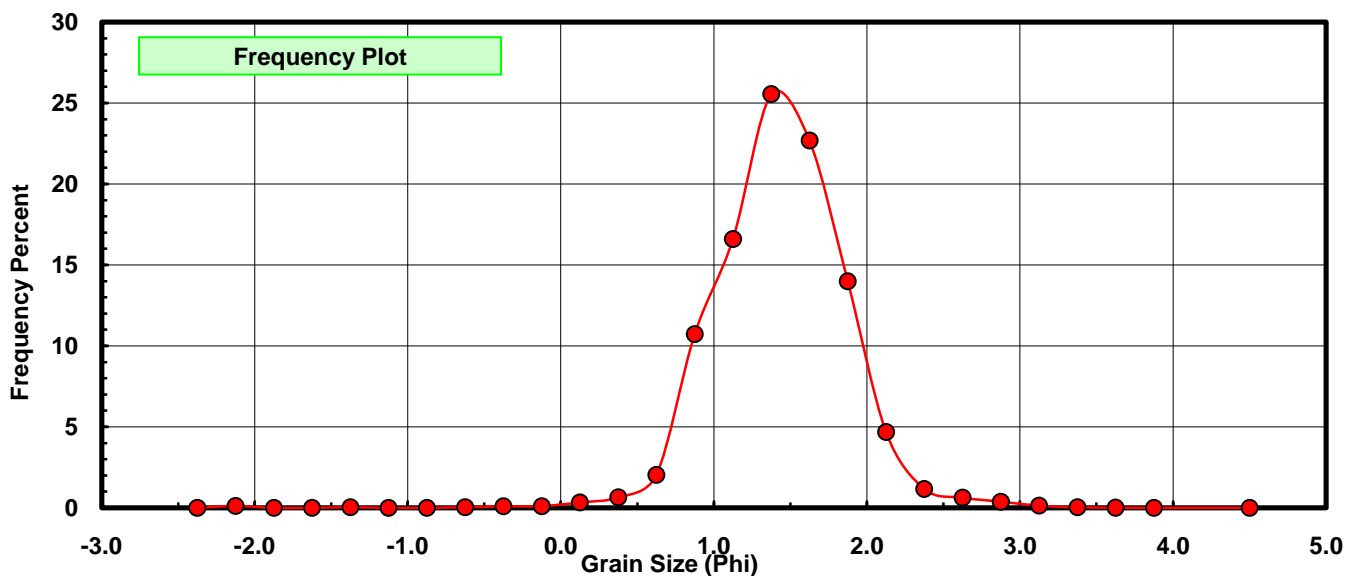
Sieve Size (phi)	Sieve Midpt (phi)	Weight (grams)	Freq Weight %	Cumulative Weight %
-2.25	-2.375	0.000	0.000	0.000
-2.00	-2.125	0.060	0.114	0.114
-1.75	-1.875	0.000	0.000	0.114
-1.50	-1.625	0.000	0.000	0.114
-1.25	-1.375	0.019	0.036	0.150
-1.00	-1.125	0.000	0.000	0.150
-0.75	-0.875	0.000	0.000	0.150
-0.50	-0.625	0.021	0.040	0.190
-0.25	-0.375	0.049	0.093	0.283
0.00	-0.125	0.056	0.107	0.390
0.25	0.125	0.175	0.333	0.723
0.50	0.375	0.340	0.647	1.369
0.75	0.625	1.070	2.035	3.405
1.00	0.875	5.639	10.726	14.131
1.25	1.125	8.732	16.609	30.740
1.50	1.375	13.431	25.547	56.286
1.75	1.625	11.924	22.680	78.967
2.00	1.875	7.356	13.992	92.958
2.25	2.125	2.460	4.679	97.638
2.50	2.375	0.615	1.170	98.807
2.75	2.625	0.331	0.630	99.437
3.00	2.875	0.201	0.382	99.819
3.25	3.125	0.070	0.133	99.952
3.50	3.375	0.018	0.034	99.987
3.75	3.625	0.005	0.010	99.996
4.00	3.875	0.001	0.002	99.998
5.00	4.50	0.001	0.002	100.000

Statistical Results			
Mean:	1.4353	phi	(0.3698 mm)
Standard Dev:	0.4425	phi-units	(0.7359 mm)
Skewness:	-0.6032	dimensionless	
Kurtosis:	9.1153	dimensionless	
5th Moment:	-41.9353	dimensionless	
6th Moment:	375.0623	dimensionless	
RARD *	0.3083	dimensionless	
Median	1.3135	phi	(0.4023 mm)

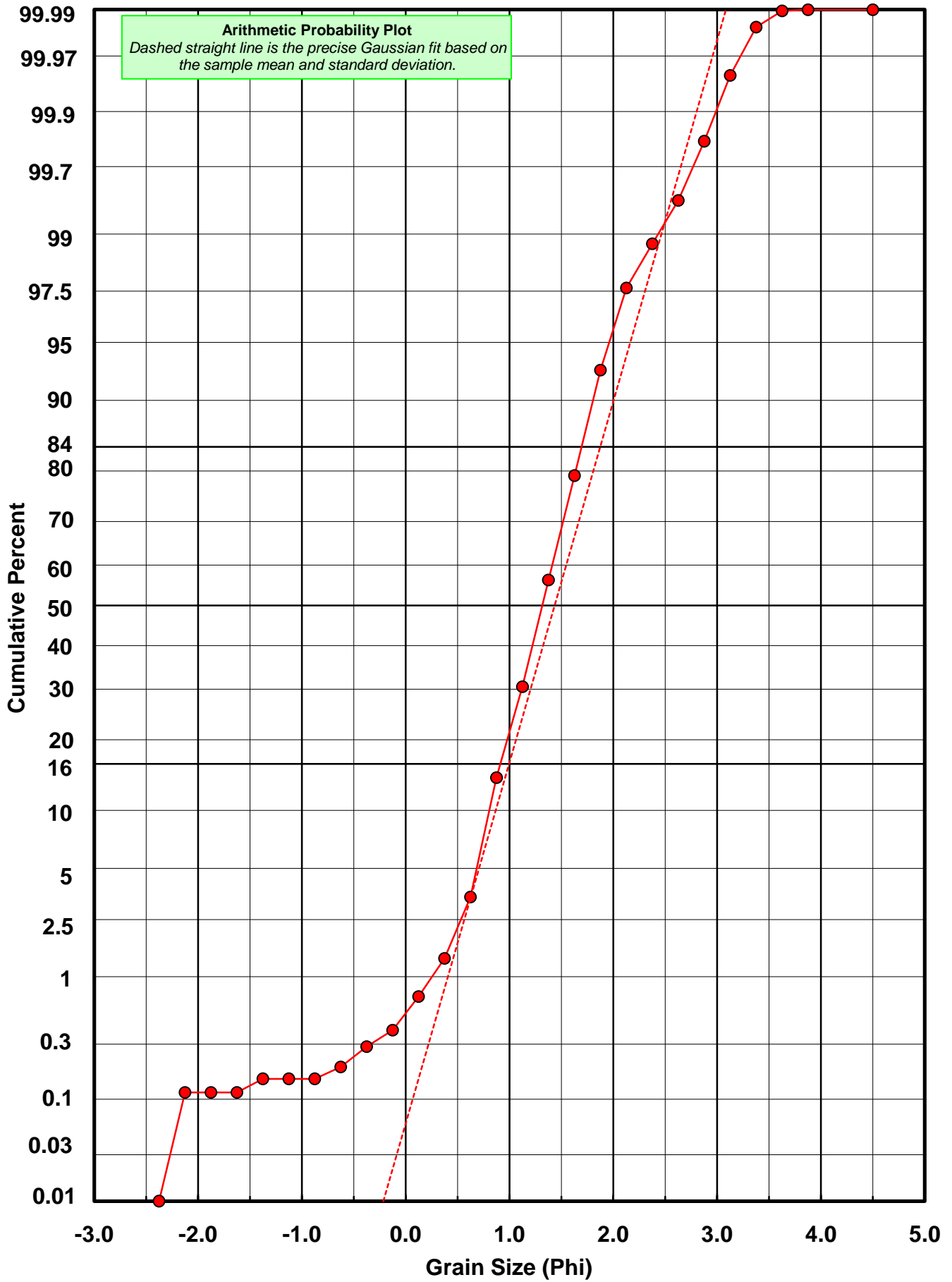
* RARD = reciprocal absolute relative dispersion (see below)

Statistical Explanation
Calculations based on the Method of Moments
Skewness: 3rd Stand. Moment; Exact Gaussian = 0.0
Kurtosis: 4th Stand. Moment; Exact Gaussian = 3.0
For Further Explanation, See Basille et al. 2002
Millimeter data calculated by $mm = 2^{(-\phi)}$

Reciprocal Absolute Relative Dispersion (RARD) Scale	
< 0.5	Excellent homogeneity (e.g., beaches)
0.5 to 1.0	Good homogeneity
1.0 to 1.33	Fair homogeneity
> 1.33	Poor homogeneity (e.g., glacial)



BV-52



Carbonate Grain Size Distribution

Onshore Grab Sample

Sample: BV-52

Total Carbonate Mass: 8.330 grams

% Carbonate: 15.8 %

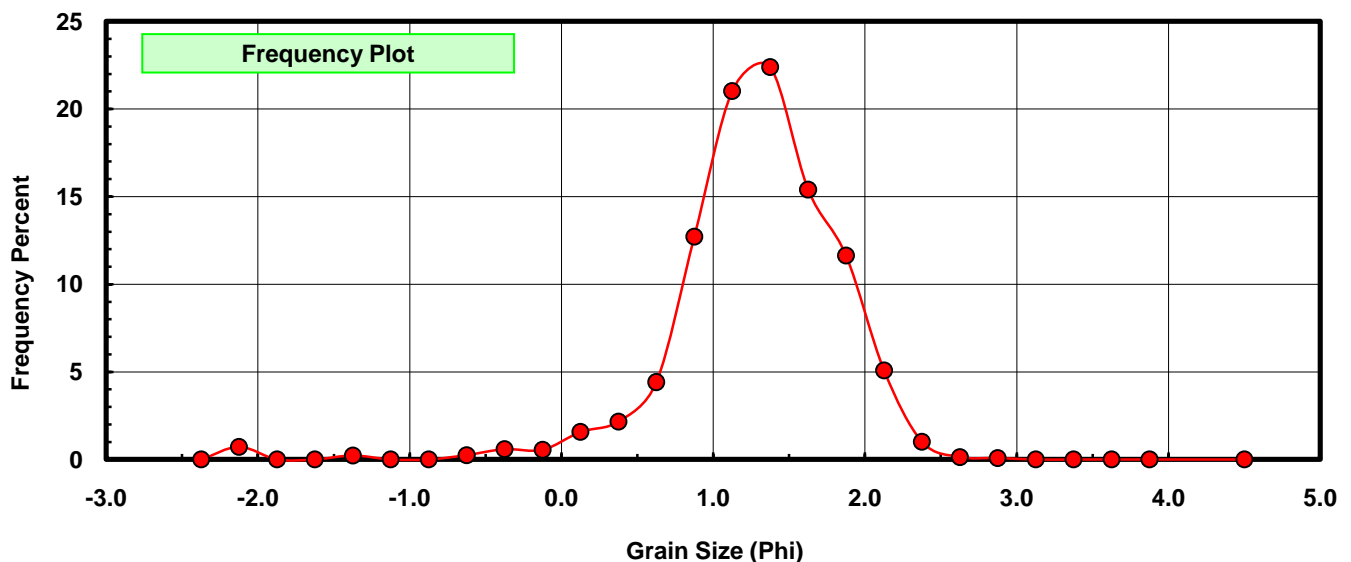
Sieve Size (phi)	Sieve Midpt (phi)	Weight (grams)	Freq Weight %	Cumulative Weight %
-2.25	-2.375	0.000	0.000	0.000
-2.00	-2.125	0.060	0.720	0.720
-1.75	-1.875	0.000	0.000	0.720
-1.50	-1.625	0.000	0.000	0.720
-1.25	-1.375	0.019	0.228	0.948
-1.00	-1.125	0.000	0.000	0.948
-0.75	-0.875	0.000	0.000	0.948
-0.50	-0.625	0.021	0.252	1.200
-0.25	-0.375	0.049	0.588	1.789
0.00	-0.125	0.046	0.552	2.341
0.25	0.125	0.131	1.573	3.914
0.50	0.375	0.180	2.161	6.074
0.75	0.625	0.368	4.418	10.492
1.00	0.875	1.059	12.713	23.205
1.25	1.125	1.752	21.032	44.238
1.50	1.375	1.865	22.389	66.627
1.75	1.625	1.283	15.402	82.029
2.00	1.875	0.969	11.633	93.661
2.25	2.125	0.424	5.090	98.752
2.50	2.375	0.085	1.020	99.772
2.75	2.625	0.012	0.144	99.916
3.00	2.875	0.007	0.084	100.000
3.25	3.125	0.000	0.000	100.000
3.50	3.375	0.000	0.000	100.000
3.75	3.625	0.000	0.000	100.000
4.00	3.875	0.000	0.000	100.000
5.00	4.500	0.000	0.000	100.000

Statistical Results			
Mean:	1.2775	phi	(0.4125 mm)
Standard Dev:	0.6162	phi-units	(0.6524 mm)
Skewness:	-1.7666	dimensionless	
Kurtosis:	10.2333	dimensionless	
5th Moment:	-47.8021	dimensionless	
6th Moment:	256.7159	dimensionless	
RARD *	0.4824	dimensionless	
Median	1.1893	phi	(0.4385 mm)

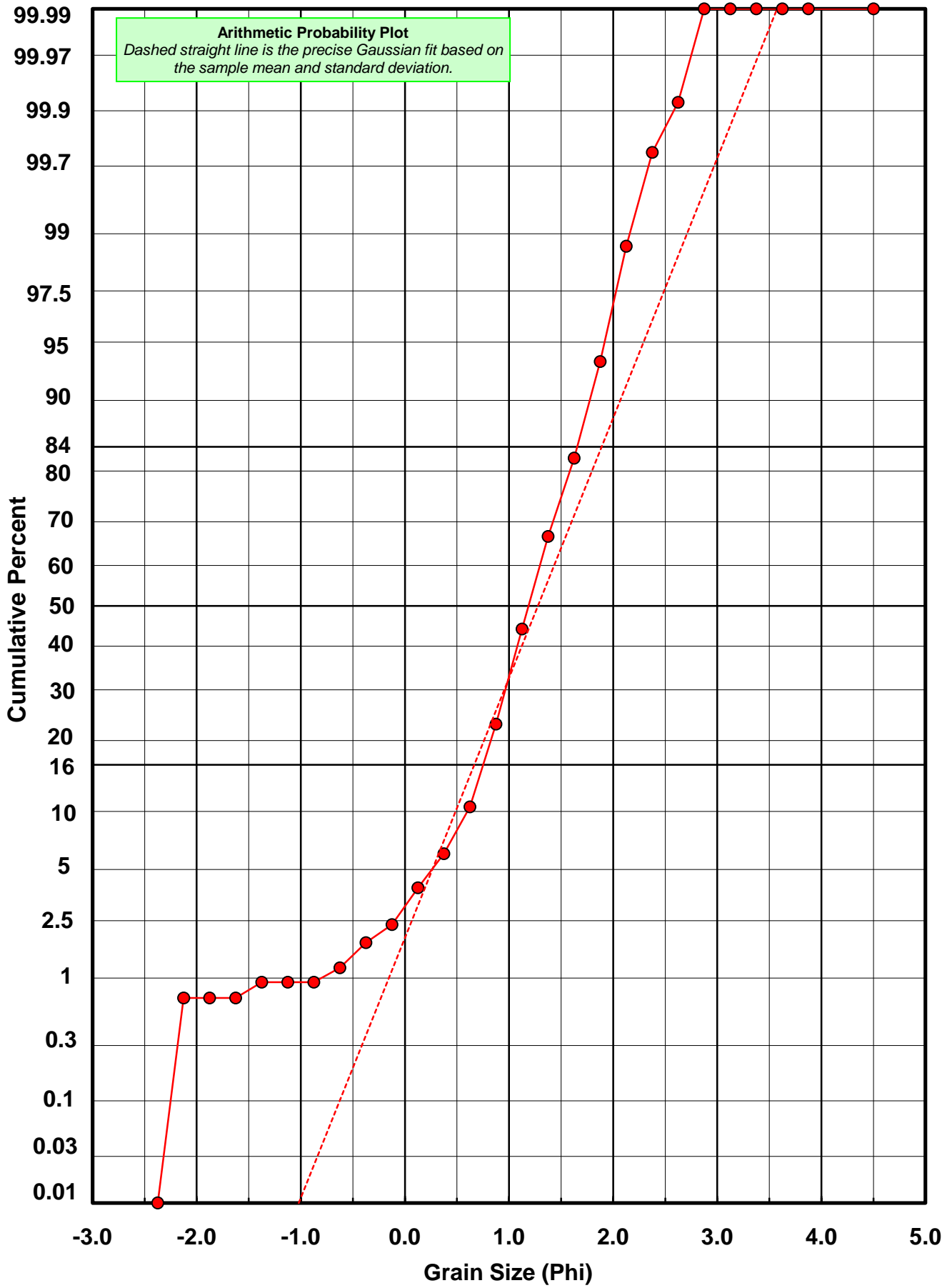
* RARD = reciprocal absolute relative dispersion (see below)

Statistical Explanation	
Calculations based on the Method of Moments	
Skewness: 3rd Stand. Moment; Exact Gaussian = 0.0	
Kurtosis: 4th Stand. Moment; Exact Gaussian = 3.0	
For Further Explanation, See Basille et al. 2002	
Millimeter data calculated by $mm = 2^{(-\phi)}$	

Reciprocal Absolute Relative Dispersion (RARD) Scale	
< 0.5	Excellent homogeneity (e.g., beaches)
0.5 to 1.0	Good homogeneity
1.0 to 1.33	Fair homogeneity
> 1.33	Poor homogeneity (e.g., glacial)



BV-52



Post-Digestion Grain Size Distribution

Onshore Grab Sample

Sample: BV-52

Total Digested Mass: 44.252 grams

% Silica: 84.2 %

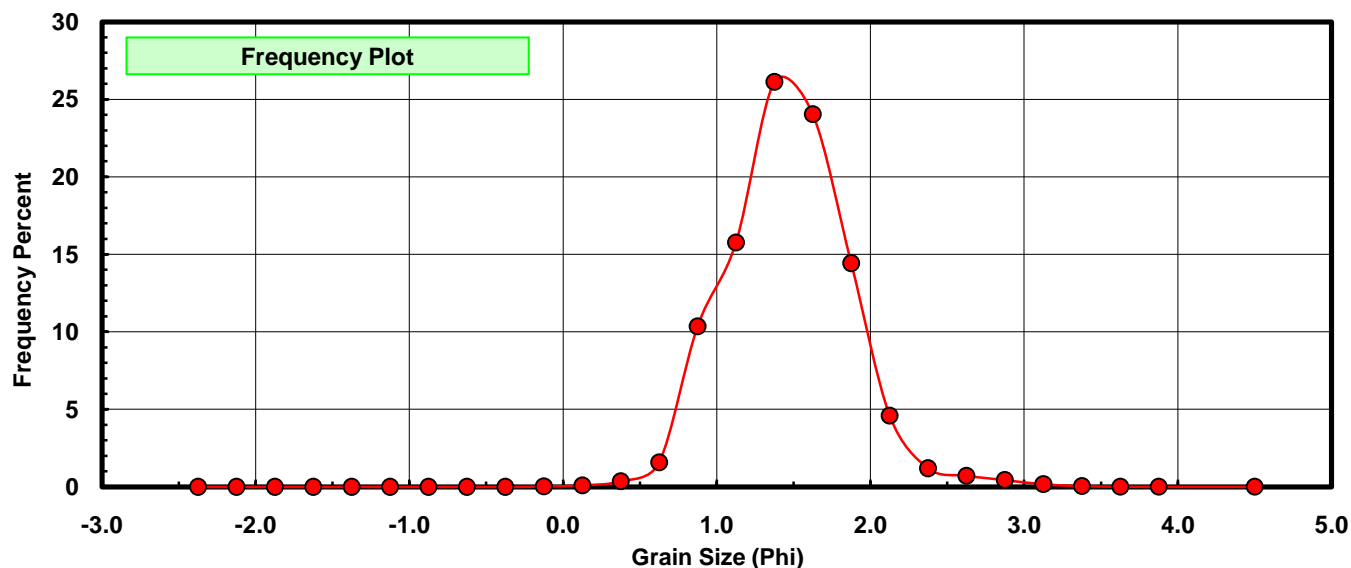
Sieve Size (phi)	Sieve Midpt (phi)	Weight (grams)	Freq Weight %	Cumulative Weight %
-2.25	-2.375	0.000	0.000	0.000
-2.00	-2.125	0.000	0.000	0.000
-1.75	-1.875	0.000	0.000	0.000
-1.50	-1.625	0.000	0.000	0.000
-1.25	-1.375	0.000	0.000	0.000
-1.00	-1.125	0.000	0.000	0.000
-0.75	-0.875	0.000	0.000	0.000
-0.50	-0.625	0.000	0.000	0.000
-0.25	-0.375	0.000	0.000	0.000
0.00	-0.125	0.010	0.023	0.023
0.25	0.125	0.044	0.099	0.122
0.50	0.375	0.160	0.362	0.484
0.75	0.625	0.702	1.586	2.070
1.00	0.875	4.580	10.350	12.420
1.25	1.125	6.980	15.773	28.193
1.50	1.375	11.566	26.137	54.330
1.75	1.625	10.641	24.046	78.376
2.00	1.875	6.387	14.433	92.809
2.25	2.125	2.036	4.601	97.410
2.50	2.375	0.530	1.198	98.608
2.75	2.625	0.319	0.721	99.329
3.00	2.875	0.194	0.438	99.767
3.25	3.125	0.074	0.167	99.934
3.50	3.375	0.021	0.047	99.982
3.75	3.625	0.005	0.011	99.993
4.00	3.875	0.002	0.005	99.998
5.00	4.500	0.001	0.002	100.000

Statistical Results			
Mean:	1.4654	phi	(0.3621 mm)
Standard Dev:	0.4050	phi-units	(0.7552 mm)
Skewness:	0.3829	dimensionless	
Kurtosis:	4.1338	dimensionless	
5th Moment:	7.0697	dimensionless	
6th Moment:	42.8169	dimensionless	
RARD *	0.2764	dimensionless	
Median	1.3336	phi	(0.3968 mm)

* RARD = reciprocal absolute relative dispersion (see below)

Statistical Explanation	
Calculations based on the Method of Moments	
Skewness: 3rd Stand. Moment; Exact Gaussian = 0.0	
Kurtosis: 4th Stand. Moment; Exact Gaussian = 3.0	
For Further Explanation, See Basille et al. 2002	
Millimeter data calculated by $mm = 2^{(-\phi)}$	

Reciprocal Absolute Relative Dispersion (RARD) Scale	
< 0.5	Excellent homogeneity (e.g., beaches)
0.5 to 1.0	Good homogeneity
1.0 to 1.33	Fair homogeneity
> 1.33	Poor homogeneity (e.g., glacial)



BV-52

