

**Onshore Grab Sample**

**Sample:** BV-51-BB  
**Sample Taken By:** D. Phelps  
**Sample Collected On:** 9/25/08  
**Splits?** N/A

**County:** Brevard  
**Latitude:** 28° 12' 1.7"  
**Longitude:** 80° 35' 42.5"  
**Datum:** WGS 84  
**Surf. Elev:** N/A  
**Datum:** N/A

**Fine Data Summary**

Total Sample Weight 50.839 grams  
Total Fines in Sample 0.208 grams  
Total Percent Fines 0.41 %

**Dry Sieving Summary**

Total Sample Weight 50.611 grams  
Total Digested Weight 34.735 grams  
Total Carbonate Weight 15.876 grams  
Total Silica % 68.63 %  
Total Carbonate % 31.37 %  
Carbonate/Silica Ratio 0.457

**General Comments:**

None

**Description**

Worked By: M. Ladle

# Pre-Digestion Grain Size Distribution

Onshore Grab Sample

Sample: BV-51-BB

Total Sample Mass: 50.611 grams

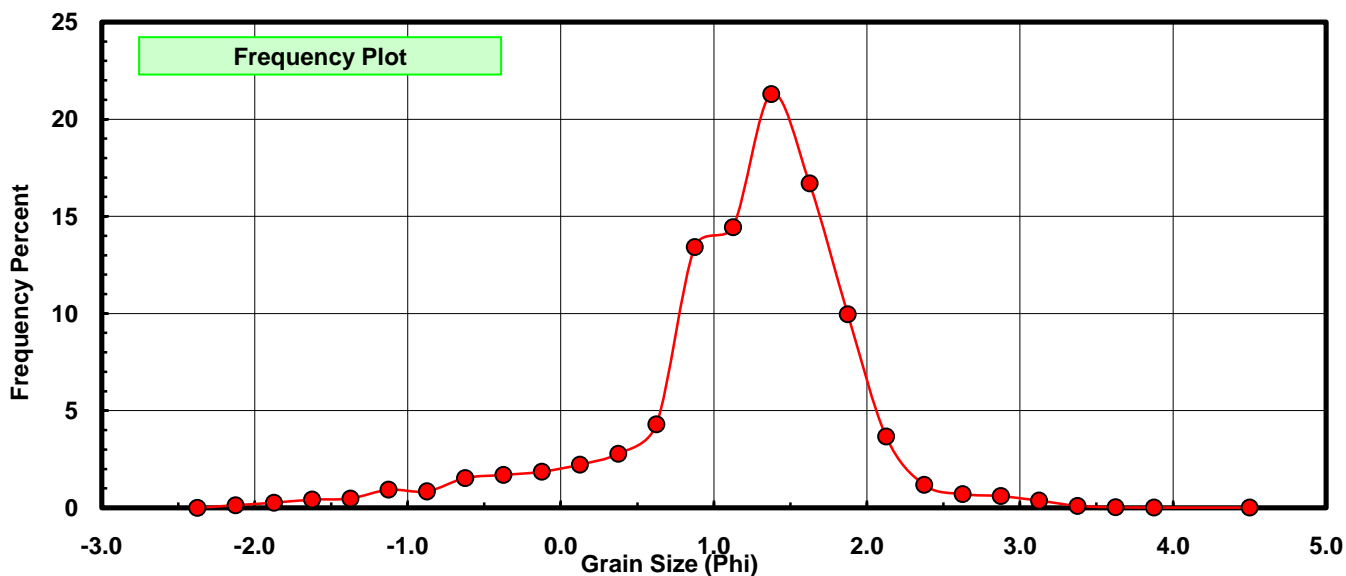
Sieve Size (phi)	Sieve Midpt (phi)	Weight (grams)	Freq Weight %	Cumulative Weight %
-2.25	-2.375	0.000	0.000	0.000
-2.00	-2.125	0.068	0.134	0.134
-1.75	-1.875	0.133	0.263	0.397
-1.50	-1.625	0.213	0.421	0.818
-1.25	-1.375	0.243	0.480	1.298
-1.00	-1.125	0.471	0.931	2.229
-0.75	-0.875	0.429	0.848	3.076
-0.50	-0.625	0.775	1.531	4.608
-0.25	-0.375	0.856	1.691	6.299
0.00	-0.125	0.939	1.855	8.154
0.25	0.125	1.127	2.227	10.381
0.50	0.375	1.411	2.788	13.169
0.75	0.625	2.177	4.301	17.471
1.00	0.875	6.790	13.416	30.887
1.25	1.125	7.313	14.449	45.336
1.50	1.375	10.780	21.300	66.636
1.75	1.625	8.452	16.700	83.336
2.00	1.875	5.046	9.970	93.306
2.25	2.125	1.862	3.679	96.985
2.50	2.375	0.597	1.180	98.164
2.75	2.625	0.357	0.705	98.870
3.00	2.875	0.305	0.603	99.472
3.25	3.125	0.187	0.369	99.842
3.50	3.375	0.052	0.103	99.945
3.75	3.625	0.015	0.030	99.974
4.00	3.875	0.007	0.014	99.988
5.00	4.50	0.006	0.012	100.000

Statistical Results			
Mean:	1.1731	phi	(0.4435 mm)
Standard Dev:	0.7654	phi-units	(0.5883 mm)
Skewness:	-1.1778	dimensionless	
Kurtosis:	5.6064	dimensionless	
5th Moment:	-13.3519	dimensionless	
6th Moment:	55.4552	dimensionless	
RARD *	0.6525	dimensionless	
Median	1.1797	phi	(0.4414 mm)

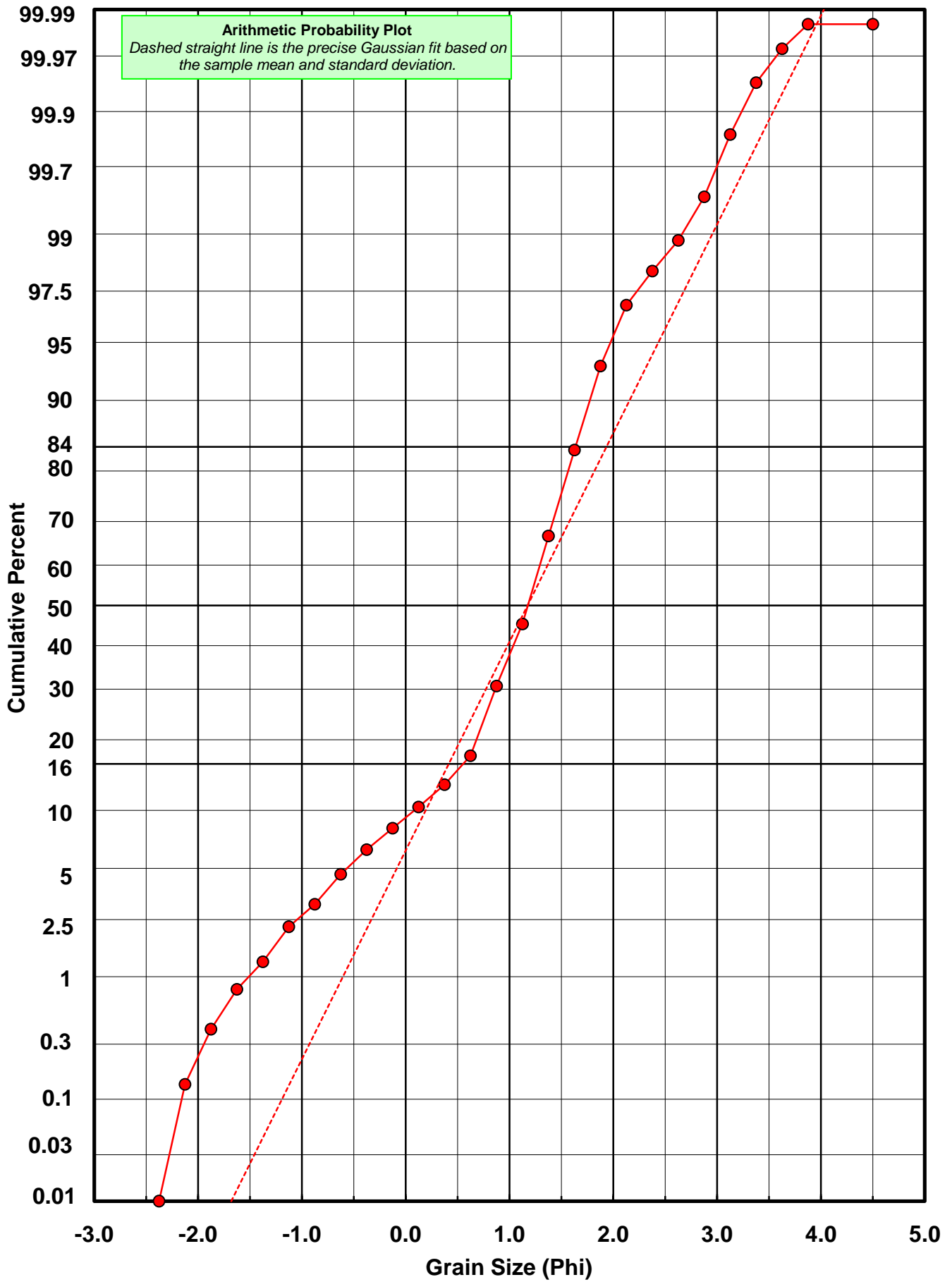
\* RARD = reciprocal absolute relative dispersion (see below)

Statistical Explanation	
Calculations based on the Method of Moments	
Skewness: 3rd Stand. Moment; Exact Gaussian = 0.0	
Kurtosis: 4th Stand. Moment; Exact Gaussian = 3.0	
For Further Explanation, See Basille et al. 2002	
Millimeter data calculated by $mm = 2^{(-\phi)}$	

Reciprocal Absolute Relative Dispersion (RARD) Scale	
< 0.5	Excellent homogeneity (e.g., beaches)
0.5 to 1.0	Good homogeneity
1.0 to 1.33	Fair homogeneity
> 1.33	Poor homogeneity (e.g., glacial)



# BV-51-BB



# Carbonate Grain Size Distribution

Onshore Grab Sample

Sample: BV-51-BB

Total Carbonate Mass: 15.889 grams

% Carbonate: 31.4 %

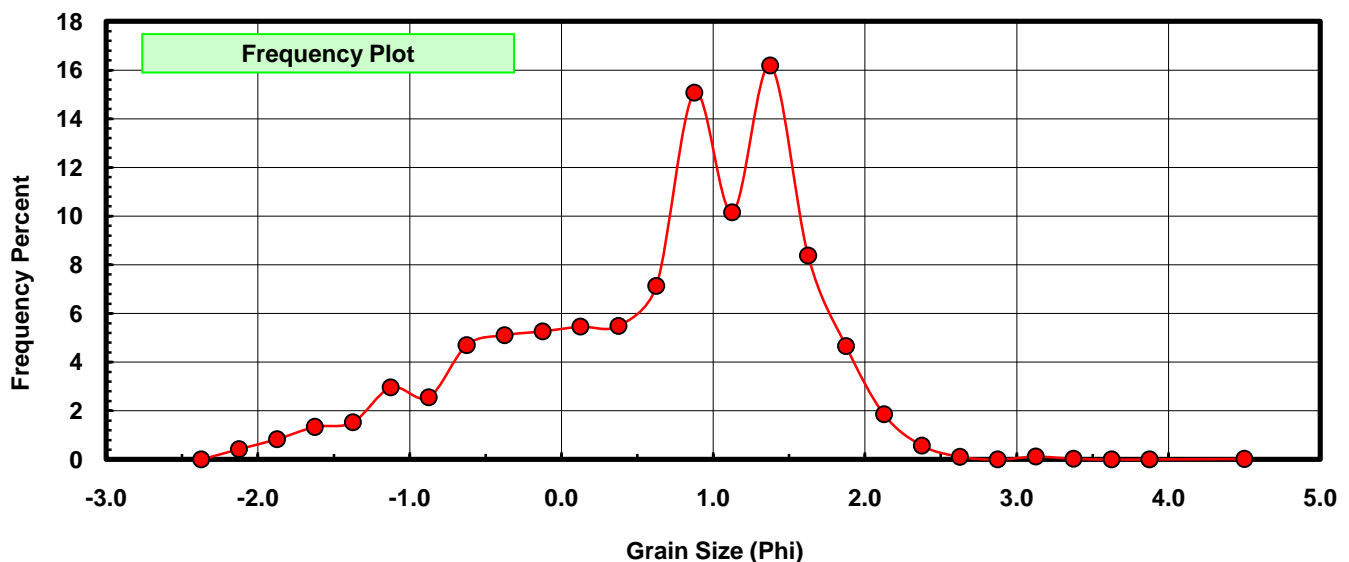
Sieve Size (phi)	Sieve Midpt (phi)	Weight (grams)	Freq Weight %	Cumulative Weight %
-2.25	-2.375	0.000	0.000	0.000
-2.00	-2.125	0.068	0.428	0.428
-1.75	-1.875	0.133	0.837	1.265
-1.50	-1.625	0.213	1.341	2.606
-1.25	-1.375	0.243	1.529	4.135
-1.00	-1.125	0.471	2.964	7.099
-0.75	-0.875	0.407	2.562	9.661
-0.50	-0.625	0.747	4.701	14.362
-0.25	-0.375	0.812	5.110	19.473
0.00	-0.125	0.837	5.268	24.740
0.25	0.125	0.867	5.457	30.197
0.50	0.375	0.872	5.488	35.685
0.75	0.625	1.134	7.137	42.822
1.00	0.875	2.395	15.073	57.895
1.25	1.125	1.614	10.158	68.053
1.50	1.375	2.572	16.187	84.241
1.75	1.625	1.331	8.377	92.618
2.00	1.875	0.740	4.657	97.275
2.25	2.125	0.295	1.857	99.131
2.50	2.375	0.091	0.573	99.704
2.75	2.625	0.018	0.113	99.817
3.00	2.875	0.000	0.000	99.817
3.25	3.125	0.019	0.120	99.937
3.50	3.375	0.005	0.031	99.969
3.75	3.625	0.000	0.000	99.969
4.00	3.875	0.001	0.006	99.975
5.00	4.500	0.004	0.025	100.000

Statistical Results			
Mean:	0.6479	phi	(0.6382 mm)
Standard Dev:	0.9764	phi-units	(0.5082 mm)
Skewness:	-0.6555	dimensionless	
Kurtosis:	2.7628	dimensionless	
5th Moment:	-3.5606	dimensionless	
6th Moment:	12.9040	dimensionless	
RARD *	1.5071	dimensionless	
Median	0.7441	phi	(0.5971 mm)

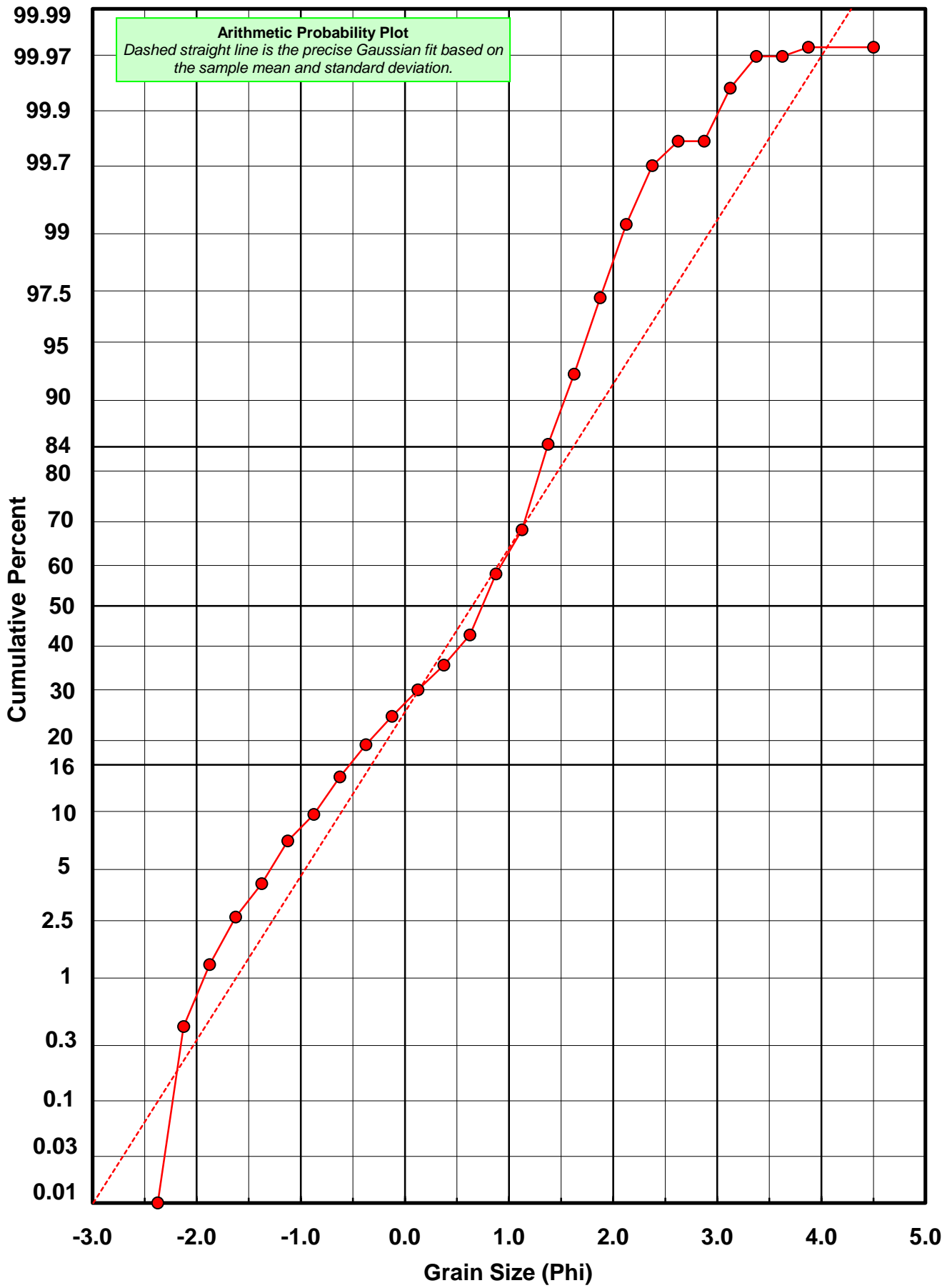
\* RARD = reciprocal absolute relative dispersion (see below)

Statistical Explanation	
Calculations based on the Method of Moments	
Skewness: 3rd Stand. Moment; Exact Gaussian = 0.0	
Kurtosis: 4th Stand. Moment; Exact Gaussian = 3.0	
For Further Explanation, See Basille et al. 2002	
Millimeter data calculated by $mm = 2^{(-\phi)}$	

Reciprocal Absolute Relative Dispersion (RARD) Scale	
< 0.5	Excellent homogeneity (e.g., beaches)
0.5 to 1.0	Good homogeneity
1.0 to 1.33	Fair homogeneity
> 1.33	Poor homogeneity (e.g., glacial)



# BV-51-BB



# Post-Digestion Grain Size Distribution

Onshore Grab Sample

Sample: BV-51-BB

Total Digested Mass: 34.735 grams

% Silica: 68.6 %

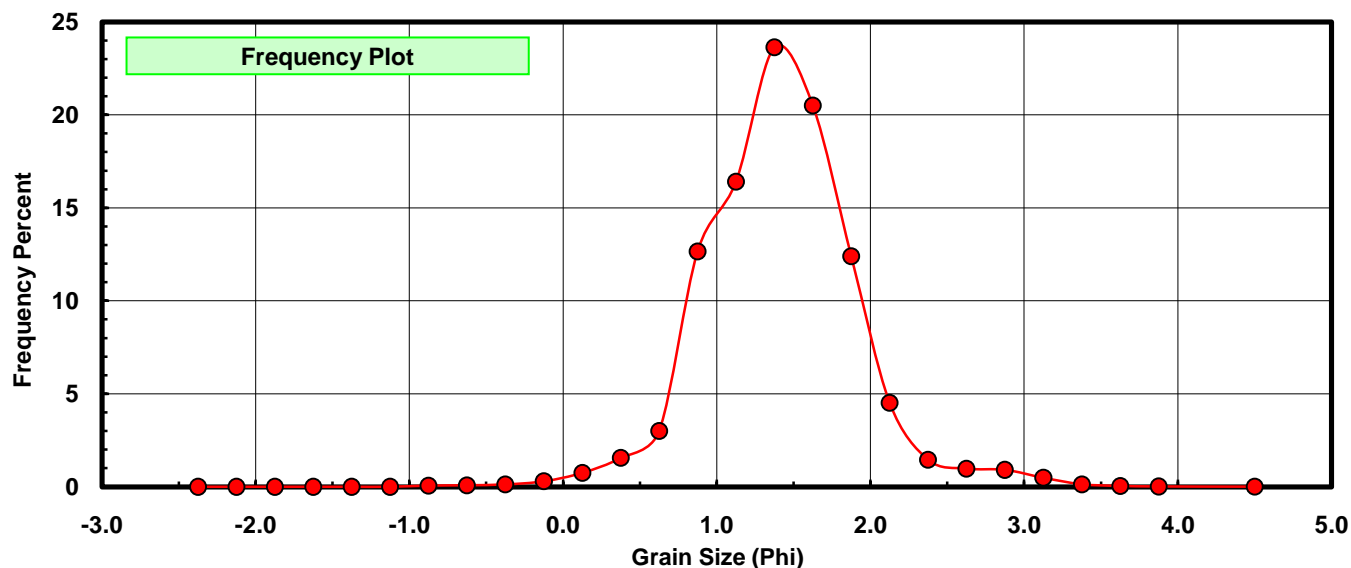
Sieve Size (phi)	Sieve Midpt (phi)	Weight (grams)	Freq Weight %	Cumulative Weight %
-2.25	-2.375	0.000	0.000	0.000
-2.00	-2.125	0.000	0.000	0.000
-1.75	-1.875	0.000	0.000	0.000
-1.50	-1.625	0.000	0.000	0.000
-1.25	-1.375	0.000	0.000	0.000
-1.00	-1.125	0.000	0.000	0.000
-0.75	-0.875	0.022	0.063	0.063
-0.50	-0.625	0.028	0.081	0.144
-0.25	-0.375	0.044	0.127	0.271
0.00	-0.125	0.102	0.294	0.564
0.25	0.125	0.260	0.749	1.313
0.50	0.375	0.539	1.552	2.865
0.75	0.625	1.043	3.003	5.867
1.00	0.875	4.395	12.653	18.520
1.25	1.125	5.699	16.407	34.927
1.50	1.375	8.208	23.630	58.558
1.75	1.625	7.121	20.501	79.059
2.00	1.875	4.306	12.397	91.455
2.25	2.125	1.567	4.511	95.967
2.50	2.375	0.506	1.457	97.423
2.75	2.625	0.339	0.976	98.399
3.00	2.875	0.317	0.913	99.312
3.25	3.125	0.168	0.484	99.796
3.50	3.375	0.047	0.135	99.931
3.75	3.625	0.016	0.046	99.977
4.00	3.875	0.006	0.017	99.994
5.00	4.500	0.002	0.006	100.000

Statistical Results			
Mean:	1.4140	phi	(0.3753 mm)
Standard Dev:	0.5024	phi-units	(0.7059 mm)
Skewness:	0.2300	dimensionless	
Kurtosis:	4.8419	dimensionless	
5th Moment:	3.1436	dimensionless	
6th Moment:	49.4544	dimensionless	
RARD *	0.3553	dimensionless	
Median	1.2845	phi	(0.4105 mm)

\* RARD = reciprocal absolute relative dispersion (see below)

Statistical Explanation	
Calculations based on the Method of Moments	
Skewness: 3rd Stand. Moment; Exact Gaussian = 0.0	
Kurtosis: 4th Stand. Moment; Exact Gaussian = 3.0	
For Further Explanation, See Basille et al. 2002	
Millimeter data calculated by $mm = 2^{-(\phi)}$	

Reciprocal Absolute Relative Dispersion (RARD) Scale	
< 0.5	Excellent homogeneity (e.g., beaches)
0.5 to 1.0	Good homogeneity
1.0 to 1.33	Fair homogeneity
> 1.33	Poor homogeneity (e.g., glacial)



# BV-51-BB

