

Onshore Grab Sample

Sample: BV-47-BB
Sample Taken By: D. Phelps
Sample Collected On: 9/25/08
Splits? N/A

County: Brevard
Latitude: 28° 15' 11.6"
Longitude: 80° 36' 12.1"
Datum: WGS 84
Surf. Elev: N/A
Datum: N/A

Fine Data Summary

Total Sample Weight 48.52 grams
Total Fines in Sample 0.149 grams
Total Percent Fines 0.31 %

Dry Sieving Summary

Total Sample Weight 48.334 grams
Total Digested Weight 33.176 grams
Total Carbonate Weight 15.158 grams
Total Silica % 68.64 %
Total Carbonate % 31.36 %
Carbonate/Silica Ratio 0.457

General Comments:

None

Description

Worked By: M. Ladle

Pre-Digestion Grain Size Distribution

Onshore Grab Sample

Sample: BV-47-BB

Total Sample Mass: 48.334 grams

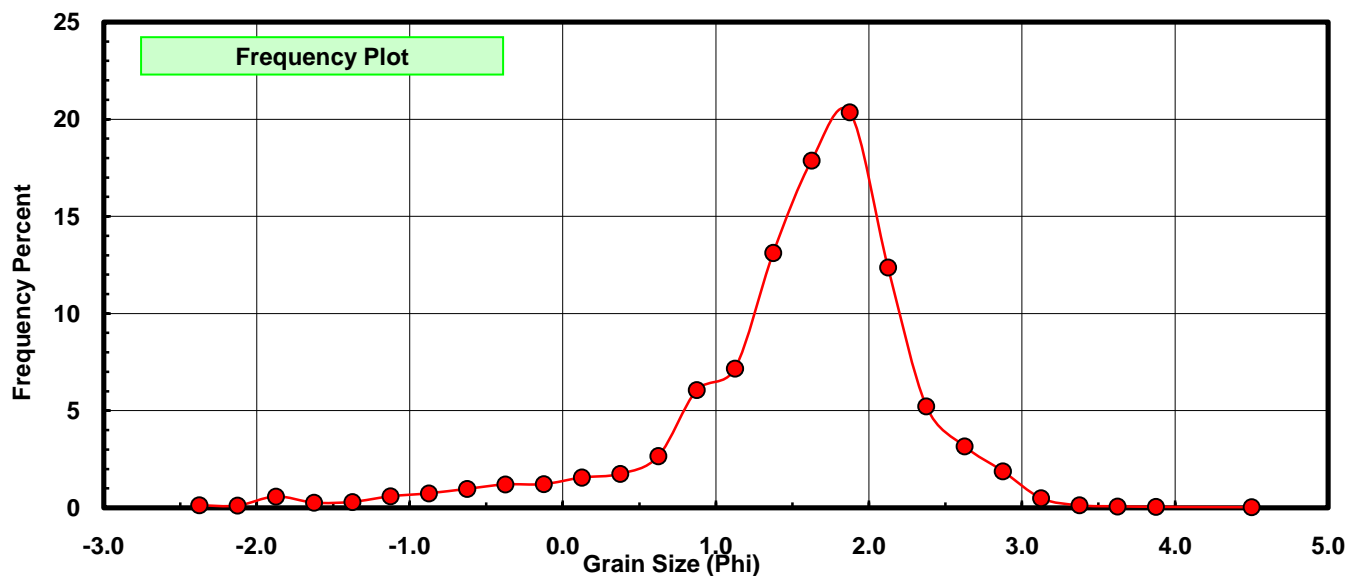
Sieve Size (phi)	Sieve Midpt (phi)	Weight (grams)	Freq Weight %	Cumulative Weight %
-2.25	-2.375	0.061	0.126	0.126
-2.00	-2.125	0.052	0.108	0.234
-1.75	-1.875	0.281	0.581	0.815
-1.50	-1.625	0.126	0.261	1.076
-1.25	-1.375	0.146	0.302	1.378
-1.00	-1.125	0.284	0.588	1.965
-0.75	-0.875	0.359	0.743	2.708
-0.50	-0.625	0.470	0.972	3.681
-0.25	-0.375	0.580	1.200	4.881
0.00	-0.125	0.587	1.214	6.095
0.25	0.125	0.752	1.556	7.651
0.50	0.375	0.844	1.746	9.397
0.75	0.625	1.285	2.659	12.056
1.00	0.875	2.928	6.058	18.114
1.25	1.125	3.465	7.169	25.282
1.50	1.375	6.340	13.117	38.399
1.75	1.625	8.633	17.861	56.261
2.00	1.875	9.838	20.354	76.615
2.25	2.125	5.975	12.362	88.977
2.50	2.375	2.524	5.222	94.199
2.75	2.625	1.528	3.161	97.360
3.00	2.875	0.908	1.879	99.239
3.25	3.125	0.238	0.492	99.731
3.50	3.375	0.060	0.124	99.855
3.75	3.625	0.035	0.072	99.928
4.00	3.875	0.022	0.046	99.973
5.00	4.50	0.013	0.027	100.000

Statistical Results			
Mean:	1.5101	phi	(0.3511 mm)
Standard Dev:	0.8325	phi-units	(0.5616 mm)
Skewness:	-1.4737	dimensionless	
Kurtosis:	6.4663	dimensionless	
5th Moment:	-19.6616	dimensionless	
6th Moment:	78.7395	dimensionless	
RARD *	0.5513	dimensionless	
Median	1.5374	phi	(0.3445 mm)

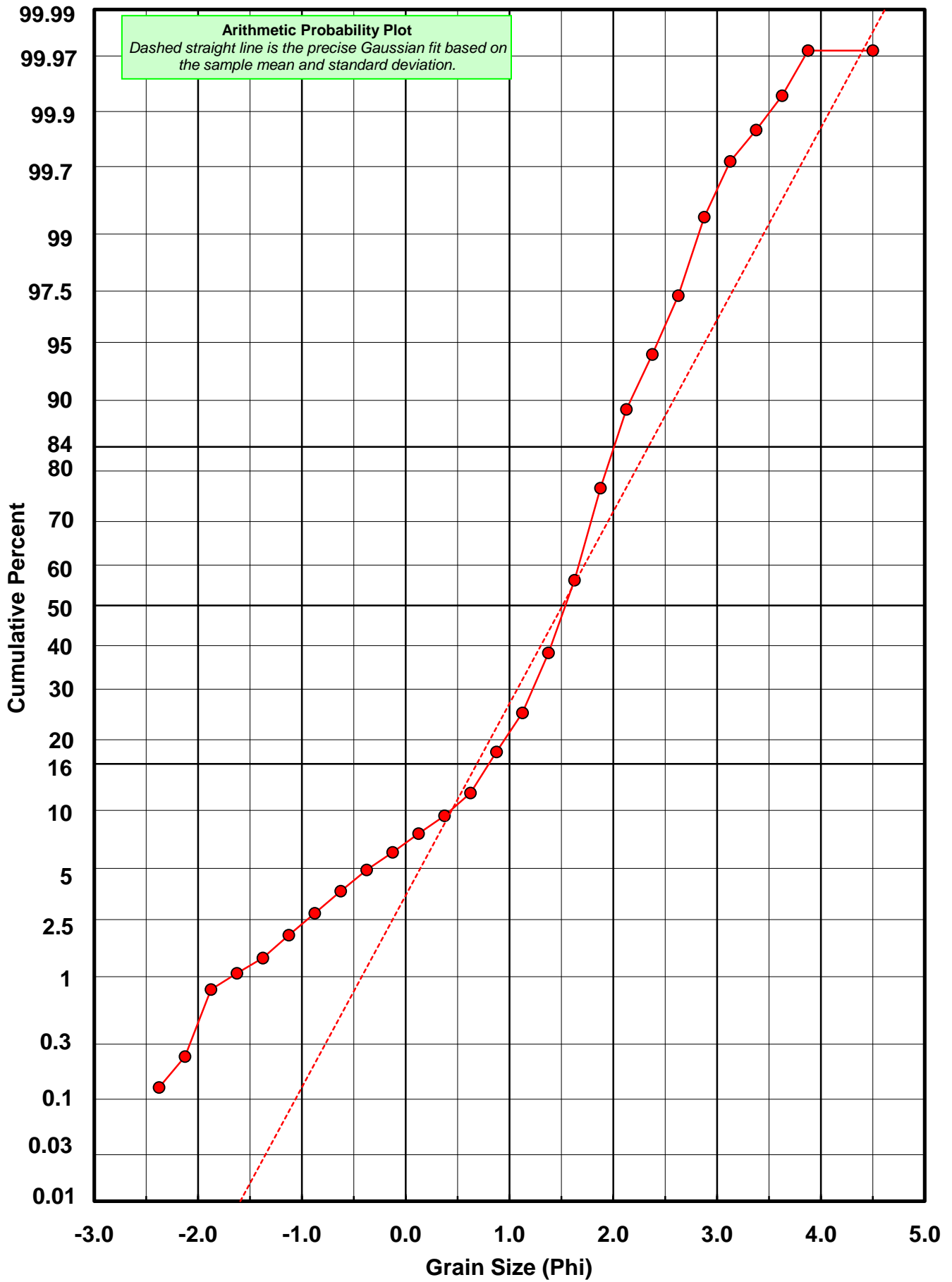
* RARD = reciprocal absolute relative dispersion (see below)

Statistical Explanation
Calculations based on the Method of Moments
Skewness: 3rd Stand. Moment; Exact Gaussian = 0.0
Kurtosis: 4th Stand. Moment; Exact Gaussian = 3.0
For Further Explanation, See Basille et al. 2002
Millimeter data calculated by $mm = 2^{(-\phi)}$

Reciprocal Absolute Relative Dispersion (RARD) Scale	
< 0.5	Excellent homogeneity (e.g., beaches)
0.5 to 1.0	Good homogeneity
1.0 to 1.33	Fair homogeneity
> 1.33	Poor homogeneity (e.g., glacial)



BV-47-BB



Carbonate Grain Size Distribution

Onshore Grab Sample

Sample: BV-47-BB

Total Carbonate Mass: 15.158 grams

% Carbonate: 31.4 %

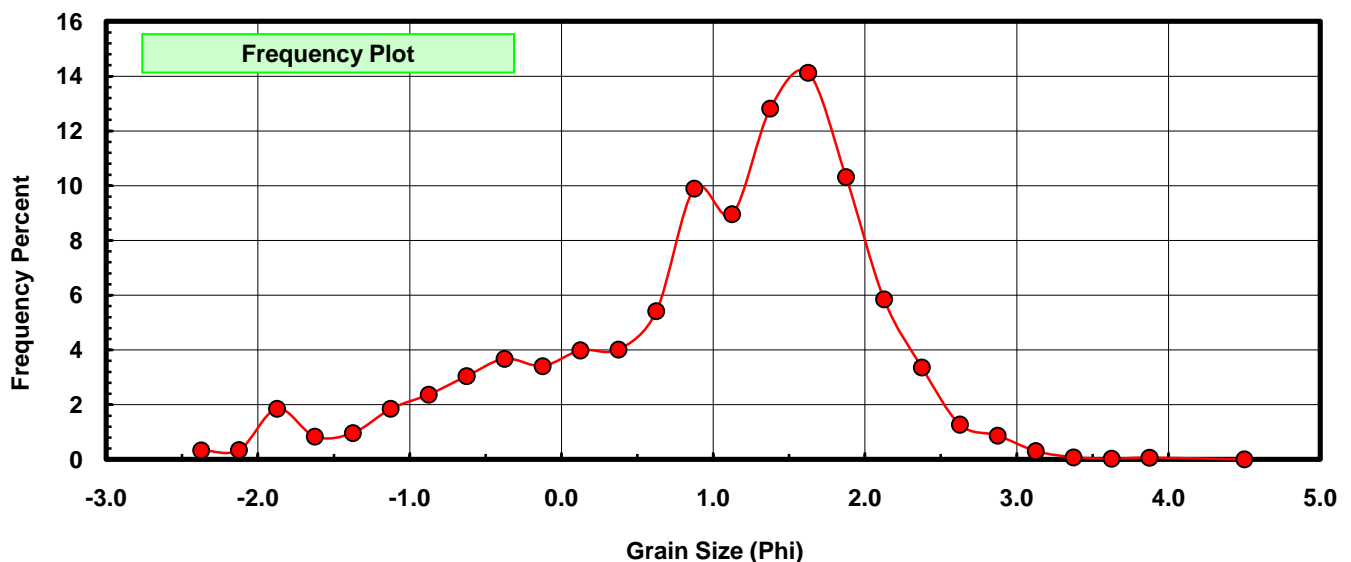
Sieve Size (phi)	Sieve Midpt (phi)	Weight (grams)	Freq Weight %	Cumulative Weight %
-2.25	-2.375	0.051	0.336	0.336
-2.00	-2.125	0.052	0.343	0.680
-1.75	-1.875	0.281	1.854	2.533
-1.50	-1.625	0.126	0.831	3.365
-1.25	-1.375	0.146	0.963	4.328
-1.00	-1.125	0.280	1.847	6.175
-0.75	-0.875	0.359	2.368	8.543
-0.50	-0.625	0.461	3.041	11.585
-0.25	-0.375	0.557	3.675	15.259
0.00	-0.125	0.517	3.411	18.670
0.25	0.125	0.604	3.985	22.655
0.50	0.375	0.608	4.011	26.666
0.75	0.625	0.821	5.416	32.082
1.00	0.875	1.500	9.896	41.978
1.25	1.125	1.357	8.952	50.930
1.50	1.375	1.942	12.812	63.742
1.75	1.625	2.141	14.125	77.866
2.00	1.875	1.563	10.311	88.178
2.25	2.125	0.887	5.852	94.030
2.50	2.375	0.509	3.358	97.388
2.75	2.625	0.193	1.273	98.661
3.00	2.875	0.132	0.871	99.532
3.25	3.125	0.046	0.303	99.835
3.50	3.375	0.012	0.079	99.914
3.75	3.625	0.004	0.026	99.941
4.00	3.875	0.009	0.059	100.000
5.00	4.500	0.000	0.000	100.000

Statistical Results			
Mean:	0.9628	phi	(0.5131 mm)
Standard Dev:	1.1001	phi-units	(0.4665 mm)
Skewness:	-0.8230	dimensionless	
Kurtosis:	3.1448	dimensionless	
5th Moment:	-5.3296	dimensionless	
6th Moment:	16.1171	dimensionless	
RARD *	1.1426	dimensionless	
Median	1.0990	phi	(0.4668 mm)

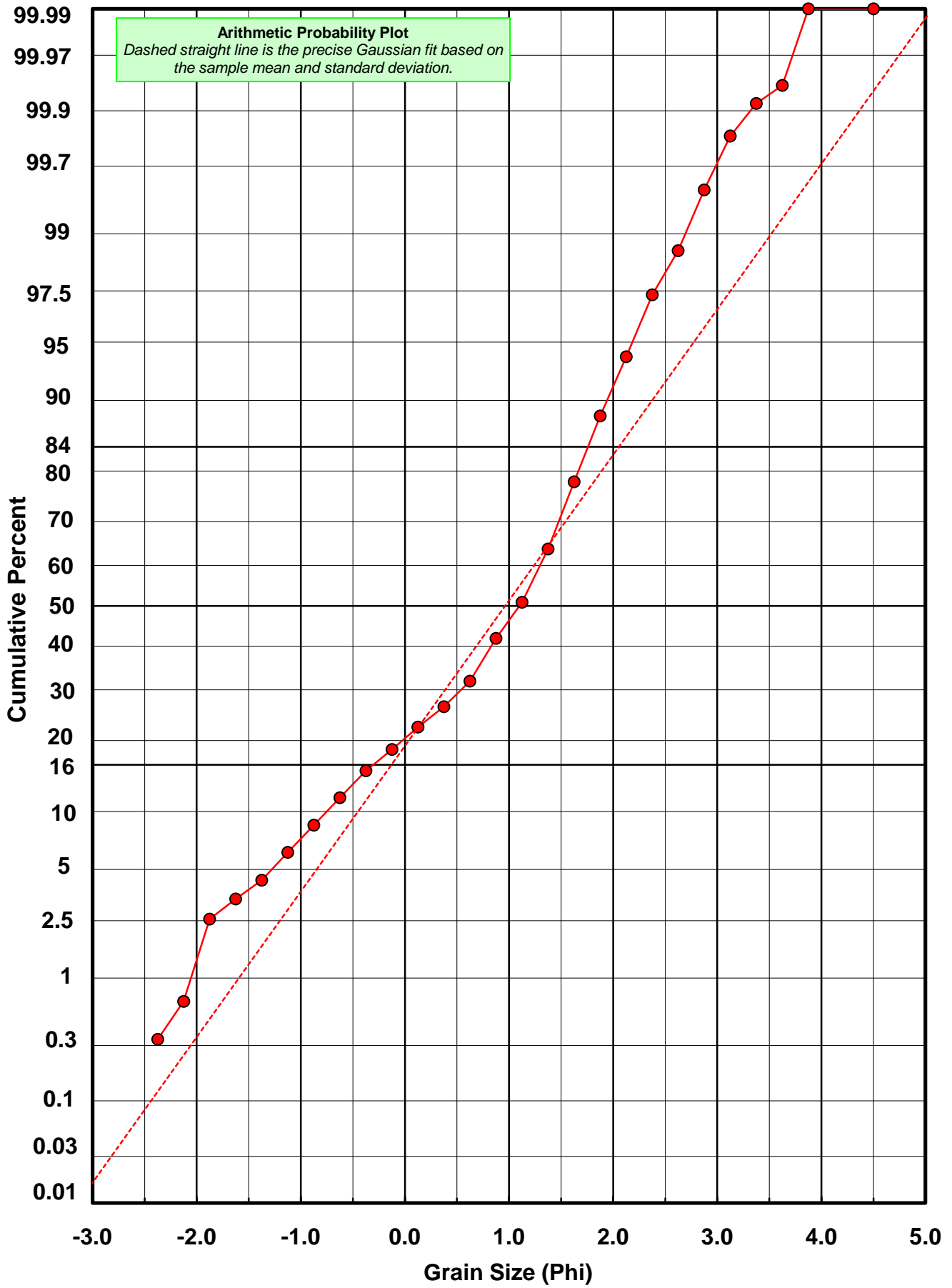
* RARD = reciprocal absolute relative dispersion (see below)

Statistical Explanation	
Calculations based on the Method of Moments	
Skewness: 3rd Stand. Moment; Exact Gaussian = 0.0	
Kurtosis: 4th Stand. Moment; Exact Gaussian = 3.0	
For Further Explanation, See Basille et al. 2002	
Millimeter data calculated by $mm = 2^{(-phi)}$	

Reciprocal Absolute Relative Dispersion (RARD) Scale	
< 0.5	Excellent homogeneity (e.g., beaches)
0.5 to 1.0	Good homogeneity
1.0 to 1.33	Fair homogeneity
> 1.33	Poor homogeneity (e.g., glacial)



BV-47-BB



Post-Digestion Grain Size Distribution

Onshore Grab Sample

Sample: BV-47-BB

Total Digested Mass: 33.176 grams

% Silica: 68.6 %

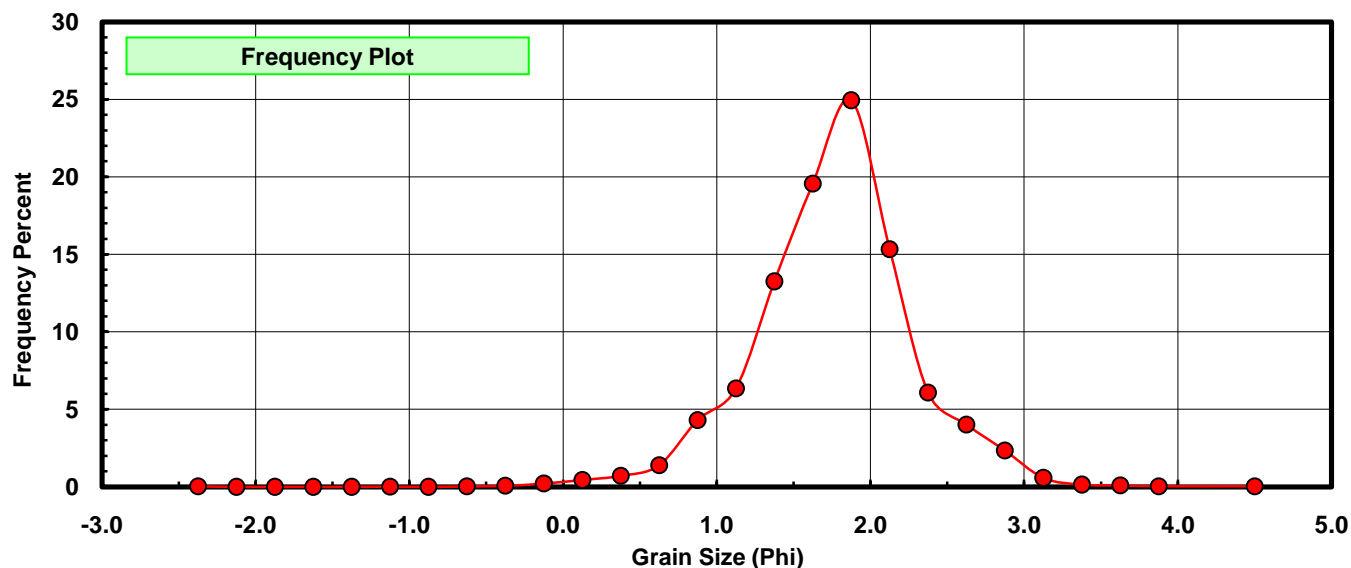
Sieve Size (phi)	Sieve Midpt (phi)	Weight (grams)	Freq Weight %	Cumulative Weight %
-2.25	-2.375	0.010	0.030	0.030
-2.00	-2.125	0.000	0.000	0.030
-1.75	-1.875	0.000	0.000	0.030
-1.50	-1.625	0.000	0.000	0.030
-1.25	-1.375	0.000	0.000	0.030
-1.00	-1.125	0.004	0.012	0.042
-0.75	-0.875	0.000	0.000	0.042
-0.50	-0.625	0.009	0.027	0.069
-0.25	-0.375	0.023	0.069	0.139
0.00	-0.125	0.070	0.211	0.350
0.25	0.125	0.148	0.446	0.796
0.50	0.375	0.236	0.711	1.507
0.75	0.625	0.464	1.399	2.906
1.00	0.875	1.428	4.304	7.210
1.25	1.125	2.108	6.354	13.564
1.50	1.375	4.398	13.257	26.821
1.75	1.625	6.492	19.568	46.389
2.00	1.875	8.275	24.943	71.332
2.25	2.125	5.088	15.336	86.668
2.50	2.375	2.015	6.074	92.742
2.75	2.625	1.335	4.024	96.766
3.00	2.875	0.776	2.339	99.105
3.25	3.125	0.192	0.579	99.684
3.50	3.375	0.048	0.145	99.828
3.75	3.625	0.031	0.093	99.922
4.00	3.875	0.013	0.039	99.961
5.00	4.500	0.013	0.039	100.000

Statistical Results			
Mean:	1.7602	phi	(0.2952 mm)
Standard Dev:	0.5304	phi-units	(0.6923 mm)
Skewness:	-0.2959	dimensionless	
Kurtosis:	5.3216	dimensionless	
5th Moment:	-10.5298	dimensionless	
6th Moment:	108.6042	dimensionless	
RARD *	0.3014	dimensionless	
Median	1.6612	phi	(0.3162 mm)

* RARD = reciprocal absolute relative dispersion (see below)

Statistical Explanation	
Calculations based on the Method of Moments	
Skewness: 3rd Stand. Moment; Exact Gaussian = 0.0	
Kurtosis: 4th Stand. Moment; Exact Gaussian = 3.0	
For Further Explanation, See Basille et al. 2002	
Millimeter data calculated by $mm = 2^{(-\phi)}$	

Reciprocal Absolute Relative Dispersion (RARD) Scale	
< 0.5	Excellent homogeneity (e.g., beaches)
0.5 to 1.0	Good homogeneity
1.0 to 1.33	Fair homogeneity
> 1.33	Poor homogeneity (e.g., glacial)



BV-47-BB

