

Onshore Grab Sample

Sample: BV-42-BB
Sample Taken By: D. Phelps
Sample Collected On: 10/28/08
Splits? N/A

County: Brevard
Latitude: 28° 19' 9.0"
Longitude: 80° 36' 27.0"
Datum: WGS 84
Surf. Elev: N/A
Datum: N/A

Fine Data Summary

Total Sample Weight 56.787 grams
Total Fines in Sample 0.111 grams
Total Percent Fines 0.20 %

Dry Sieving Summary

Total Sample Weight 56.616 grams
Total Digested Weight 40.573 grams
Total Carbonate Weight 16.043 grams
Total Silica % 71.66 %
Total Carbonate % 28.34 %
Carbonate/Silica Ratio 0.395

General Comments:

None

Description

Worked By: M. Ladle

Pre-Digestion Grain Size Distribution

Onshore Grab Sample

Sample: BV-42-BB

Total Sample Mass: 56.616 grams

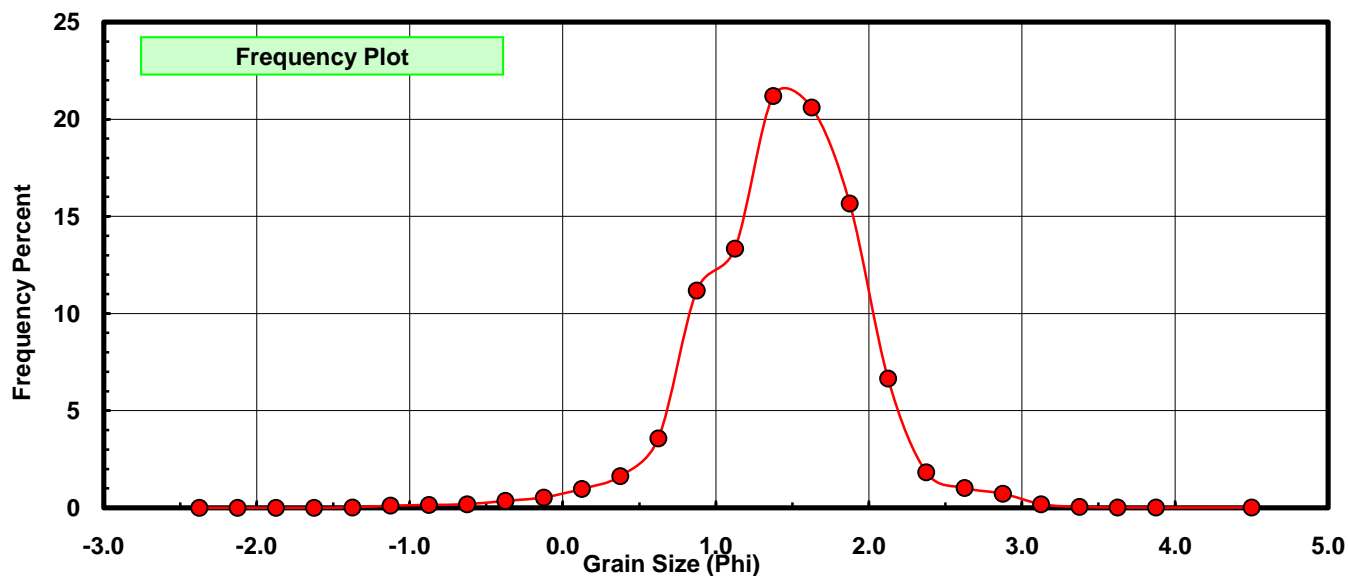
Sieve Size (phi)	Sieve Midpt (phi)	Weight (grams)	Freq Weight %	Cumulative Weight %
-2.25	-2.375	0.000	0.000	0.000
-2.00	-2.125	0.000	0.000	0.000
-1.75	-1.875	0.000	0.000	0.000
-1.50	-1.625	0.000	0.000	0.000
-1.25	-1.375	0.012	0.021	0.021
-1.00	-1.125	0.061	0.108	0.129
-0.75	-0.875	0.082	0.145	0.274
-0.50	-0.625	0.105	0.185	0.459
-0.25	-0.375	0.200	0.353	0.812
0.00	-0.125	0.302	0.533	1.346
0.25	0.125	0.552	0.975	2.321
0.50	0.375	0.920	1.625	3.946
0.75	0.625	2.024	3.575	7.521
1.00	0.875	6.328	11.177	18.698
1.25	1.125	7.556	13.346	32.044
1.50	1.375	12.000	21.195	53.239
1.75	1.625	11.666	20.605	73.845
2.00	1.875	8.864	15.656	89.501
2.25	2.125	3.764	6.648	96.149
2.50	2.375	1.034	1.826	97.976
2.75	2.625	0.578	1.021	98.997
3.00	2.875	0.412	0.728	99.724
3.25	3.125	0.106	0.187	99.912
3.50	3.375	0.025	0.044	99.956
3.75	3.625	0.011	0.019	99.975
4.00	3.875	0.006	0.011	99.986
5.00	4.50	0.008	0.014	100.000

Statistical Results			
Mean:	1.4330	phi	(0.3704 mm)
Standard Dev:	0.5348	phi-units	(0.6903 mm)
Skewness:	-0.4636	dimensionless	
Kurtosis:	5.0944	dimensionless	
5th Moment:	-7.4653	dimensionless	
6th Moment:	60.7199	dimensionless	
RARD *	0.3732	dimensionless	
Median	1.3368	phi	(0.3959 mm)

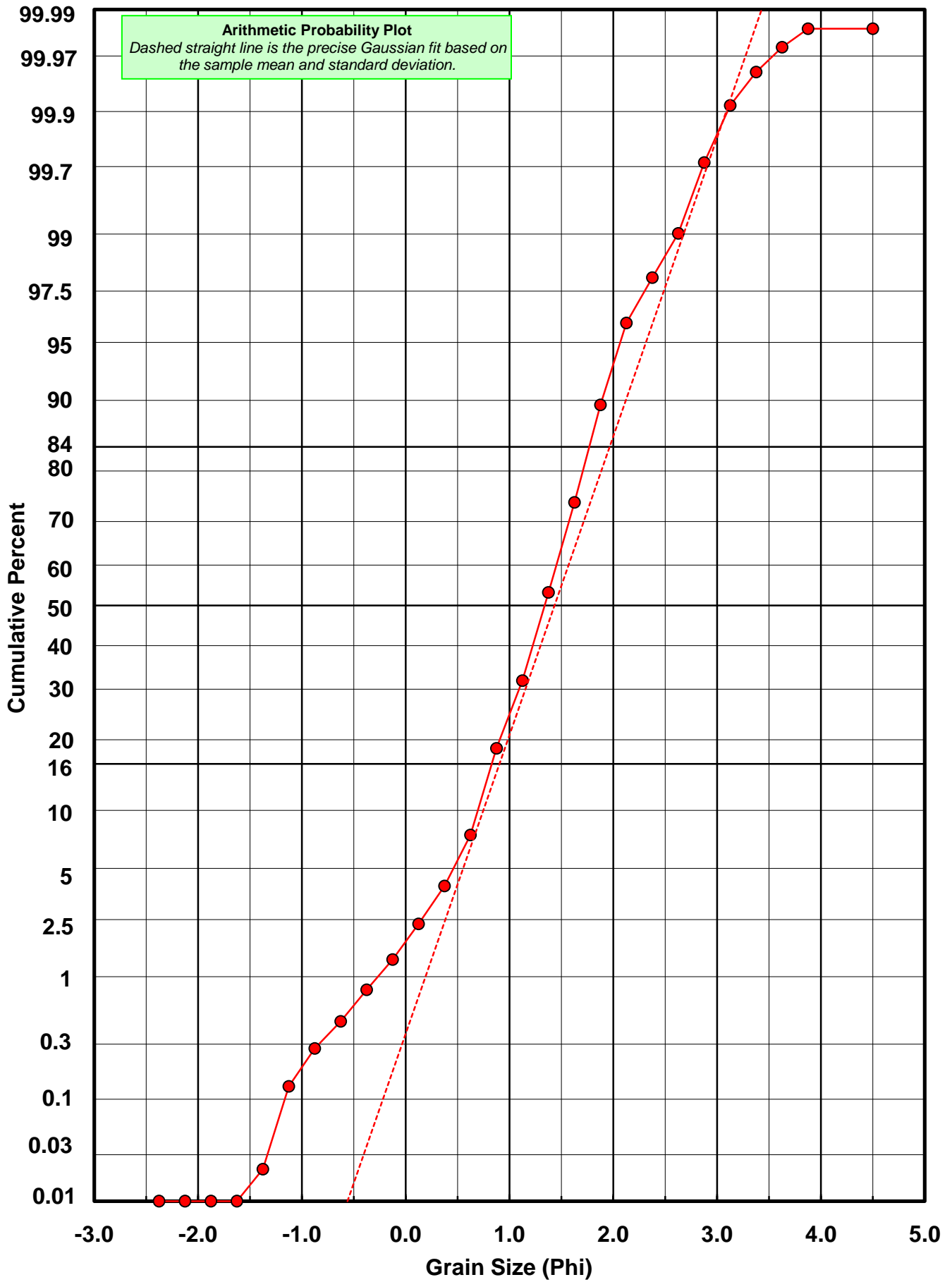
* RARD = reciprocal absolute relative dispersion (see below)

Statistical Explanation
Calculations based on the Method of Moments
Skewness: 3rd Stand. Moment; Exact Gaussian = 0.0
Kurtosis: 4th Stand. Moment; Exact Gaussian = 3.0
For Further Explanation, See Basille et al. 2002
Millimeter data calculated by $mm = 2^{(-\phi)}$

Reciprocal Absolute Relative Dispersion (RARD) Scale	
< 0.5	Excellent homogeneity (e.g., beaches)
0.5 to 1.0	Good homogeneity
1.0 to 1.33	Fair homogeneity
> 1.33	Poor homogeneity (e.g., glacial)



BV-42-BB



Carbonate Grain Size Distribution

Onshore Grab Sample

Sample: BV-42-BB

Total Carbonate Mass: 16.043 grams

% Carbonate: 28.3 %

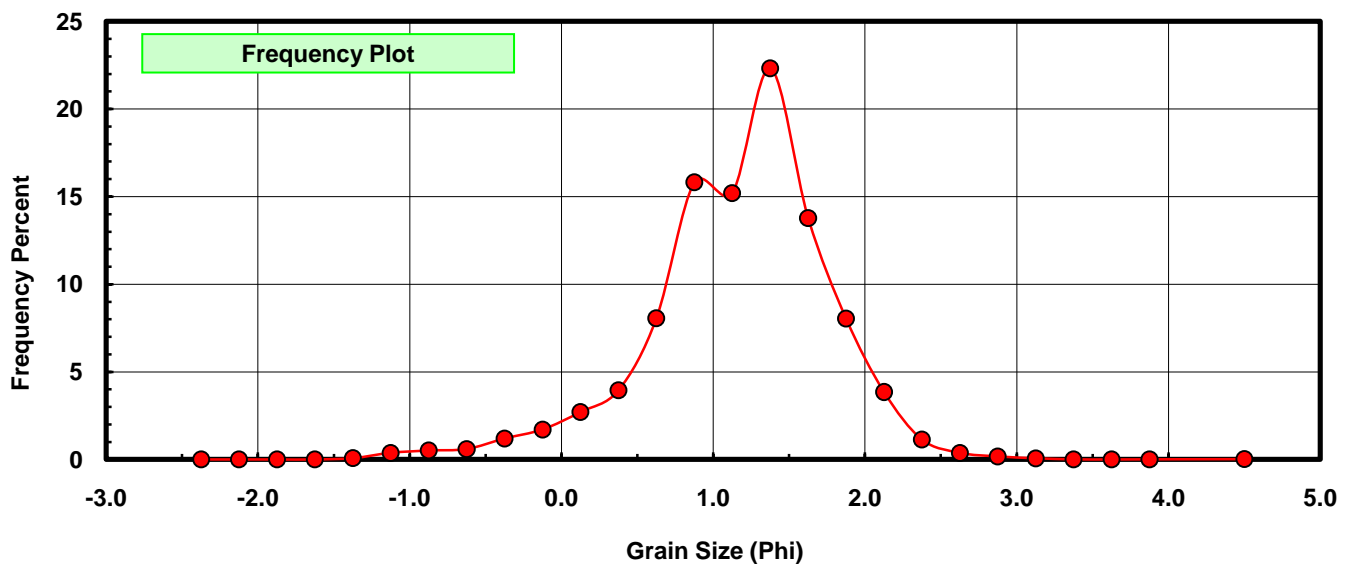
Sieve Size (phi)	Sieve Midpt (phi)	Weight (grams)	Freq Weight %	Cumulative Weight %
-2.25	-2.375	0.000	0.000	0.000
-2.00	-2.125	0.000	0.000	0.000
-1.75	-1.875	0.000	0.000	0.000
-1.50	-1.625	0.000	0.000	0.000
-1.25	-1.375	0.012	0.075	0.075
-1.00	-1.125	0.061	0.380	0.455
-0.75	-0.875	0.082	0.511	0.966
-0.50	-0.625	0.096	0.598	1.565
-0.25	-0.375	0.192	1.197	2.761
0.00	-0.125	0.275	1.714	4.475
0.25	0.125	0.435	2.711	7.187
0.50	0.375	0.634	3.952	11.139
0.75	0.625	1.293	8.060	19.198
1.00	0.875	2.537	15.814	35.012
1.25	1.125	2.438	15.197	50.209
1.50	1.375	3.581	22.321	72.530
1.75	1.625	2.211	13.782	86.312
2.00	1.875	1.290	8.041	94.353
2.25	2.125	0.618	3.852	98.205
2.50	2.375	0.183	1.141	99.346
2.75	2.625	0.061	0.380	99.726
3.00	2.875	0.028	0.175	99.900
3.25	3.125	0.011	0.069	99.969
3.50	3.375	0.001	0.006	99.975
3.75	3.625	0.000	0.000	99.975
4.00	3.875	0.001	0.006	99.981
5.00	4.500	0.003	0.019	100.000

Statistical Results			
Mean:	1.1668	phi	(0.4454 mm)
Standard Dev:	0.6227	phi-units	(0.6495 mm)
Skewness:	-0.6692	dimensionless	
Kurtosis:	4.3348	dimensionless	
5th Moment:	-6.7217	dimensionless	
6th Moment:	38.2626	dimensionless	
RARD *	0.5337	dimensionless	
Median	1.1216	phi	(0.4596 mm)

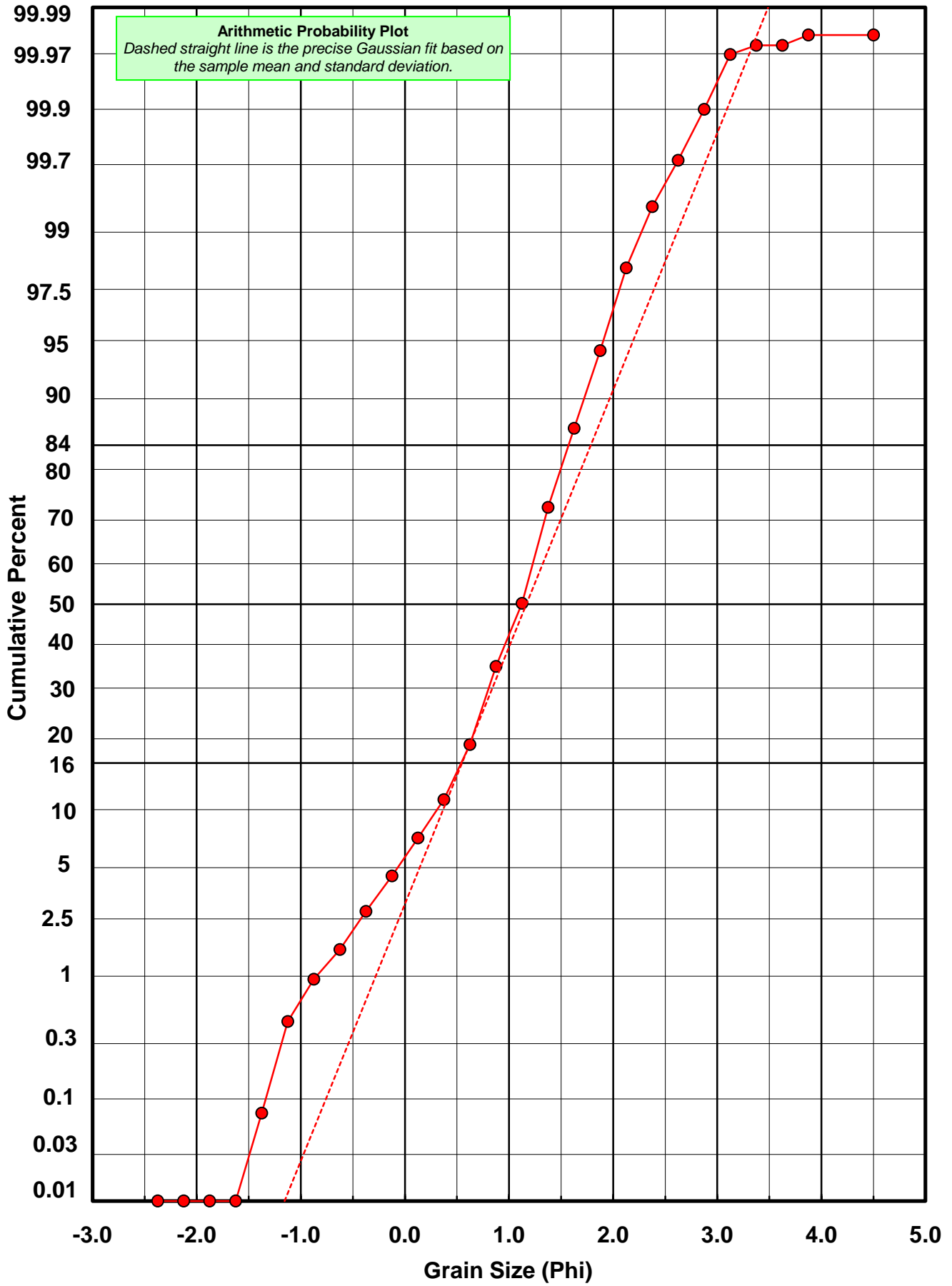
* RARD = reciprocal absolute relative dispersion (see below)

Statistical Explanation	
Calculations based on the Method of Moments	
Skewness: 3rd Stand. Moment; Exact Gaussian = 0.0	
Kurtosis: 4th Stand. Moment; Exact Gaussian = 3.0	
For Further Explanation, See Basille et al. 2002	
Millimeter data calculated by $mm = 2^{(-phi)}$	

Reciprocal Absolute Relative Dispersion (RARD) Scale	
< 0.5	Excellent homogeneity (e.g., beaches)
0.5 to 1.0	Good homogeneity
1.0 to 1.33	Fair homogeneity
> 1.33	Poor homogeneity (e.g., glacial)



BV-42-BB



Post-Digestion Grain Size Distribution

Onshore Grab Sample

Sample: BV-42-BB

Total Digested Mass: 40.573 grams

% Silica: 71.7 %

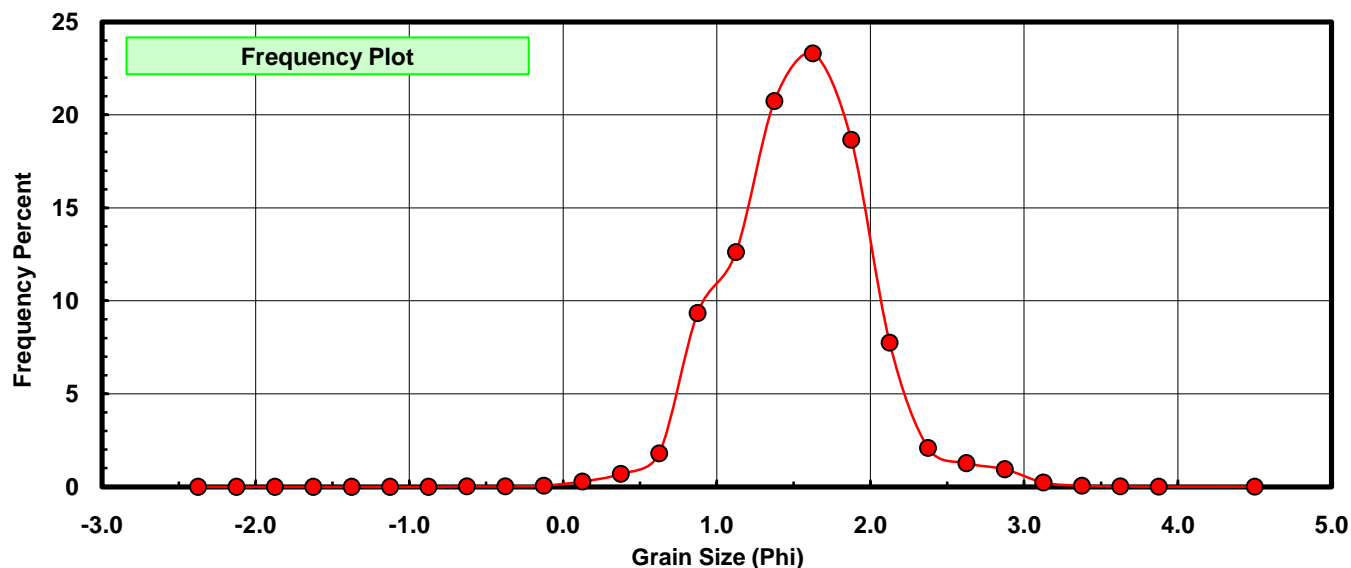
Sieve Size (phi)	Sieve Midpt (phi)	Weight (grams)	Freq Weight %	Cumulative Weight %
-2.25	-2.375	0.000	0.000	0.000
-2.00	-2.125	0.000	0.000	0.000
-1.75	-1.875	0.000	0.000	0.000
-1.50	-1.625	0.000	0.000	0.000
-1.25	-1.375	0.000	0.000	0.000
-1.00	-1.125	0.000	0.000	0.000
-0.75	-0.875	0.000	0.000	0.000
-0.50	-0.625	0.009	0.022	0.022
-0.25	-0.375	0.008	0.020	0.042
0.00	-0.125	0.027	0.067	0.108
0.25	0.125	0.117	0.288	0.397
0.50	0.375	0.286	0.705	1.102
0.75	0.625	0.731	1.802	2.903
1.00	0.875	3.791	9.344	12.247
1.25	1.125	5.118	12.614	24.861
1.50	1.375	8.419	20.750	45.612
1.75	1.625	9.455	23.304	68.915
2.00	1.875	7.574	18.668	87.583
2.25	2.125	3.146	7.754	95.337
2.50	2.375	0.851	2.097	97.434
2.75	2.625	0.517	1.274	98.709
3.00	2.875	0.384	0.946	99.655
3.25	3.125	0.095	0.234	99.889
3.50	3.375	0.024	0.059	99.948
3.75	3.625	0.011	0.027	99.975
4.00	3.875	0.005	0.012	99.988
5.00	4.500	0.005	0.012	100.000

Statistical Results			
Mean:	1.5382	phi	(0.3443 mm)
Standard Dev:	0.4631	phi-units	(0.7254 mm)
Skewness:	0.1832	dimensionless	
Kurtosis:	4.0386	dimensionless	
5th Moment:	3.7331	dimensionless	
6th Moment:	39.2116	dimensionless	
RARD *	0.3011	dimensionless	
Median	1.4221	phi	(0.3732 mm)

* RARD = reciprocal absolute relative dispersion (see below)

Statistical Explanation	
Calculations based on the Method of Moments	
Skewness: 3rd Stand. Moment; Exact Gaussian = 0.0	
Kurtosis: 4th Stand. Moment; Exact Gaussian = 3.0	
For Further Explanation, See Basille et al. 2002	
Millimeter data calculated by $mm = 2^{-(\phi)}$	

Reciprocal Absolute Relative Dispersion (RARD) Scale	
< 0.5	Excellent homogeneity (e.g., beaches)
0.5 to 1.0	Good homogeneity
1.0 to 1.33	Fair homogeneity
> 1.33	Poor homogeneity (e.g., glacial)



BV-42-BB

