

**Onshore Grab Sample**

**Sample:** BV-41-BB  
**Sample Taken By:** D. Phelps  
**Sample Collected On:** 10/28/08  
**Splits?** N/A

**County:** Brevard  
**Latitude:** 28° 19' 55.3"  
**Longitude:** 80° 36' 25.1"  
**Datum:** WGS 84  
**Surf. Elev:** N/A  
**Datum:** N/A

**Fine Data Summary**

Total Sample Weight 52.693 grams  
Total Fines in Sample 0.095 grams  
Total Percent Fines 0.18 %

**Dry Sieving Summary**

Total Sample Weight 52.554 grams  
Total Digested Weight 39.356 grams  
Total Carbonate Weight 13.198 grams  
Total Silica % 74.89 %  
Total Carbonate % 25.11 %  
Carbonate/Silica Ratio 0.335

**General Comments:**

None

**Description**

Worked By: M. Ladle

# Pre-Digestion Grain Size Distribution

Onshore Grab Sample

Sample: BV-41-BB

Total Sample Mass: 52.554 grams

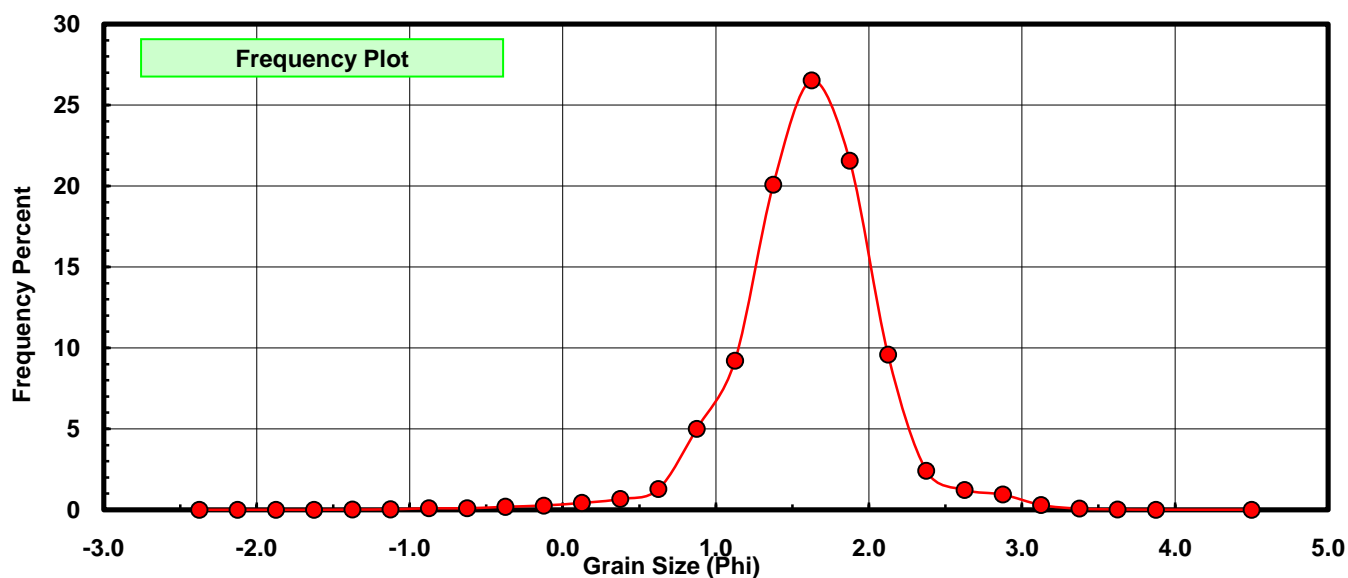
Sieve Size (phi)	Sieve Midpt (phi)	Weight (grams)	Freq Weight %	Cumulative Weight %
-2.25	-2.375	0.000	0.000	0.000
-2.00	-2.125	0.000	0.000	0.000
-1.75	-1.875	0.000	0.000	0.000
-1.50	-1.625	0.000	0.000	0.000
-1.25	-1.375	0.008	0.015	0.015
-1.00	-1.125	0.015	0.029	0.044
-0.75	-0.875	0.049	0.093	0.137
-0.50	-0.625	0.048	0.091	0.228
-0.25	-0.375	0.098	0.186	0.415
0.00	-0.125	0.139	0.264	0.679
0.25	0.125	0.223	0.424	1.104
0.50	0.375	0.350	0.666	1.770
0.75	0.625	0.673	1.281	3.050
1.00	0.875	2.629	5.002	8.053
1.25	1.125	4.843	9.215	17.268
1.50	1.375	10.551	20.076	37.344
1.75	1.625	13.935	26.516	63.860
2.00	1.875	11.331	21.561	85.421
2.25	2.125	5.037	9.584	95.005
2.50	2.375	1.271	2.418	97.424
2.75	2.625	0.647	1.231	98.655
3.00	2.875	0.494	0.940	99.595
3.25	3.125	0.155	0.295	99.890
3.50	3.375	0.037	0.070	99.960
3.75	3.625	0.013	0.025	99.985
4.00	3.875	0.004	0.008	99.992
5.00	4.50	0.004	0.008	100.000

Statistical Results			
Mean:	1.6003	phi	(0.3298 mm)
Standard Dev:	0.4673	phi-units	(0.7233 mm)
Skewness:	-0.4945	dimensionless	
Kurtosis:	6.2565	dimensionless	
5th Moment:	-11.9509	dimensionless	
6th Moment:	98.6243	dimensionless	
RARD *	0.2920	dimensionless	
Median	1.4943	phi	(0.3549 mm)

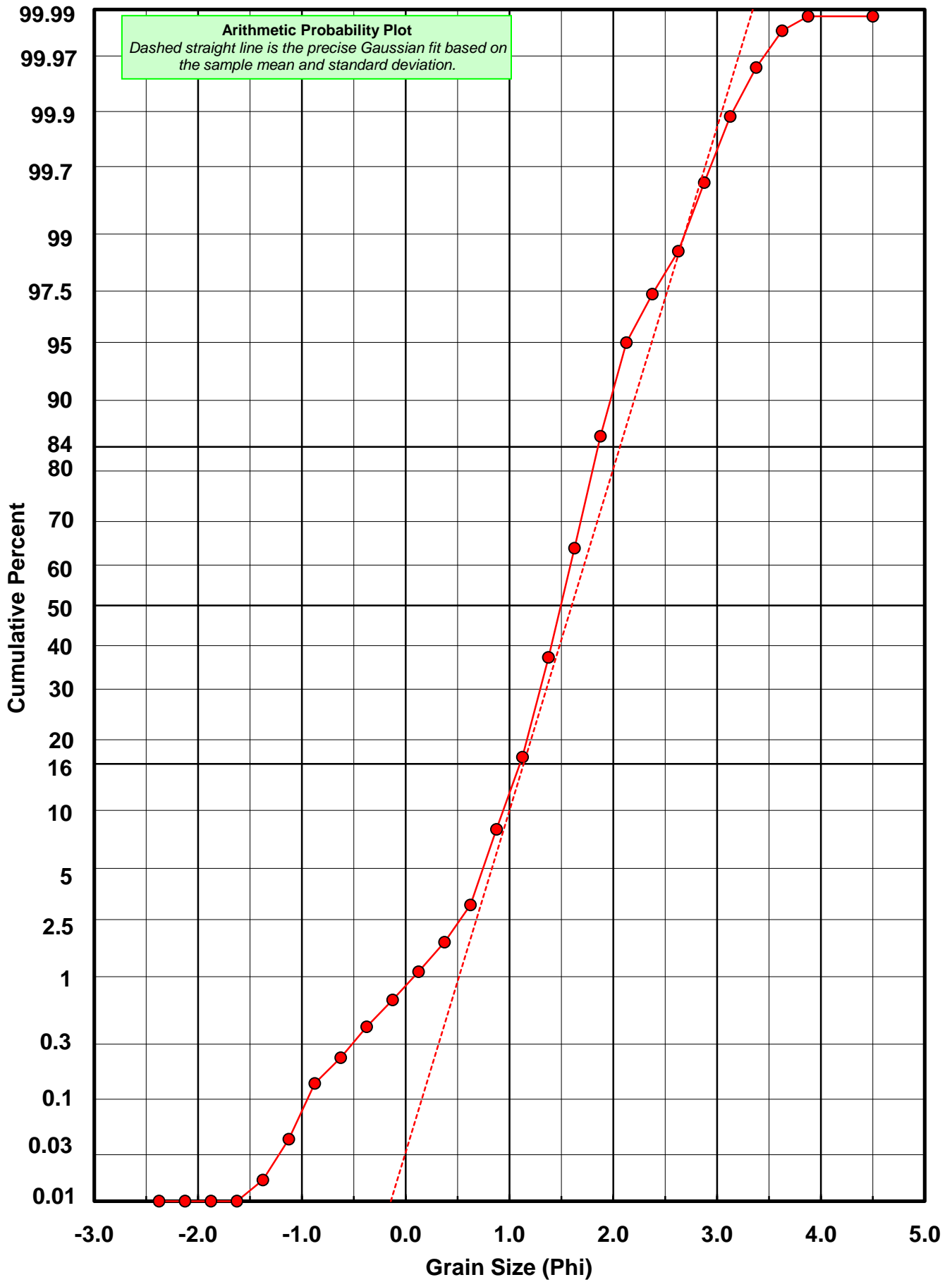
\* RARD = reciprocal absolute relative dispersion (see below)

Statistical Explanation	
Calculations based on the Method of Moments	
Skewness: 3rd Stand. Moment; Exact Gaussian = 0.0	
Kurtosis: 4th Stand. Moment; Exact Gaussian = 3.0	
For Further Explanation, See Basille et al. 2002	
Millimeter data calculated by $mm = 2^{(-\phi)}$	

Reciprocal Absolute Relative Dispersion (RARD) Scale	
< 0.5	Excellent homogeneity (e.g., beaches)
0.5 to 1.0	Good homogeneity
1.0 to 1.33	Fair homogeneity
> 1.33	Poor homogeneity (e.g., glacial)



# BV-41-BB



# Carbonate Grain Size Distribution

Onshore Grab Sample

Sample: BV-41-BB

Total Carbonate Mass: 13.198 grams

% Carbonate: 25.1 %

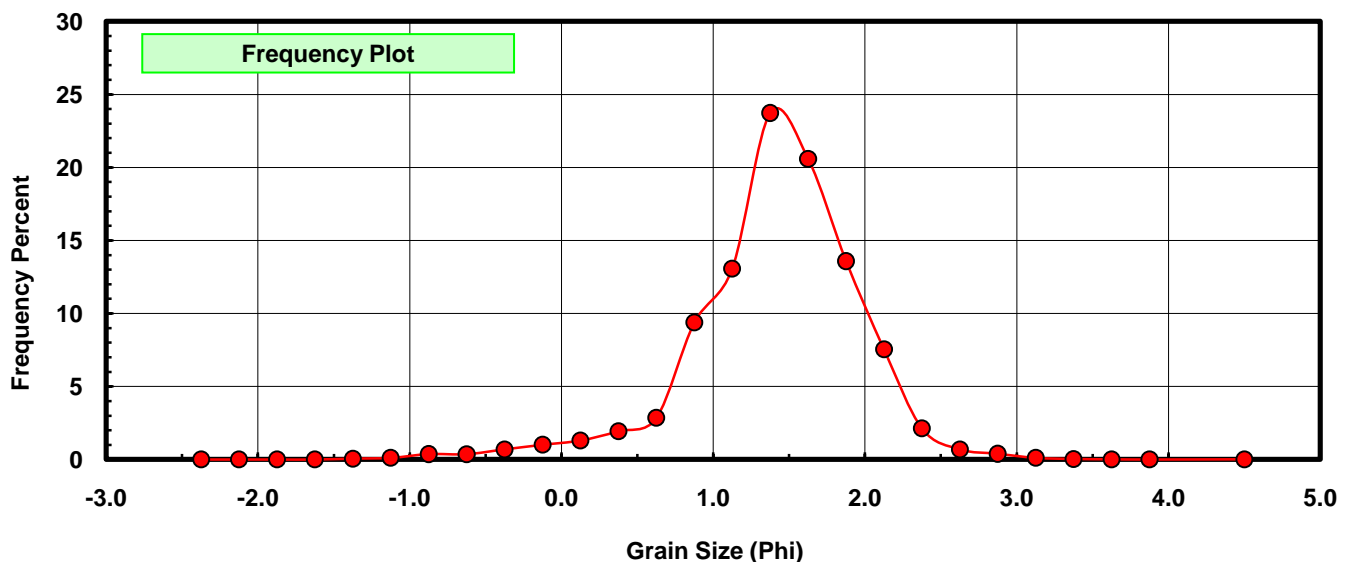
Sieve Size (phi)	Sieve Midpt (phi)	Weight (grams)	Freq Weight %	Cumulative Weight %
-2.25	-2.375	0.000	0.000	0.000
-2.00	-2.125	0.000	0.000	0.000
-1.75	-1.875	0.000	0.000	0.000
-1.50	-1.625	0.000	0.000	0.000
-1.25	-1.375	0.008	0.061	0.061
-1.00	-1.125	0.015	0.114	0.174
-0.75	-0.875	0.049	0.371	0.546
-0.50	-0.625	0.048	0.364	0.909
-0.25	-0.375	0.092	0.697	1.606
0.00	-0.125	0.133	1.008	2.614
0.25	0.125	0.172	1.303	3.917
0.50	0.375	0.256	1.940	5.857
0.75	0.625	0.376	2.849	8.706
1.00	0.875	1.238	9.380	18.086
1.25	1.125	1.725	13.070	31.156
1.50	1.375	3.132	23.731	54.887
1.75	1.625	2.717	20.586	75.474
2.00	1.875	1.793	13.585	89.059
2.25	2.125	0.995	7.539	96.598
2.50	2.375	0.281	2.129	98.727
2.75	2.625	0.092	0.697	99.424
3.00	2.875	0.052	0.394	99.818
3.25	3.125	0.015	0.114	99.932
3.50	3.375	0.005	0.038	99.970
3.75	3.625	0.002	0.015	99.985
4.00	3.875	0.000	0.000	99.985
5.00	4.500	0.002	0.015	100.000

Statistical Results			
Mean:	1.4063	phi	(0.3773 mm)
Standard Dev:	0.5819	phi-units	(0.6681 mm)
Skewness:	-0.8648	dimensionless	
Kurtosis:	5.2806	dimensionless	
5th Moment:	-11.4035	dimensionless	
6th Moment:	58.3557	dimensionless	
RARD *	0.4138	dimensionless	
Median	1.3235	phi	(0.3996 mm)

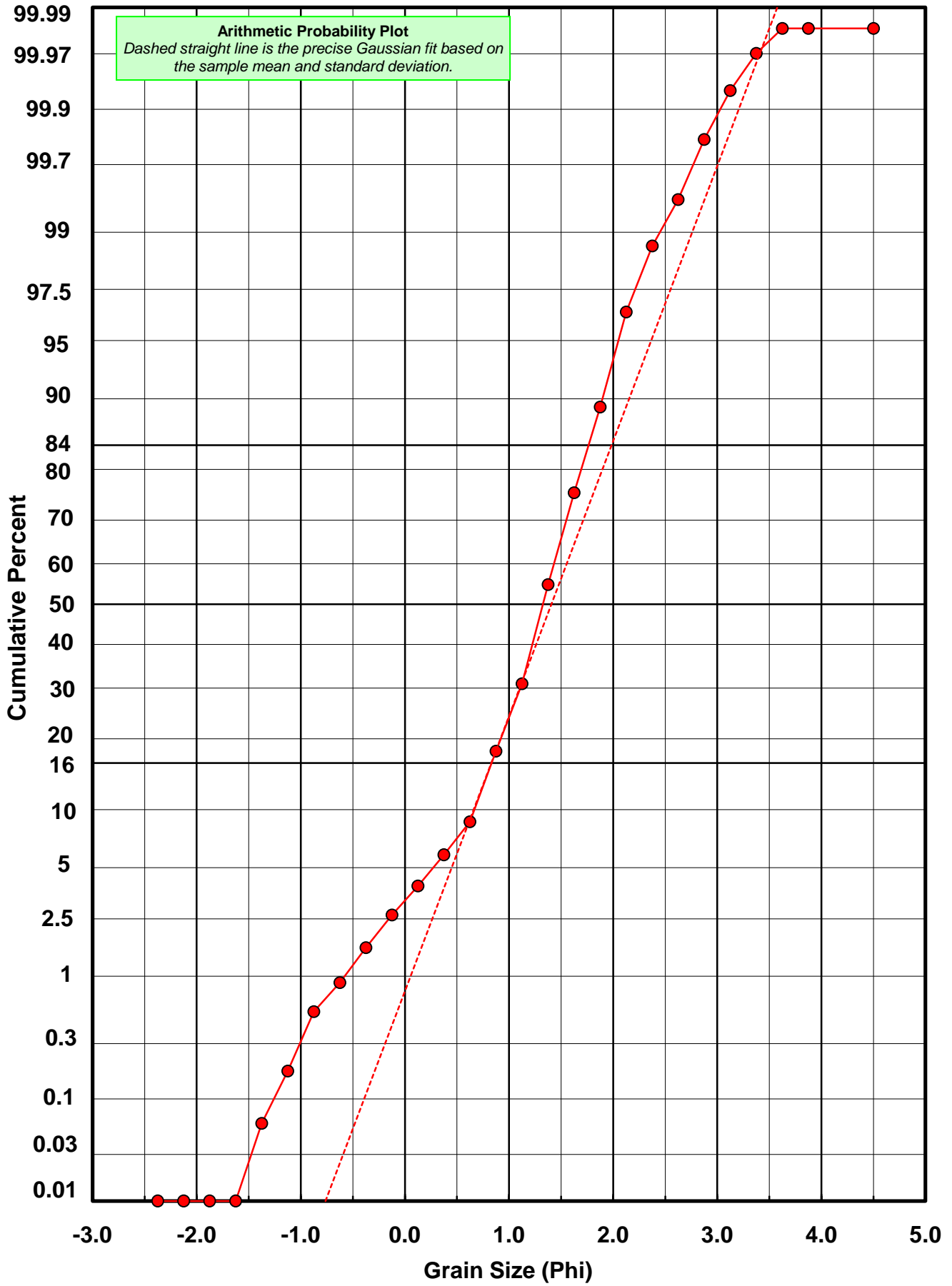
\* RARD = reciprocal absolute relative dispersion (see below)

Statistical Explanation	
Calculations based on the Method of Moments	
Skewness: 3rd Stand. Moment; Exact Gaussian = 0.0	
Kurtosis: 4th Stand. Moment; Exact Gaussian = 3.0	
For Further Explanation, See Basille et al. 2002	
Millimeter data calculated by $mm = 2^{(-\phi)}$	

Reciprocal Absolute Relative Dispersion (RARD) Scale	
< 0.5	Excellent homogeneity (e.g., beaches)
0.5 to 1.0	Good homogeneity
1.0 to 1.33	Fair homogeneity
> 1.33	Poor homogeneity (e.g., glacial)



# BV-41-BB



# Post-Digestion Grain Size Distribution

Onshore Grab Sample

Sample: BV-41-BB

Total Digested Mass: 39.356 grams

% Silica: 74.9 %

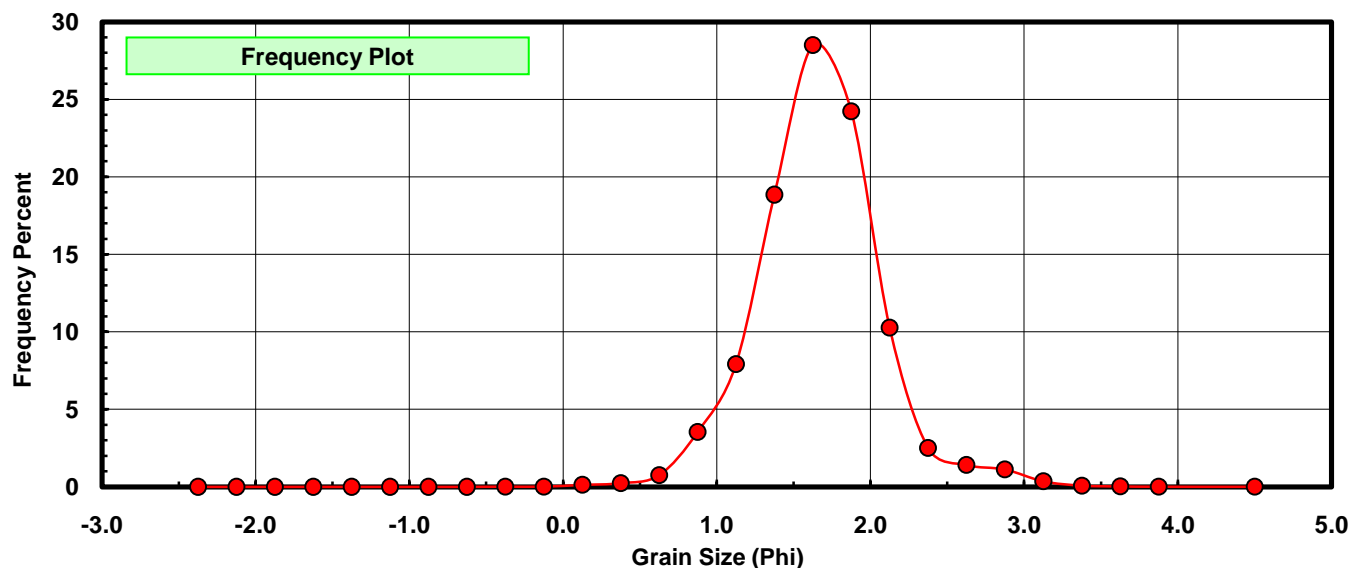
Sieve Size (phi)	Sieve Midpt (phi)	Weight (grams)	Freq Weight %	Cumulative Weight %
-2.25	-2.375	0.000	0.000	0.000
-2.00	-2.125	0.000	0.000	0.000
-1.75	-1.875	0.000	0.000	0.000
-1.50	-1.625	0.000	0.000	0.000
-1.25	-1.375	0.000	0.000	0.000
-1.00	-1.125	0.000	0.000	0.000
-0.75	-0.875	0.000	0.000	0.000
-0.50	-0.625	0.000	0.000	0.000
-0.25	-0.375	0.006	0.015	0.015
0.00	-0.125	0.006	0.015	0.030
0.25	0.125	0.051	0.130	0.160
0.50	0.375	0.094	0.239	0.399
0.75	0.625	0.297	0.755	1.154
1.00	0.875	1.391	3.534	4.688
1.25	1.125	3.118	7.923	12.611
1.50	1.375	7.419	18.851	31.462
1.75	1.625	11.218	28.504	59.965
2.00	1.875	9.538	24.235	84.201
2.25	2.125	4.042	10.270	94.471
2.50	2.375	0.990	2.515	96.986
2.75	2.625	0.555	1.410	98.397
3.00	2.875	0.442	1.123	99.520
3.25	3.125	0.140	0.356	99.875
3.50	3.375	0.032	0.081	99.957
3.75	3.625	0.011	0.028	99.985
4.00	3.875	0.004	0.010	99.995
5.00	4.500	0.002	0.005	100.000

Statistical Results			
Mean:	1.6653	phi	(0.3153 mm)
Standard Dev:	0.4106	phi-units	(0.7523 mm)
Skewness:	0.2655	dimensionless	
Kurtosis:	4.6660	dimensionless	
5th Moment:	4.6941	dimensionless	
6th Moment:	47.9351	dimensionless	
RARD *	0.2465	dimensionless	
Median	1.5376	phi	(0.3445 mm)

\* RARD = reciprocal absolute relative dispersion (see below)

Statistical Explanation	
Calculations based on the Method of Moments	
Skewness: 3rd Stand. Moment; Exact Gaussian = 0.0	
Kurtosis: 4th Stand. Moment; Exact Gaussian = 3.0	
For Further Explanation, See Basille et al. 2002	
Millimeter data calculated by $mm = 2^{(-phi)}$	

Reciprocal Absolute Relative Dispersion (RARD) Scale	
< 0.5	Excellent homogeneity (e.g., beaches)
0.5 to 1.0	Good homogeneity
1.0 to 1.33	Fair homogeneity
> 1.33	Poor homogeneity (e.g., glacial)



# BV-41-BB

