

Onshore Grab Sample

Sample: BV-39-BB
Sample Taken By: D. Phelps
Sample Collected On: 10/28/08
Splits? N/A

County: Brevard
Latitude: 28° 21' 30.5"
Longitude: 80° 36' 14.6"
Datum: WGS 84
Surf. Elev: N/A
Datum: N/A

Fine Data Summary

Total Sample Weight	68.681 grams
Total Fines in Sample	0.109 grams
Total Percent Fines	0.16 %

Dry Sieving Summary

Total Sample Weight	68.482 grams
Total Digested Weight	50.735 grams
Total Carbonate Weight	17.747 grams
Total Silica %	74.09 %
Total Carbonate %	25.91 %
Carbonate/Silica Ratio	0.350

General Comments:

None

Description

Worked By: M. Ladle

Pre-Digestion Grain Size Distribution

Onshore Grab Sample

Sample: BV-39-BB

Total Sample Mass: 68.482 grams

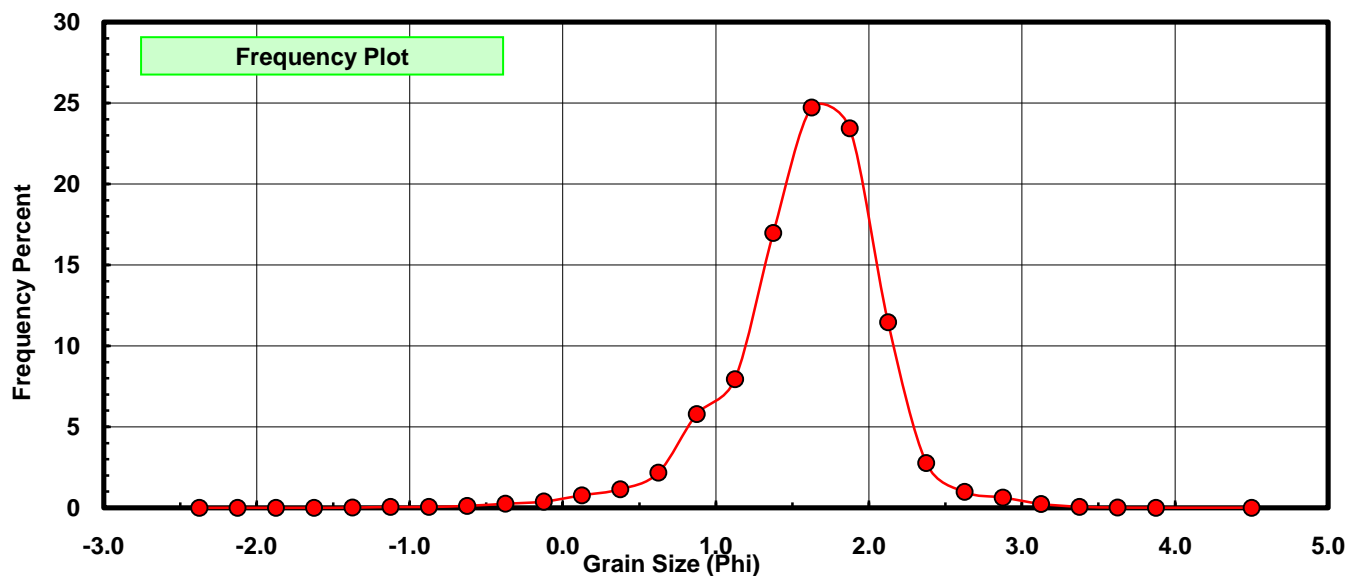
Sieve Size (phi)	Sieve Midpt (phi)	Weight (grams)	Freq Weight %	Cumulative Weight %
-2.25	-2.375	0.000	0.000	0.000
-2.00	-2.125	0.000	0.000	0.000
-1.75	-1.875	0.000	0.000	0.000
-1.50	-1.625	0.000	0.000	0.000
-1.25	-1.375	0.008	0.012	0.012
-1.00	-1.125	0.036	0.053	0.064
-0.75	-0.875	0.034	0.050	0.114
-0.50	-0.625	0.083	0.121	0.235
-0.25	-0.375	0.170	0.248	0.483
0.00	-0.125	0.263	0.384	0.867
0.25	0.125	0.528	0.771	1.638
0.50	0.375	0.783	1.143	2.782
0.75	0.625	1.489	2.174	4.956
1.00	0.875	3.963	5.787	10.743
1.25	1.125	5.446	7.952	18.695
1.50	1.375	11.621	16.969	35.665
1.75	1.625	16.928	24.719	60.384
2.00	1.875	16.045	23.430	83.813
2.25	2.125	7.851	11.464	95.278
2.50	2.375	1.896	2.769	98.046
2.75	2.625	0.671	0.980	99.026
3.00	2.875	0.436	0.637	99.663
3.25	3.125	0.165	0.241	99.904
3.50	3.375	0.044	0.064	99.968
3.75	3.625	0.012	0.018	99.985
4.00	3.875	0.005	0.007	99.993
5.00	4.50	0.005	0.007	100.000

Statistical Results			
Mean:	1.5942	phi	(0.3312 mm)
Standard Dev:	0.4963	phi-units	(0.7089 mm)
Skewness:	-0.7748	dimensionless	
Kurtosis:	5.6140	dimensionless	
5th Moment:	-12.0792	dimensionless	
6th Moment:	74.9042	dimensionless	
RARD *	0.3113	dimensionless	
Median	1.5200	phi	(0.3487 mm)

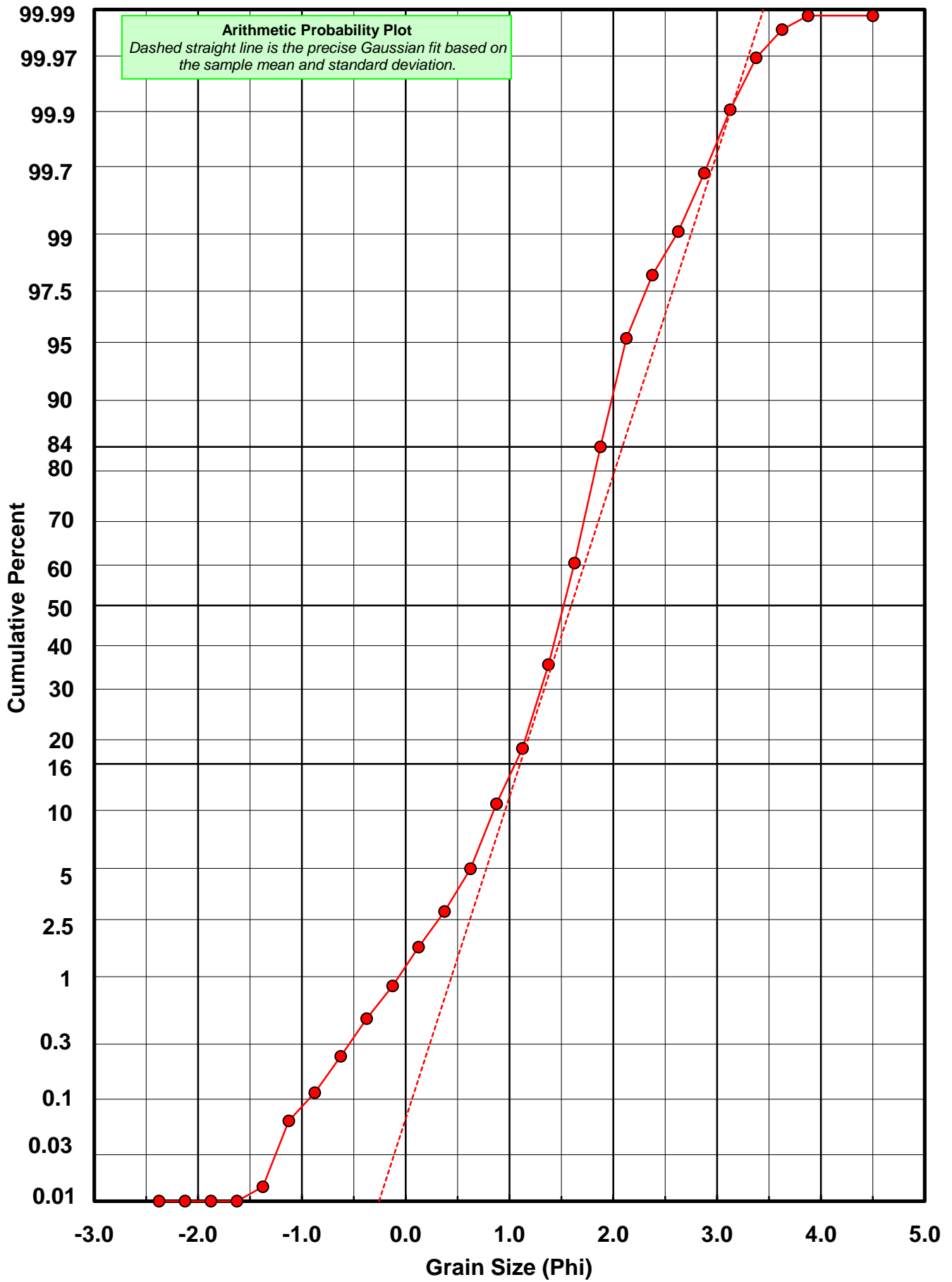
* RARD = reciprocal absolute relative dispersion (see below)

Statistical Explanation	
Calculations based on the Method of Moments	
Skewness: 3rd Stand. Moment; Exact Gaussian = 0.0	
Kurtosis: 4th Stand. Moment; Exact Gaussian = 3.0	
For Further Explanation, See Basille et al. 2002	
Millimeter data calculated by $mm = 2^{(-\phi)}$	

Reciprocal Absolute Relative Dispersion (RARD) Scale	
< 0.5	Excellent homogeneity (e.g., beaches)
0.5 to 1.0	Good homogeneity
1.0 to 1.33	Fair homogeneity
> 1.33	Poor homogeneity (e.g., glacial)



BV-39-BB



Carbonate Grain Size Distribution

Onshore Grab Sample

Sample: BV-39-BB

Total Carbonate Mass: 17.757 grams

% Carbonate: 25.9 %

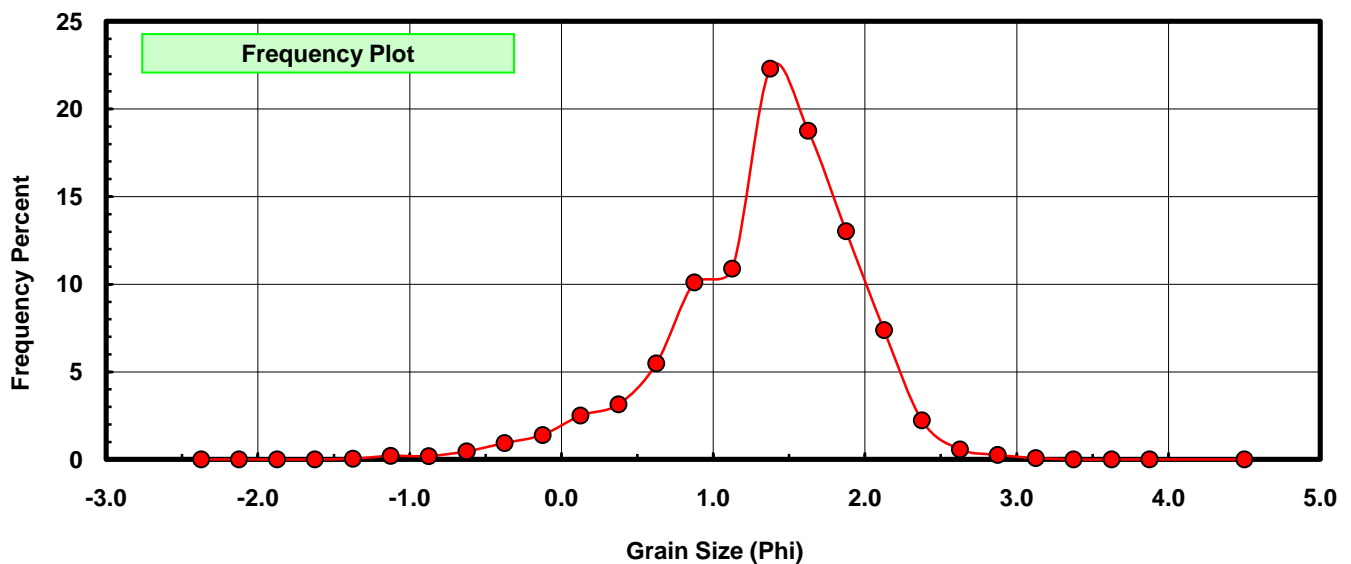
Sieve Size (phi)	Sieve Midpt (phi)	Weight (grams)	Freq Weight %	Cumulative Weight %
-2.25	-2.375	0.000	0.000	0.000
-2.00	-2.125	0.000	0.000	0.000
-1.75	-1.875	0.000	0.000	0.000
-1.50	-1.625	0.000	0.000	0.000
-1.25	-1.375	0.008	0.045	0.045
-1.00	-1.125	0.036	0.203	0.248
-0.75	-0.875	0.034	0.191	0.439
-0.50	-0.625	0.083	0.467	0.907
-0.25	-0.375	0.166	0.935	1.842
0.00	-0.125	0.249	1.402	3.244
0.25	0.125	0.445	2.506	5.750
0.50	0.375	0.558	3.142	8.892
0.75	0.625	0.973	5.480	14.372
1.00	0.875	1.796	10.114	24.486
1.25	1.125	1.933	10.886	35.372
1.50	1.375	3.961	22.307	57.679
1.75	1.625	3.333	18.770	76.449
2.00	1.875	2.312	13.020	89.469
2.25	2.125	1.311	7.383	96.852
2.50	2.375	0.396	2.230	99.082
2.75	2.625	0.103	0.580	99.662
3.00	2.875	0.046	0.259	99.921
3.25	3.125	0.014	0.079	100.000
3.50	3.375	0.000	0.000	100.000
3.75	3.625	0.000	0.000	100.000
4.00	3.875	0.000	0.000	100.000
5.00	4.500	0.000	0.000	100.000

Statistical Results			
Mean:	1.3382	phi	(0.3955 mm)
Standard Dev:	0.6195	phi-units	(0.6509 mm)
Skewness:	-0.7957	dimensionless	
Kurtosis:	4.0581	dimensionless	
5th Moment:	-8.2689	dimensionless	
6th Moment:	32.7403	dimensionless	
RARD *	0.4630	dimensionless	
Median	1.2889	phi	(0.4093 mm)

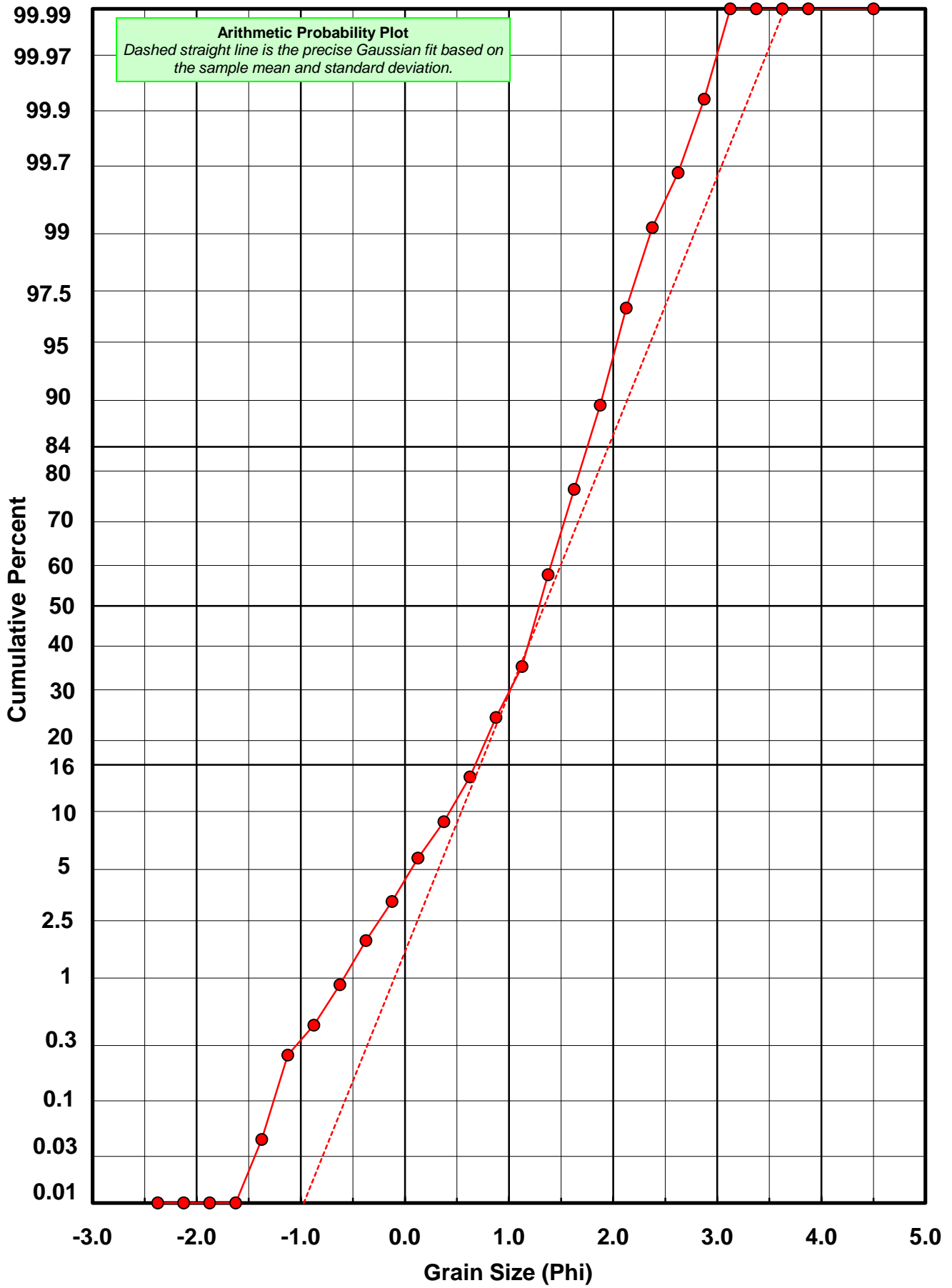
* RARD = reciprocal absolute relative dispersion (see below)

Statistical Explanation	
Calculations based on the Method of Moments	
Skewness: 3rd Stand. Moment; Exact Gaussian = 0.0	
Kurtosis: 4th Stand. Moment; Exact Gaussian = 3.0	
For Further Explanation, See Basille et al. 2002	
Millimeter data calculated by $mm = 2^{(-\phi)}$	

Reciprocal Absolute Relative Dispersion (RARD) Scale	
< 0.5	Excellent homogeneity (e.g., beaches)
0.5 to 1.0	Good homogeneity
1.0 to 1.33	Fair homogeneity
> 1.33	Poor homogeneity (e.g., glacial)



BV-39-BB



Post-Digestion Grain Size Distribution

Onshore Grab Sample

Sample: BV-39-BB

Total Digested Mass: 50.735 grams

% Silica: 74.1 %

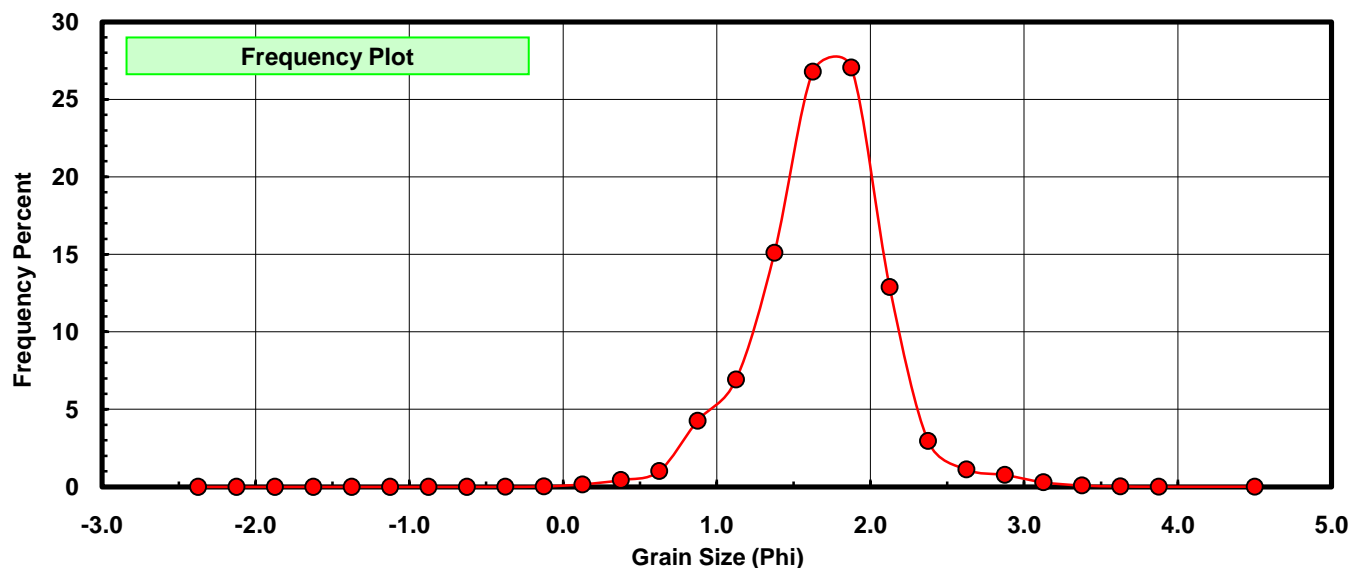
Sieve Size (phi)	Sieve Midpt (phi)	Weight (grams)	Freq Weight %	Cumulative Weight %
-2.25	-2.375	0.000	0.000	0.000
-2.00	-2.125	0.000	0.000	0.000
-1.75	-1.875	0.000	0.000	0.000
-1.50	-1.625	0.000	0.000	0.000
-1.25	-1.375	0.000	0.000	0.000
-1.00	-1.125	0.000	0.000	0.000
-0.75	-0.875	0.000	0.000	0.000
-0.50	-0.625	0.000	0.000	0.000
-0.25	-0.375	0.004	0.008	0.008
0.00	-0.125	0.014	0.028	0.035
0.25	0.125	0.083	0.164	0.199
0.50	0.375	0.225	0.443	0.643
0.75	0.625	0.516	1.017	1.660
1.00	0.875	2.167	4.271	5.931
1.25	1.125	3.513	6.924	12.855
1.50	1.375	7.660	15.098	27.953
1.75	1.625	13.595	26.796	54.749
2.00	1.875	13.733	27.068	81.817
2.25	2.125	6.540	12.891	94.708
2.50	2.375	1.500	2.957	97.664
2.75	2.625	0.568	1.120	98.784
3.00	2.875	0.390	0.769	99.553
3.25	3.125	0.151	0.298	99.850
3.50	3.375	0.046	0.091	99.941
3.75	3.625	0.016	0.032	99.972
4.00	3.875	0.006	0.012	99.984
5.00	4.500	0.008	0.016	100.000

Statistical Results			
Mean:	1.6843	phi	(0.3112 mm)
Standard Dev:	0.4174	phi-units	(0.7488 mm)
Skewness:	-0.0637	dimensionless	
Kurtosis:	4.6994	dimensionless	
5th Moment:	2.7394	dimensionless	
6th Moment:	54.0433	dimensionless	
RARD *	0.2478	dimensionless	
Median	1.5807	phi	(0.3343 mm)

* RARD = reciprocal absolute relative dispersion (see below)

Statistical Explanation	
Calculations based on the Method of Moments	
Skewness: 3rd Stand. Moment; Exact Gaussian = 0.0	
Kurtosis: 4th Stand. Moment; Exact Gaussian = 3.0	
For Further Explanation, See Basille et al. 2002	
Millimeter data calculated by $mm = 2^{(-\phi)}$	

Reciprocal Absolute Relative Dispersion (RARD) Scale	
< 0.5	Excellent homogeneity (e.g., beaches)
0.5 to 1.0	Good homogeneity
1.0 to 1.33	Fair homogeneity
> 1.33	Poor homogeneity (e.g., glacial)



BV-39-BB

