

**Onshore Grab Sample**

**Sample:** BV-35-BB  
**Sample Taken By:** D. Phelps  
**Sample Collected On:** 10/28/08  
**Splits?** N/A

**County:** Brevard  
**Latitude:** 28° 24' 26.7"  
**Longitude:** 80° 35' 24.3"  
**Datum:** WGS 84  
**Surf. Elev:** N/A  
**Datum:** N/A

**Fine Data Summary**

Total Sample Weight 56.66 grams  
Total Fines in Sample 0.339 grams  
Total Percent Fines 0.59 %

**Dry Sieving Summary**

Total Sample Weight 56.407 grams  
Total Digested Weight 53.352 grams  
Total Carbonate Weight 3.055 grams  
Total Silica % 94.58 %  
Total Carbonate % 5.42 %  
Carbonate/Silica Ratio 0.057

**General Comments:**

None

**Description**

Worked By: M. Ladle

# Pre-Digestion Grain Size Distribution

Onshore Grab Sample

Sample: BV-35-BB

Total Sample Mass: 56.407 grams

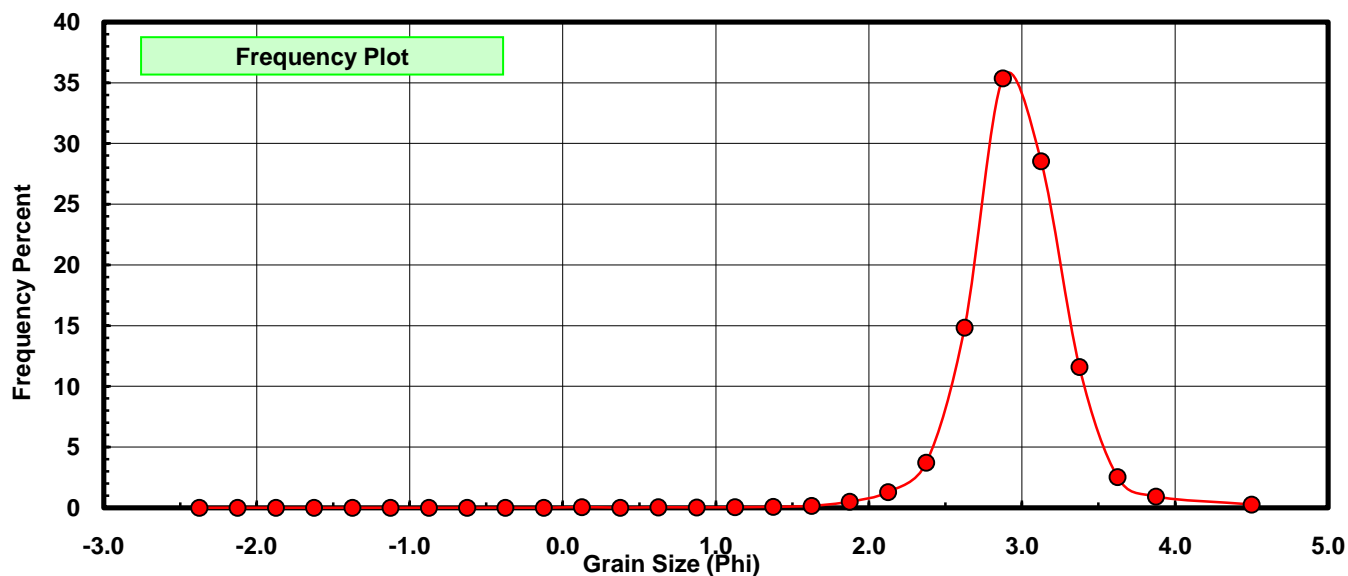
Sieve Size (phi)	Sieve Midpt (phi)	Weight (grams)	Freq Weight %	Cumulative Weight %
-2.25	-2.375	0.000	0.000	0.000
-2.00	-2.125	0.000	0.000	0.000
-1.75	-1.875	0.000	0.000	0.000
-1.50	-1.625	0.000	0.000	0.000
-1.25	-1.375	0.000	0.000	0.000
-1.00	-1.125	0.000	0.000	0.000
-0.75	-0.875	0.000	0.000	0.000
-0.50	-0.625	0.000	0.000	0.000
-0.25	-0.375	0.004	0.007	0.007
0.00	-0.125	0.000	0.000	0.007
0.25	0.125	0.030	0.053	0.060
0.50	0.375	0.006	0.011	0.071
0.75	0.625	0.022	0.039	0.110
1.00	0.875	0.016	0.028	0.138
1.25	1.125	0.025	0.044	0.183
1.50	1.375	0.043	0.076	0.259
1.75	1.625	0.089	0.158	0.417
2.00	1.875	0.284	0.503	0.920
2.25	2.125	0.734	1.301	2.221
2.50	2.375	2.099	3.721	5.943
2.75	2.625	8.370	14.839	20.781
3.00	2.875	19.947	35.363	56.144
3.25	3.125	16.091	28.527	84.670
3.50	3.375	6.544	11.601	96.272
3.75	3.625	1.426	2.528	98.800
4.00	3.875	0.524	0.929	99.729
5.00	4.50	0.153	0.271	100.000

Statistical Results			
Mean:	2.9592	phi	(0.1286 mm)
Standard Dev:	0.3428	phi-units	(0.7885 mm)
Skewness:	-0.6720	dimensionless	
Kurtosis:	9.5472	dimensionless	
5th Moment:	-39.1432	dimensionless	
6th Moment:	368.7042	dimensionless	
RARD *	0.1158	dimensionless	
Median	2.8316	phi	(0.1405 mm)

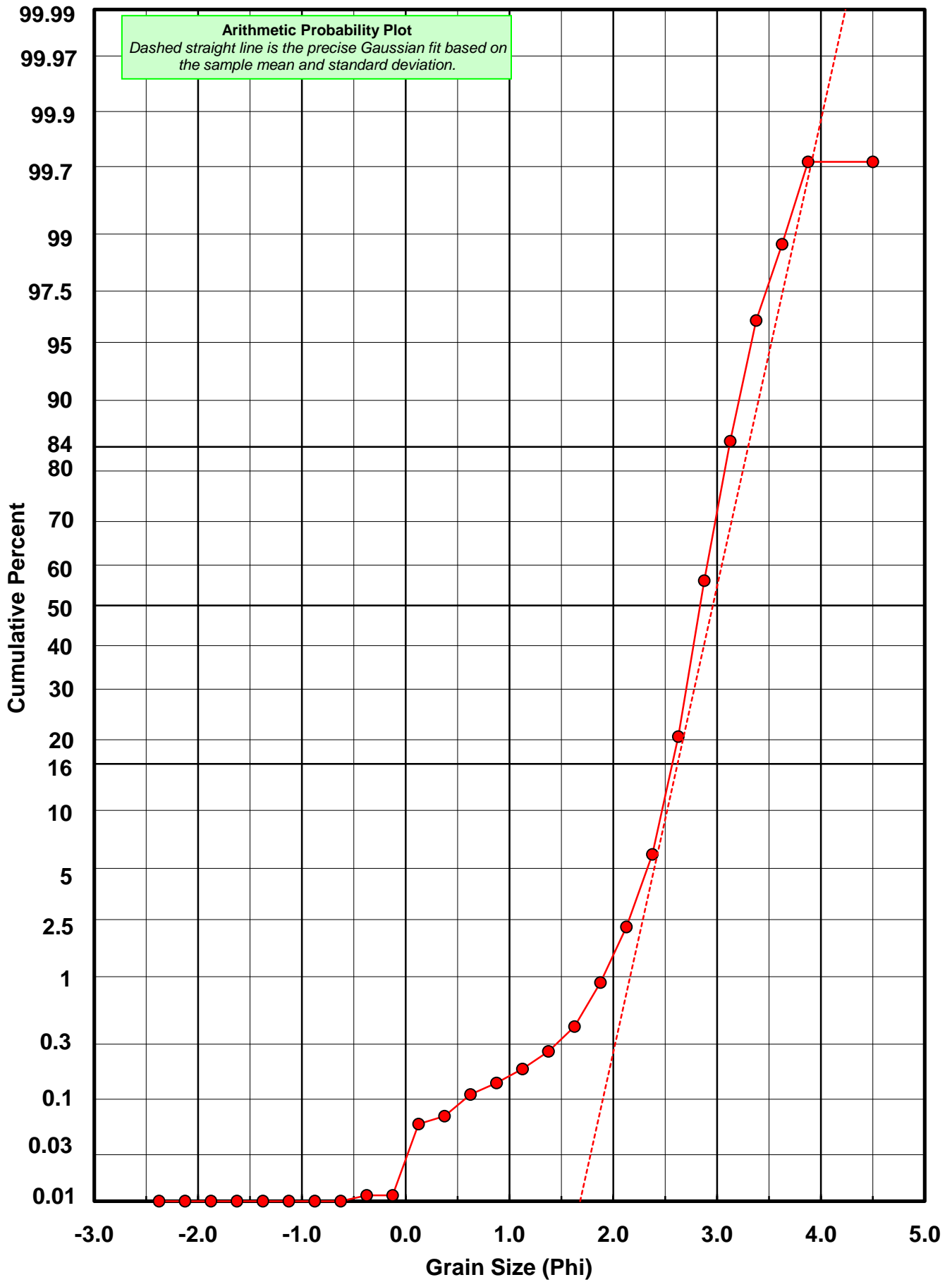
\* RARD = reciprocal absolute relative dispersion (see below)

Statistical Explanation	
Calculations based on the Method of Moments	
Skewness: 3rd Stand. Moment; Exact Gaussian = 0.0	
Kurtosis: 4th Stand. Moment; Exact Gaussian = 3.0	
For Further Explanation, See Basille et al. 2002	
Millimeter data calculated by $mm = 2^{(-\phi)}$	

Reciprocal Absolute Relative Dispersion (RARD) Scale	
< 0.5	Excellent homogeneity (e.g., beaches)
0.5 to 1.0	Good homogeneity
1.0 to 1.33	Fair homogeneity
> 1.33	Poor homogeneity (e.g., glacial)



# BV-35-BB



# Carbonate Grain Size Distribution

Onshore Grab Sample

Sample: BV-35-BB

Total Carbonate Mass: 3.151 grams

% Carbonate: 5.4 %

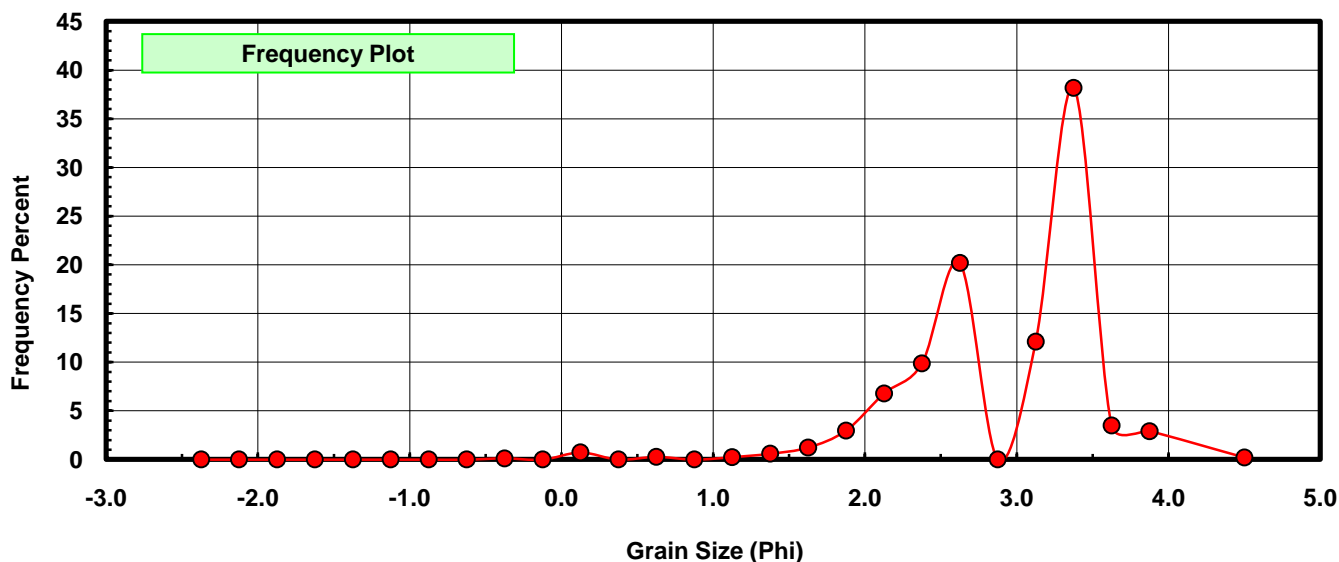
Sieve Size (phi)	Sieve Midpt (phi)	Weight (grams)	Freq Weight %	Cumulative Weight %
-2.25	-2.375	0.000	0.000	0.000
-2.00	-2.125	0.000	0.000	0.000
-1.75	-1.875	0.000	0.000	0.000
-1.50	-1.625	0.000	0.000	0.000
-1.25	-1.375	0.000	0.000	0.000
-1.00	-1.125	0.000	0.000	0.000
-0.75	-0.875	0.000	0.000	0.000
-0.50	-0.625	0.000	0.000	0.000
-0.25	-0.375	0.004	0.127	0.127
0.00	-0.125	0.000	0.000	0.127
0.25	0.125	0.023	0.730	0.857
0.50	0.375	0.000	0.000	0.857
0.75	0.625	0.009	0.286	1.142
1.00	0.875	0.000	0.000	1.142
1.25	1.125	0.008	0.254	1.396
1.50	1.375	0.019	0.603	1.999
1.75	1.625	0.039	1.238	3.237
2.00	1.875	0.094	2.983	6.220
2.25	2.125	0.214	6.791	13.012
2.50	2.375	0.311	9.870	22.882
2.75	2.625	0.636	20.184	43.066
3.00	2.875	0.000	0.000	43.066
3.25	3.125	0.382	12.123	55.189
3.50	3.375	1.203	38.178	93.367
3.75	3.625	0.110	3.491	96.858
4.00	3.875	0.092	2.920	99.778
5.00	4.500	0.007	0.222	100.000

Statistical Results			
Mean:	2.9150	phi	(0.1326 mm)
Standard Dev:	0.6206	phi-units	(0.6504 mm)
Skewness:	-1.2685	dimensionless	
Kurtosis:	6.0659	dimensionless	
5th Moment:	-22.2426	dimensionless	
6th Moment:	101.6360	dimensionless	
RARD *	0.2129	dimensionless	
Median	3.0180	phi	(0.1235 mm)

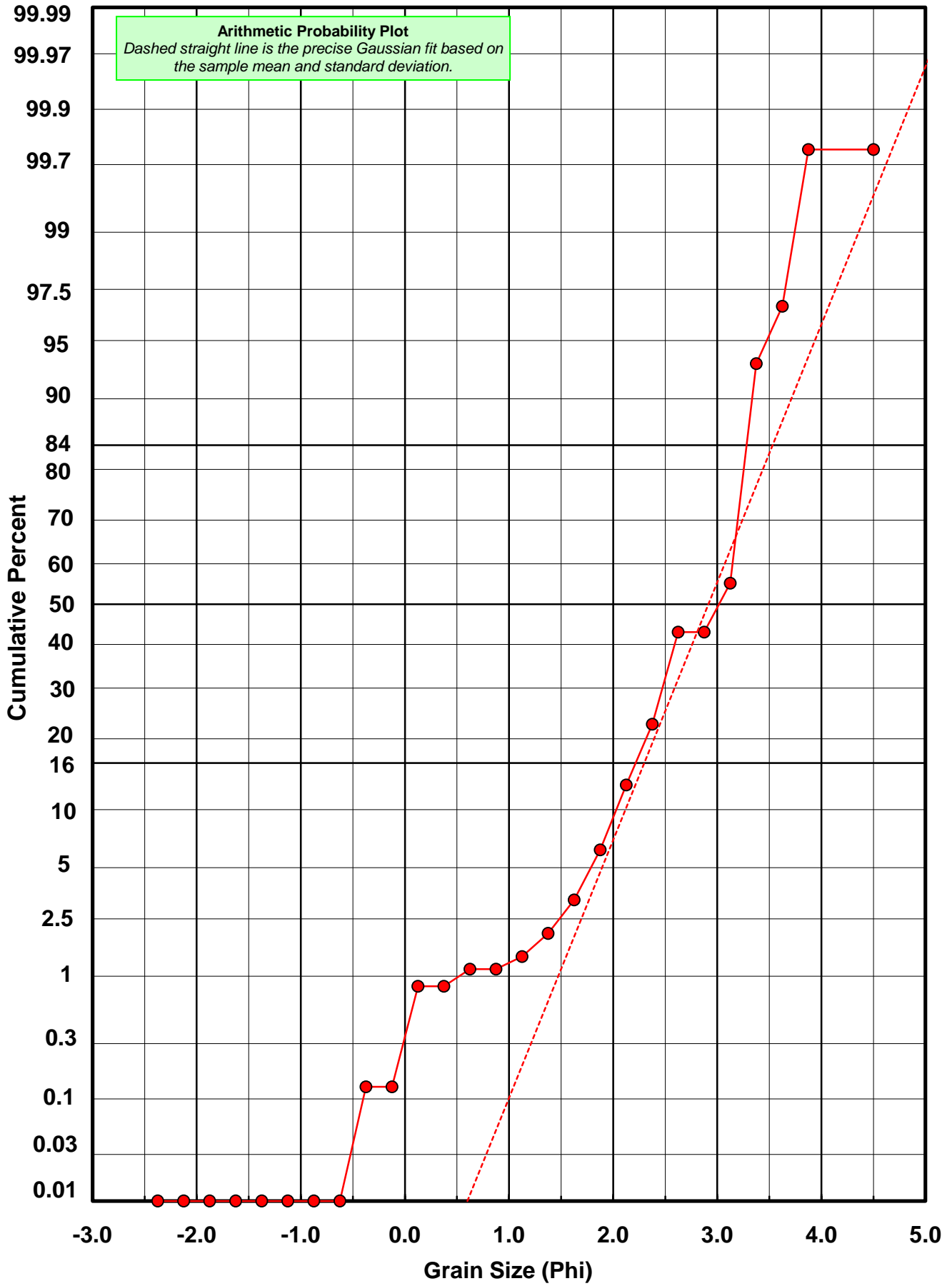
\* RARD = reciprocal absolute relative dispersion (see below)

Statistical Explanation	
Calculations based on the Method of Moments	
Skewness: 3rd Stand. Moment; Exact Gaussian = 0.0	
Kurtosis: 4th Stand. Moment; Exact Gaussian = 3.0	
For Further Explanation, See Basille et al. 2002	
Millimeter data calculated by $mm = 2^{(-\phi)}$	

Reciprocal Absolute Relative Dispersion (RARD) Scale	
< 0.5	Excellent homogeneity (e.g., beaches)
0.5 to 1.0	Good homogeneity
1.0 to 1.33	Fair homogeneity
> 1.33	Poor homogeneity (e.g., glacial)



# BV-35-BB



# Post-Digestion Grain Size Distribution

Onshore Grab Sample

Sample: BV-35-BB

Total Digested Mass: 53.352 grams

% Silica: 94.6 %

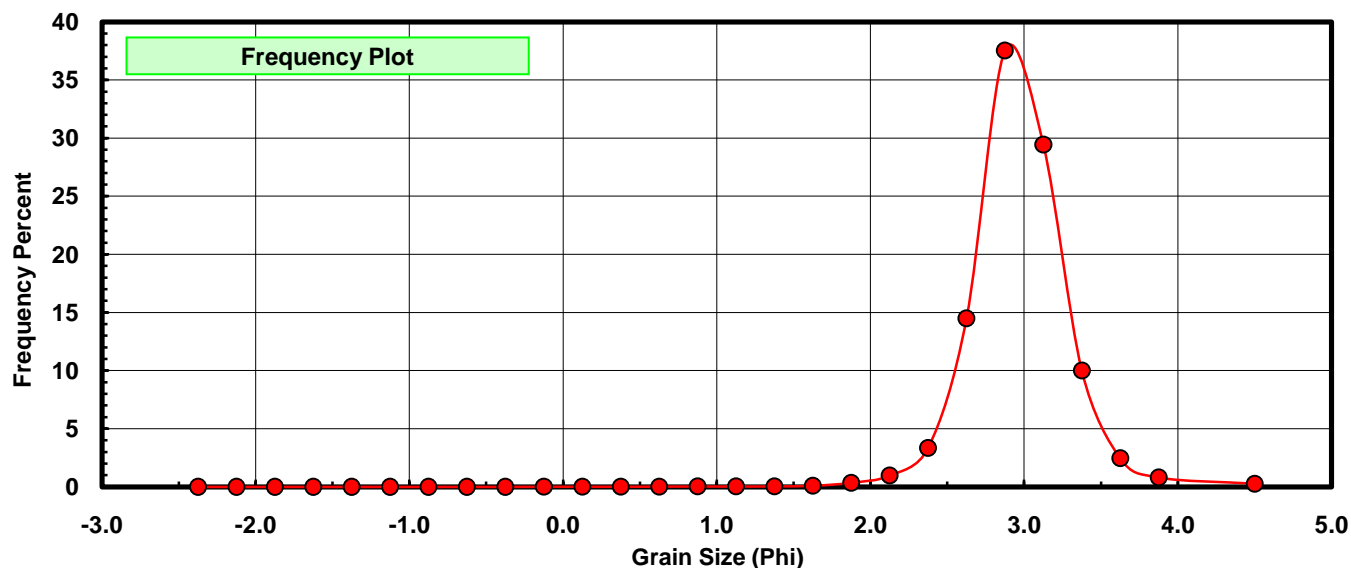
Sieve Size (phi)	Sieve Midpt (phi)	Weight (grams)	Freq Weight %	Cumulative Weight %
-2.25	-2.375	0.000	0.000	0.000
-2.00	-2.125	0.000	0.000	0.000
-1.75	-1.875	0.000	0.000	0.000
-1.50	-1.625	0.000	0.000	0.000
-1.25	-1.375	0.000	0.000	0.000
-1.00	-1.125	0.000	0.000	0.000
-0.75	-0.875	0.000	0.000	0.000
-0.50	-0.625	0.000	0.000	0.000
-0.25	-0.375	0.000	0.000	0.000
0.00	-0.125	0.006	0.011	0.011
0.25	0.125	0.007	0.013	0.024
0.50	0.375	0.007	0.013	0.037
0.75	0.625	0.013	0.024	0.062
1.00	0.875	0.019	0.036	0.097
1.25	1.125	0.017	0.032	0.129
1.50	1.375	0.024	0.045	0.174
1.75	1.625	0.050	0.094	0.268
2.00	1.875	0.190	0.356	0.624
2.25	2.125	0.520	0.975	1.599
2.50	2.375	1.788	3.351	4.950
2.75	2.625	7.734	14.496	19.446
3.00	2.875	20.033	37.549	56.995
3.25	3.125	15.709	29.444	86.439
3.50	3.375	5.341	10.011	96.450
3.75	3.625	1.316	2.467	98.917
4.00	3.875	0.432	0.810	99.726
5.00	4.500	0.146	0.274	100.000

Statistical Results			
Mean:	2.9611	phi	(0.1284 mm)
Standard Dev:	0.3202	phi-units	(0.8009 mm)
Skewness:	-0.3696	dimensionless	
Kurtosis:	8.9645	dimensionless	
5th Moment:	-29.0615	dimensionless	
6th Moment:	333.4211	dimensionless	
RARD *	0.1081	dimensionless	
Median	2.8284	phi	(0.1408 mm)

\* RARD = reciprocal absolute relative dispersion (see below)

Statistical Explanation	
Calculations based on the Method of Moments	
Skewness: 3rd Stand. Moment; Exact Gaussian = 0.0	
Kurtosis: 4th Stand. Moment; Exact Gaussian = 3.0	
For Further Explanation, See Basille et al. 2002	
Millimeter data calculated by $mm = 2^{(-\phi)}$	

Reciprocal Absolute Relative Dispersion (RARD) Scale	
< 0.5	Excellent homogeneity (e.g., beaches)
0.5 to 1.0	Good homogeneity
1.0 to 1.33	Fair homogeneity
> 1.33	Poor homogeneity (e.g., glacial)



# BV-35-BB

