

Onshore Grab Sample

Sample: BV-32-BB
Sample Taken By: D. Phelps
Sample Collected On: 3/18/09
Splits? N/A

County: Brevard
Latitude: 28° 26' 1.1"
Longitude: 80° 33' 59.7"
Datum: WGS 84
Surf. Elev: N/A
Datum: N/A

Fine Data Summary

Total Sample Weight 68.99 grams
Total Fines in Sample 0.105 grams
Total Percent Fines 0.15 %

Dry Sieving Summary

Total Sample Weight 68.820 grams
Total Digested Weight 56.571 grams
Total Carbonate Weight 12.249 grams
Total Silica % 82.20 %
Total Carbonate % 17.80 %
Carbonate/Silica Ratio 0.217

General Comments:

None

Description

Worked By: M. Ladle

Pre-Digestion Grain Size Distribution

Onshore Grab Sample

Sample: BV-32-BB

Total Sample Mass: 68.820 grams

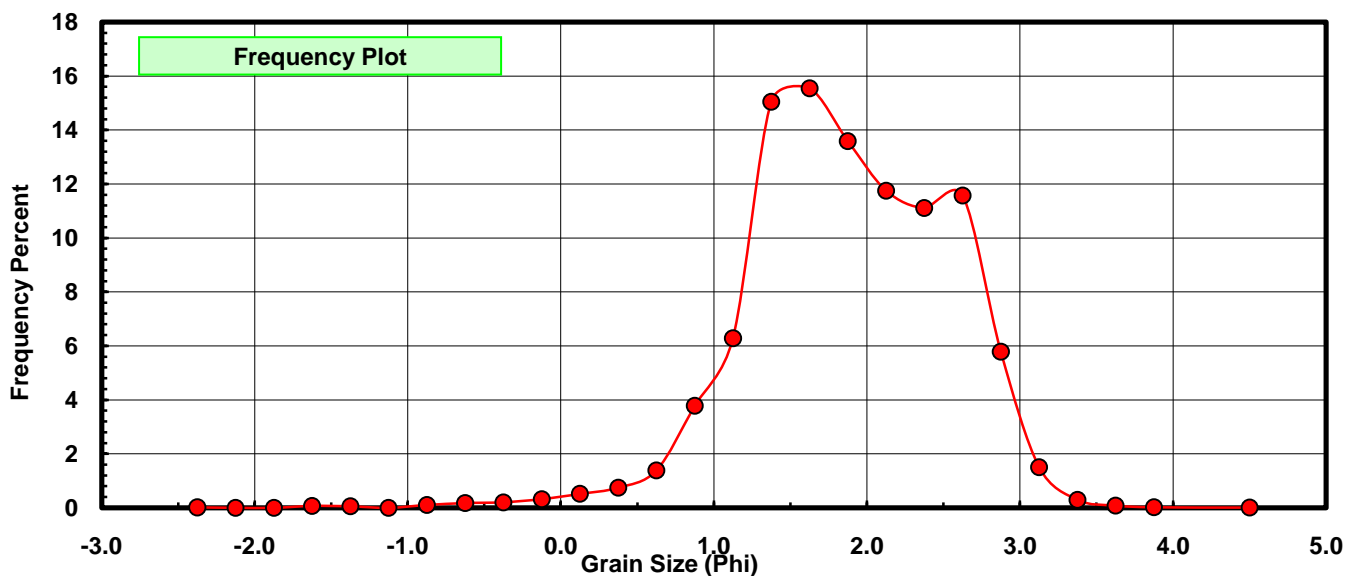
Sieve Size (phi)	Sieve Midpt (phi)	Weight (grams)	Freq Weight %	Cumulative Weight %
-2.25	-2.375	0.012	0.017	0.017
-2.00	-2.125	0.001	0.001	0.019
-1.75	-1.875	0.000	0.000	0.019
-1.50	-1.625	0.049	0.071	0.090
-1.25	-1.375	0.038	0.055	0.145
-1.00	-1.125	0.000	0.000	0.145
-0.75	-0.875	0.073	0.106	0.251
-0.50	-0.625	0.121	0.176	0.427
-0.25	-0.375	0.142	0.206	0.634
0.00	-0.125	0.222	0.323	0.956
0.25	0.125	0.355	0.516	1.472
0.50	0.375	0.513	0.745	2.217
0.75	0.625	0.956	1.389	3.607
1.00	0.875	2.602	3.781	7.387
1.25	1.125	4.328	6.289	13.676
1.50	1.375	10.357	15.049	28.726
1.75	1.625	10.696	15.542	44.268
2.00	1.875	9.355	13.593	57.861
2.25	2.125	8.089	11.754	69.615
2.50	2.375	7.647	11.112	80.727
2.75	2.625	7.964	11.572	92.299
3.00	2.875	3.980	5.783	98.082
3.25	3.125	1.039	1.510	99.592
3.50	3.375	0.205	0.298	99.890
3.75	3.625	0.056	0.081	99.971
4.00	3.875	0.014	0.020	99.991
5.00	4.50	0.006	0.009	100.000

Statistical Results			
Mean:	1.8698	phi	(0.2736 mm)
Standard Dev:	0.6585	phi-units	(0.6335 mm)
Skewness:	-0.5403	dimensionless	
Kurtosis:	4.4052	dimensionless	
5th Moment:	-11.6655	dimensionless	
6th Moment:	61.4647	dimensionless	
RARD *	0.3522	dimensionless	
Median	1.7304	phi	(0.3014 mm)

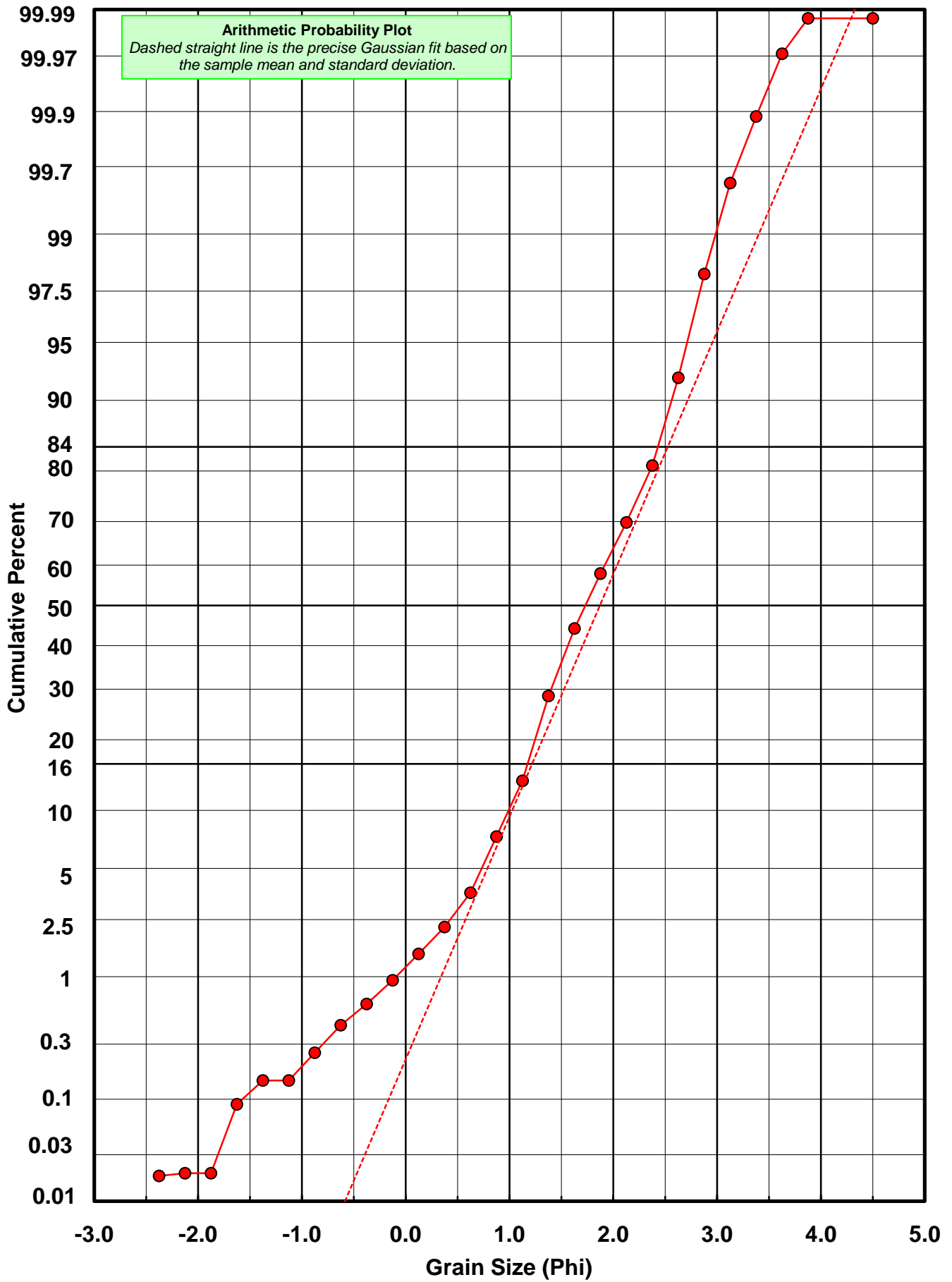
* RARD = reciprocal absolute relative dispersion (see below)

Statistical Explanation	
Calculations based on the Method of Moments	
Skewness: 3rd Stand. Moment; Exact Gaussian = 0.0	
Kurtosis: 4th Stand. Moment; Exact Gaussian = 3.0	
For Further Explanation, See Basille et al. 2002	
Millimeter data calculated by $mm = 2^{-(\phi)}$	

Reciprocal Absolute Relative Dispersion (RARD) Scale	
< 0.5	Excellent homogeneity (e.g., beaches)
0.5 to 1.0	Good homogeneity
1.0 to 1.33	Fair homogeneity
> 1.33	Poor homogeneity (e.g., glacial)



BV-32-BB



Carbonate Grain Size Distribution

Onshore Grab Sample

Sample: BV-32-BB

Total Carbonate Mass: 12.253 grams

% Carbonate: 17.8 %

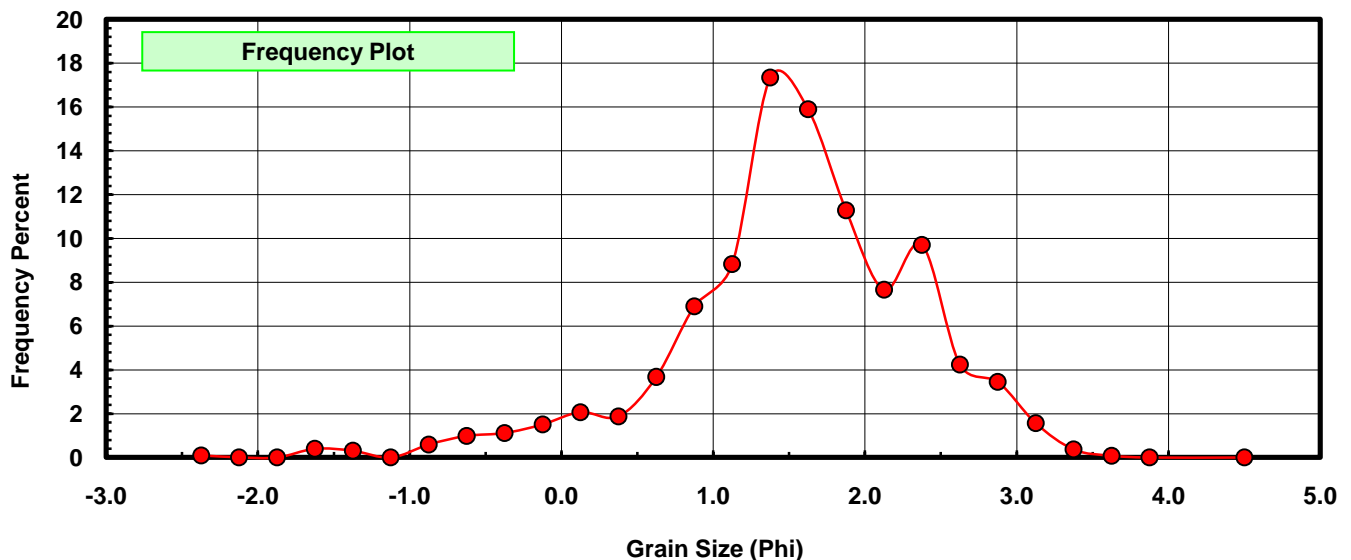
Sieve Size (phi)	Sieve Midpt (phi)	Weight (grams)	Freq Weight %	Cumulative Weight %
-2.25	-2.375	0.012	0.098	0.098
-2.00	-2.125	0.001	0.008	0.106
-1.75	-1.875	0.000	0.000	0.106
-1.50	-1.625	0.049	0.400	0.506
-1.25	-1.375	0.038	0.310	0.816
-1.00	-1.125	0.000	0.000	0.816
-0.75	-0.875	0.073	0.596	1.412
-0.50	-0.625	0.121	0.988	2.399
-0.25	-0.375	0.137	1.118	3.518
0.00	-0.125	0.185	1.510	5.027
0.25	0.125	0.254	2.073	7.100
0.50	0.375	0.230	1.877	8.977
0.75	0.625	0.451	3.681	12.658
1.00	0.875	0.846	6.904	19.563
1.25	1.125	1.082	8.830	28.393
1.50	1.375	2.125	17.343	45.736
1.75	1.625	1.948	15.898	61.634
2.00	1.875	1.382	11.279	72.913
2.25	2.125	0.938	7.655	80.568
2.50	2.375	1.190	9.712	90.280
2.75	2.625	0.520	4.244	94.524
3.00	2.875	0.424	3.460	97.984
3.25	3.125	0.192	1.567	99.551
3.50	3.375	0.045	0.367	99.918
3.75	3.625	0.010	0.082	100.000
4.00	3.875	0.000	0.000	100.000
5.00	4.500	0.000	0.000	100.000

Statistical Results			
Mean:	1.5385	phi	(0.3442 mm)
Standard Dev:	0.8537	phi-units	(0.5534 mm)
Skewness:	-0.7604	dimensionless	
Kurtosis:	4.2959	dimensionless	
5th Moment:	-9.5400	dimensionless	
6th Moment:	38.4860	dimensionless	
RARD *	0.5549	dimensionless	
Median	1.4421	phi	(0.368 mm)

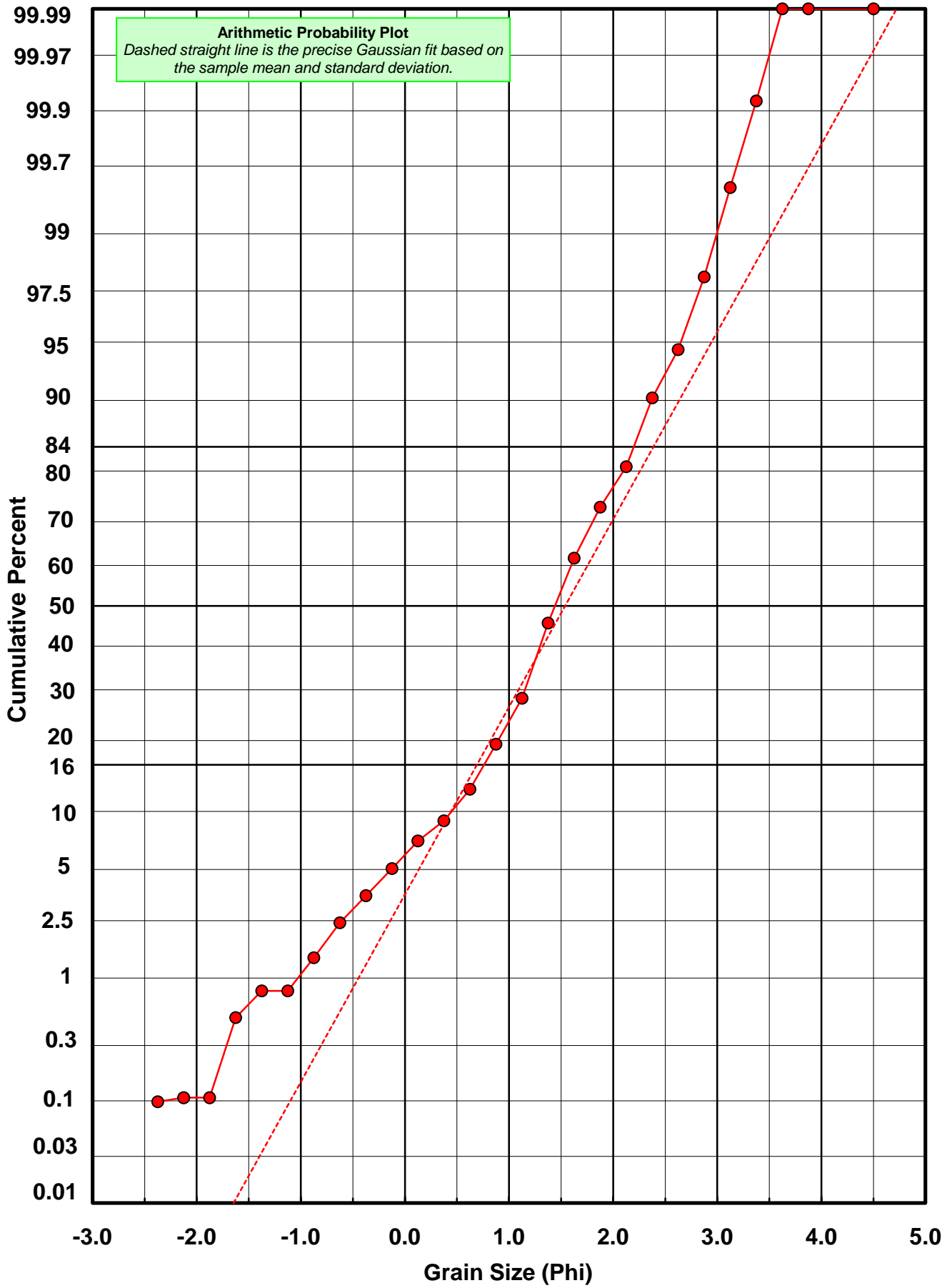
* RARD = reciprocal absolute relative dispersion (see below)

Statistical Explanation	
Calculations based on the Method of Moments	
Skewness: 3rd Stand. Moment; Exact Gaussian = 0.0	
Kurtosis: 4th Stand. Moment; Exact Gaussian = 3.0	
For Further Explanation, See Basille et al. 2002	
Millimeter data calculated by $mm = 2^{(-\phi)}$	

Reciprocal Absolute Relative Dispersion (RARD) Scale	
< 0.5	Excellent homogeneity (e.g., beaches)
0.5 to 1.0	Good homogeneity
1.0 to 1.33	Fair homogeneity
> 1.33	Poor homogeneity (e.g., glacial)



BV-32-BB



Post-Digestion Grain Size Distribution

Onshore Grab Sample

Sample: BV-32-BB

Total Digested Mass: 56.571 grams

% Silica: 82.2 %

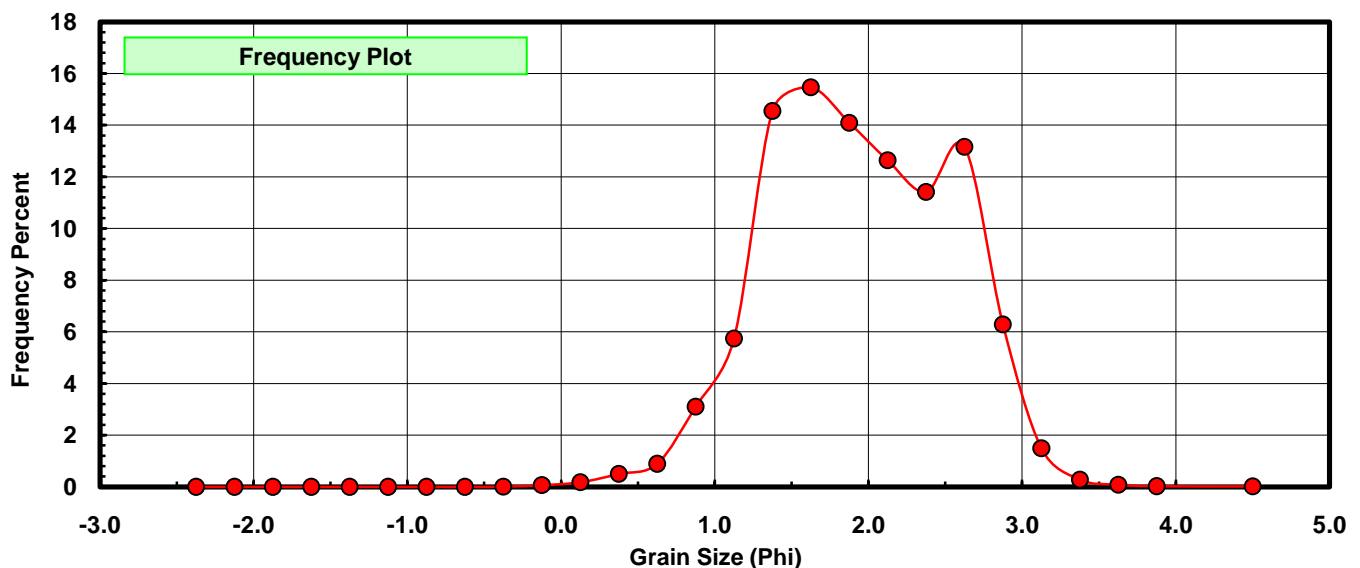
Sieve Size (phi)	Sieve Midpt (phi)	Weight (grams)	Freq Weight %	Cumulative Weight %
-2.25	-2.375	0.000	0.000	0.000
-2.00	-2.125	0.000	0.000	0.000
-1.75	-1.875	0.000	0.000	0.000
-1.50	-1.625	0.000	0.000	0.000
-1.25	-1.375	0.000	0.000	0.000
-1.00	-1.125	0.000	0.000	0.000
-0.75	-0.875	0.000	0.000	0.000
-0.50	-0.625	0.000	0.000	0.000
-0.25	-0.375	0.005	0.009	0.009
0.00	-0.125	0.037	0.065	0.074
0.25	0.125	0.101	0.179	0.253
0.50	0.375	0.283	0.500	0.753
0.75	0.625	0.505	0.893	1.646
1.00	0.875	1.756	3.104	4.750
1.25	1.125	3.246	5.738	10.488
1.50	1.375	8.232	14.552	25.039
1.75	1.625	8.748	15.464	40.503
2.00	1.875	7.973	14.094	54.597
2.25	2.125	7.151	12.641	67.238
2.50	2.375	6.457	11.414	78.652
2.75	2.625	7.444	13.159	91.810
3.00	2.875	3.556	6.286	98.096
3.25	3.125	0.847	1.497	99.593
3.50	3.375	0.160	0.283	99.876
3.75	3.625	0.046	0.081	99.958
4.00	3.875	0.014	0.025	99.982
5.00	4.500	0.010	0.018	100.000

Statistical Results			
Mean:	1.9418	phi	(0.2603 mm)
Standard Dev:	0.5938	phi-units	(0.6626 mm)
Skewness:	-0.0619	dimensionless	
Kurtosis:	2.5588	dimensionless	
5th Moment:	-0.9167	dimensionless	
6th Moment:	12.0568	dimensionless	
RARD *	0.3058	dimensionless	
Median	1.7935	phi	(0.2885 mm)

* RARD = reciprocal absolute relative dispersion (see below)

Statistical Explanation	
Calculations based on the Method of Moments	
Skewness: 3rd Stand. Moment; Exact Gaussian = 0.0	
Kurtosis: 4th Stand. Moment; Exact Gaussian = 3.0	
For Further Explanation, See Basille et al. 2002	
Millimeter data calculated by $mm = 2^{(-\phi)}$	

Reciprocal Absolute Relative Dispersion (RARD) Scale	
< 0.5	Excellent homogeneity (e.g., beaches)
0.5 to 1.0	Good homogeneity
1.0 to 1.33	Fair homogeneity
> 1.33	Poor homogeneity (e.g., glacial)



BV-32-BB

