

Onshore Grab Sample

Sample: BV-27-BB
Sample Taken By: D. Phelps
Sample Collected On: 3/18/09
Splits? N/A

County: Brevard
Latitude: 28° 28' 21.0"
Longitude: 80° 31' 58.4"
Datum: WGS 84
Surf. Elev: N/A
Datum: N/A

Fine Data Summary

Total Sample Weight 61.811 grams
Total Fines in Sample 0.070 grams
Total Percent Fines 0.11 %

Dry Sieving Summary

Total Sample Weight 61.718 grams
Total Digested Weight 49.099 grams
Total Carbonate Weight 12.619 grams
Total Silica % 79.55 %
Total Carbonate % 20.45 %
Carbonate/Silica Ratio 0.257

General Comments:

None

Description

Worked By: M. Ladle

Pre-Digestion Grain Size Distribution

Onshore Grab Sample

Sample: BV-27-BB

Total Sample Mass: 61.718 grams

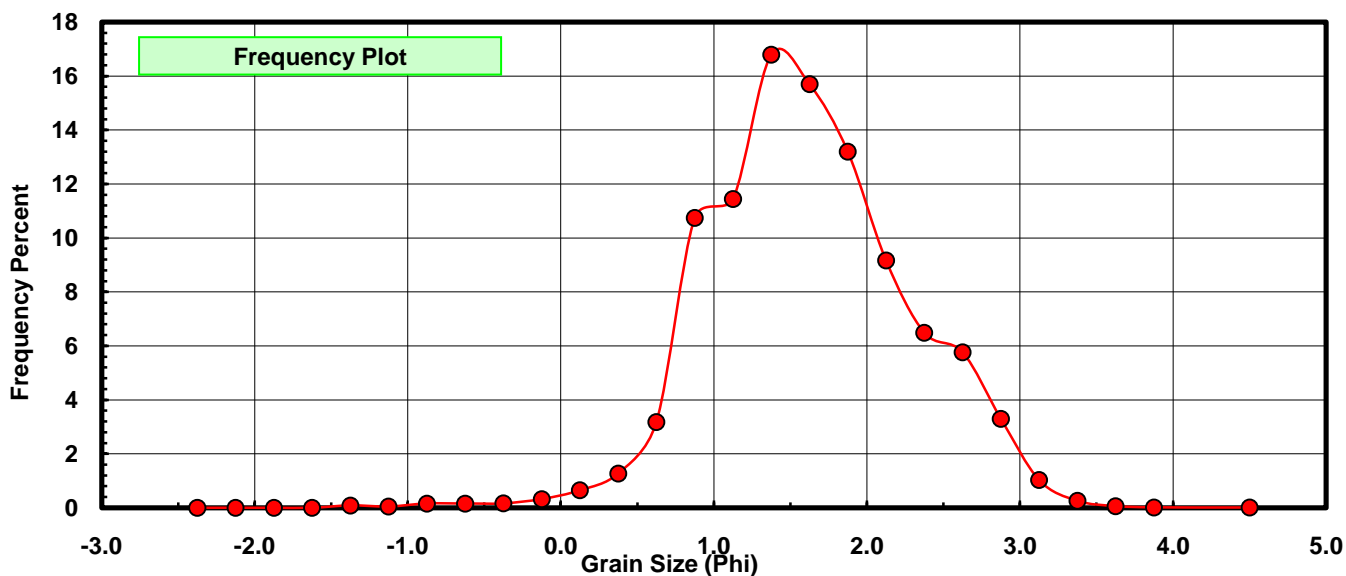
Sieve Size (phi)	Sieve Midpt (phi)	Weight (grams)	Freq Weight %	Cumulative Weight %
-2.25	-2.375	0.000	0.000	0.000
-2.00	-2.125	0.000	0.000	0.000
-1.75	-1.875	0.000	0.000	0.000
-1.50	-1.625	0.000	0.000	0.000
-1.25	-1.375	0.054	0.087	0.087
-1.00	-1.125	0.030	0.049	0.136
-0.75	-0.875	0.098	0.159	0.295
-0.50	-0.625	0.098	0.159	0.454
-0.25	-0.375	0.101	0.164	0.617
0.00	-0.125	0.200	0.324	0.941
0.25	0.125	0.400	0.648	1.589
0.50	0.375	0.785	1.272	2.861
0.75	0.625	1.962	3.179	6.040
1.00	0.875	6.630	10.742	16.783
1.25	1.125	7.061	11.441	28.224
1.50	1.375	10.363	16.791	45.014
1.75	1.625	9.686	15.694	60.708
2.00	1.875	8.147	13.200	73.909
2.25	2.125	5.655	9.163	83.071
2.50	2.375	4.006	6.491	89.562
2.75	2.625	3.556	5.762	95.324
3.00	2.875	2.037	3.300	98.624
3.25	3.125	0.635	1.029	99.653
3.50	3.375	0.159	0.258	99.911
3.75	3.625	0.039	0.063	99.974
4.00	3.875	0.010	0.016	99.990
5.00	4.50	0.006	0.010	100.000

Statistical Results			
Mean:	1.6156	phi	(0.3263 mm)
Standard Dev:	0.6563	phi-units	(0.6345 mm)
Skewness:	-0.0546	dimensionless	
Kurtosis:	3.5989	dimensionless	
5th Moment:	-3.4539	dimensionless	
6th Moment:	29.1951	dimensionless	
RARD *	0.4062	dimensionless	
Median	1.4544	phi	(0.3649 mm)

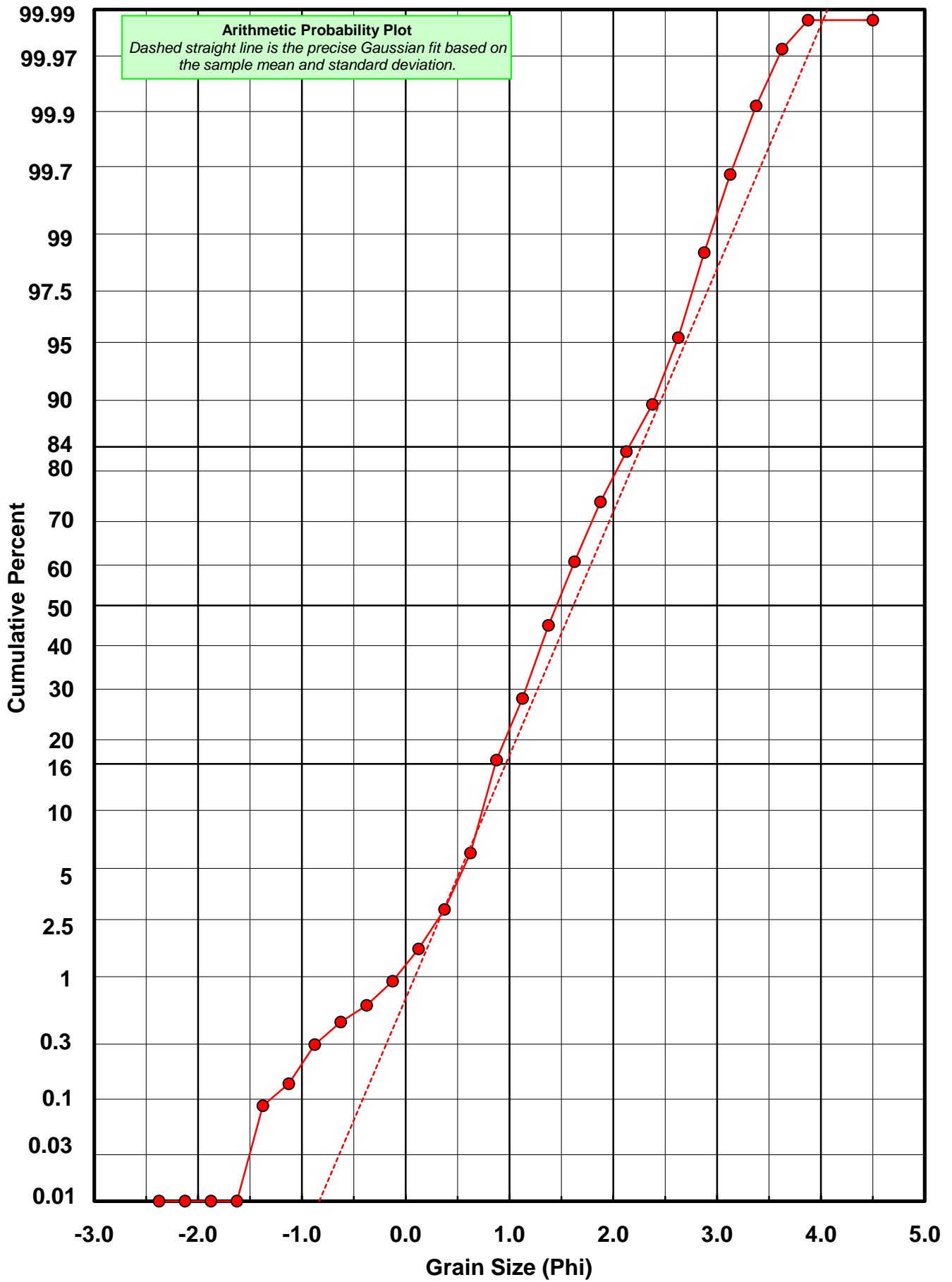
* RARD = reciprocal absolute relative dispersion (see below)

Statistical Explanation
Calculations based on the Method of Moments
Skewness: 3rd Stand. Moment; Exact Gaussian = 0.0
Kurtosis: 4th Stand. Moment; Exact Gaussian = 3.0
For Further Explanation, See Basille et al. 2002
Millimeter data calculated by $mm = 2^{(-phi)}$

Reciprocal Absolute Relative Dispersion (RARD) Scale	
< 0.5	Excellent homogeneity (e.g., beaches)
0.5 to 1.0	Good homogeneity
1.0 to 1.33	Fair homogeneity
> 1.33	Poor homogeneity (e.g., glacial)



BV-27-BB



Carbonate Grain Size Distribution

Onshore Grab Sample

Sample: BV-27-BB

Total Carbonate Mass: 12.628 grams

% Carbonate: 20.4 %

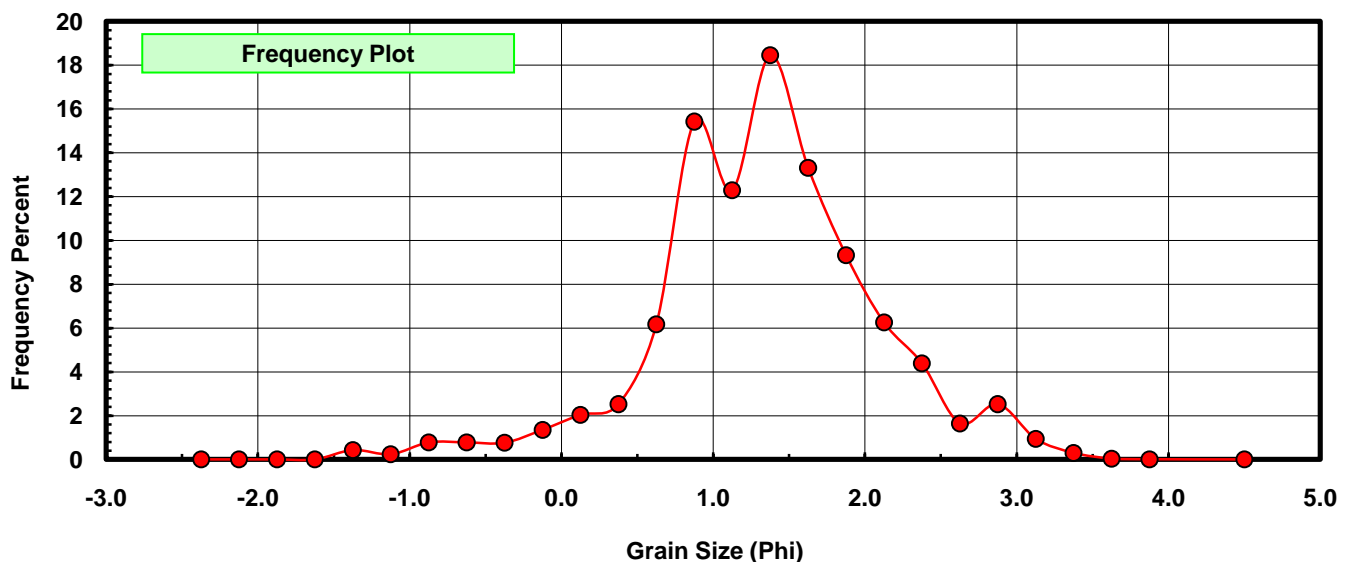
Sieve Size (phi)	Sieve Midpt (phi)	Weight (grams)	Freq Weight %	Cumulative Weight %
-2.25	-2.375	0.000	0.000	0.000
-2.00	-2.125	0.000	0.000	0.000
-1.75	-1.875	0.000	0.000	0.000
-1.50	-1.625	0.000	0.000	0.000
-1.25	-1.375	0.054	0.428	0.428
-1.00	-1.125	0.030	0.238	0.665
-0.75	-0.875	0.098	0.776	1.441
-0.50	-0.625	0.098	0.776	2.217
-0.25	-0.375	0.096	0.760	2.978
0.00	-0.125	0.171	1.354	4.332
0.25	0.125	0.257	2.035	6.367
0.50	0.375	0.319	2.526	8.893
0.75	0.625	0.780	6.177	15.070
1.00	0.875	1.948	15.426	30.496
1.25	1.125	1.552	12.290	42.786
1.50	1.375	2.331	18.459	61.245
1.75	1.625	1.682	13.320	74.564
2.00	1.875	1.178	9.328	83.893
2.25	2.125	0.790	6.256	90.149
2.50	2.375	0.554	4.387	94.536
2.75	2.625	0.208	1.647	96.183
3.00	2.875	0.319	2.526	98.709
3.25	3.125	0.119	0.942	99.652
3.50	3.375	0.038	0.301	99.952
3.75	3.625	0.005	0.040	99.992
4.00	3.875	0.001	0.008	100.000
5.00	4.500	0.000	0.000	100.000

Statistical Results			
Mean:	1.3386	phi	(0.3954 mm)
Standard Dev:	0.7691	phi-units	(0.5868 mm)
Skewness:	-0.3199	dimensionless	
Kurtosis:	3.9387	dimensionless	
5th Moment:	-4.5071	dimensionless	
6th Moment:	26.7300	dimensionless	
RARD *	0.5745	dimensionless	
Median	1.2227	phi	(0.4285 mm)

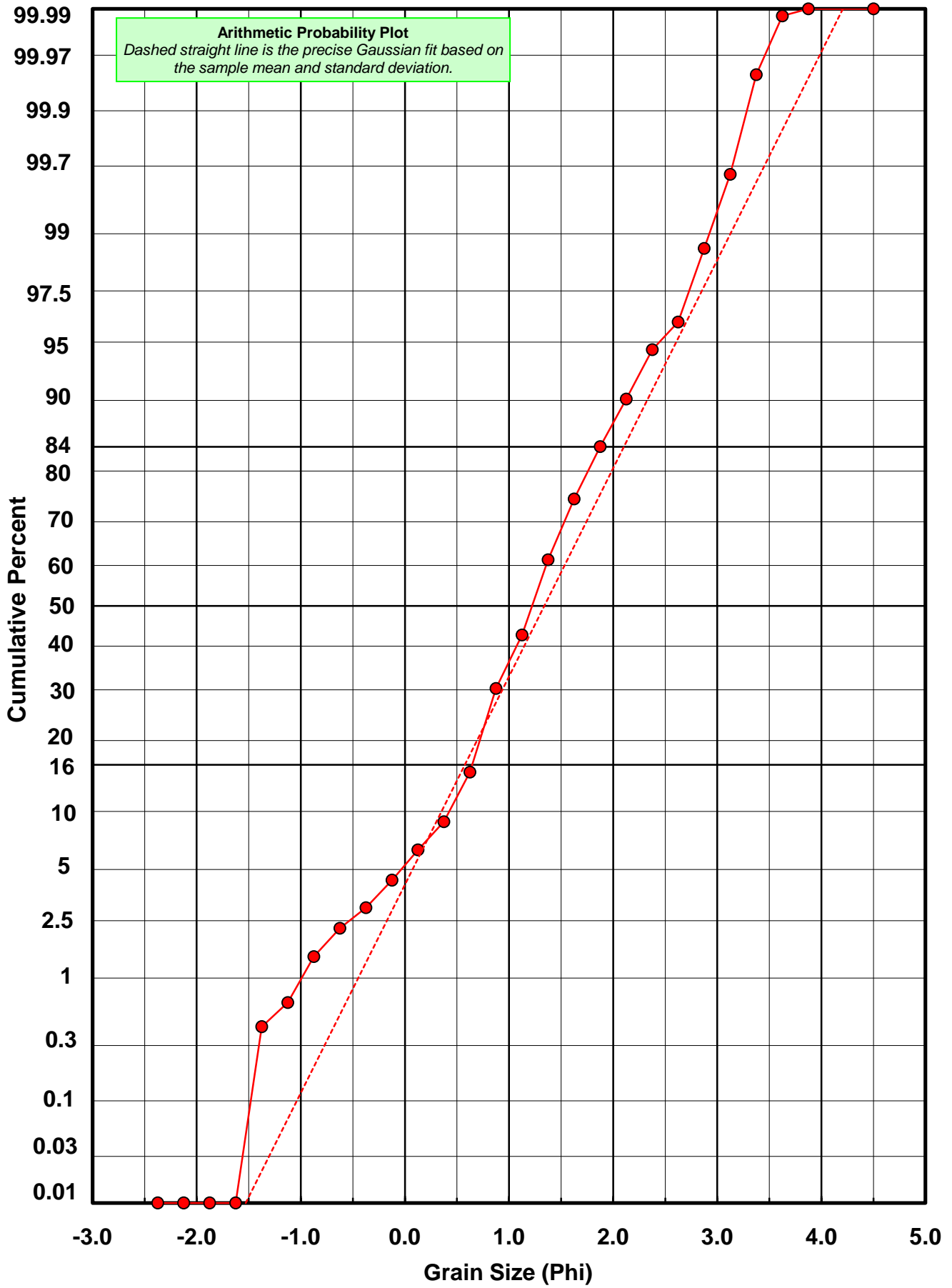
* RARD = reciprocal absolute relative dispersion (see below)

Statistical Explanation	
Calculations based on the Method of Moments	
Skewness: 3rd Stand. Moment; Exact Gaussian = 0.0	
Kurtosis: 4th Stand. Moment; Exact Gaussian = 3.0	
For Further Explanation, See Basille et al. 2002	
Millimeter data calculated by $mm = 2^{(-\phi)}$	

Reciprocal Absolute Relative Dispersion (RARD) Scale	
< 0.5	Excellent homogeneity (e.g., beaches)
0.5 to 1.0	Good homogeneity
1.0 to 1.33	Fair homogeneity
> 1.33	Poor homogeneity (e.g., glacial)



BV-27-BB



Post-Digestion Grain Size Distribution

Onshore Grab Sample

Sample: BV-27-BB

Total Digested Mass: 49.099 grams

% Silica: 79.6 %

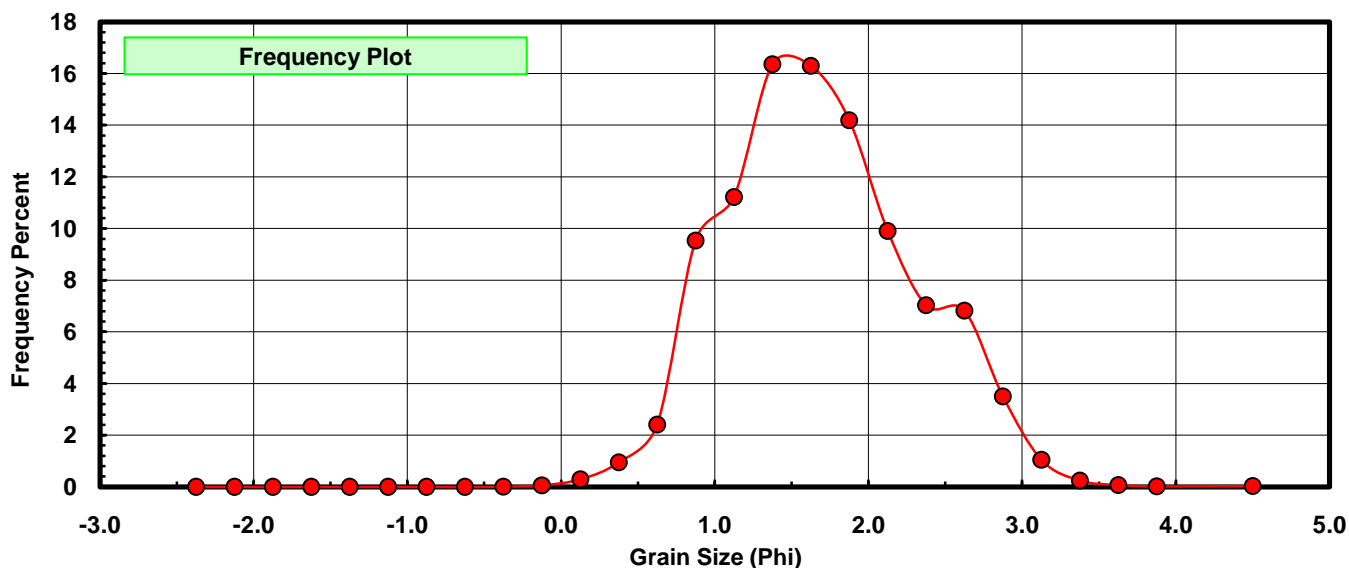
Sieve Size (phi)	Sieve Midpt (phi)	Weight (grams)	Freq Weight %	Cumulative Weight %
-2.25	-2.375	0.000	0.000	0.000
-2.00	-2.125	0.000	0.000	0.000
-1.75	-1.875	0.000	0.000	0.000
-1.50	-1.625	0.000	0.000	0.000
-1.25	-1.375	0.000	0.000	0.000
-1.00	-1.125	0.000	0.000	0.000
-0.75	-0.875	0.000	0.000	0.000
-0.50	-0.625	0.000	0.000	0.000
-0.25	-0.375	0.005	0.010	0.010
0.00	-0.125	0.029	0.059	0.069
0.25	0.125	0.143	0.291	0.360
0.50	0.375	0.466	0.949	1.310
0.75	0.625	1.182	2.407	3.717
1.00	0.875	4.682	9.536	13.253
1.25	1.125	5.509	11.220	24.473
1.50	1.375	8.032	16.359	40.832
1.75	1.625	8.004	16.302	57.134
2.00	1.875	6.969	14.194	71.327
2.25	2.125	4.865	9.909	81.236
2.50	2.375	3.452	7.031	88.267
2.75	2.625	3.348	6.819	95.085
3.00	2.875	1.718	3.499	98.584
3.25	3.125	0.516	1.051	99.635
3.50	3.375	0.121	0.246	99.882
3.75	3.625	0.034	0.069	99.951
4.00	3.875	0.009	0.018	99.969
5.00	4.500	0.015	0.031	100.000

Statistical Results			
Mean:	1.6874	phi	(0.3105 mm)
Standard Dev:	0.6139	phi-units	(0.6534 mm)
Skewness:	0.2727	dimensionless	
Kurtosis:	2.7208	dimensionless	
5th Moment:	2.0156	dimensionless	
6th Moment:	13.2704	dimensionless	
RARD *	0.3638	dimensionless	
Median	1.5156	phi	(0.3498 mm)

* RARD = reciprocal absolute relative dispersion (see below)

Statistical Explanation	
Calculations based on the Method of Moments	
Skewness: 3rd Stand. Moment; Exact Gaussian = 0.0	
Kurtosis: 4th Stand. Moment; Exact Gaussian = 3.0	
For Further Explanation, See Basille et al. 2002	
Millimeter data calculated by $mm = 2^{(-\phi)}$	

Reciprocal Absolute Relative Dispersion (RARD) Scale	
< 0.5	Excellent homogeneity (e.g., beaches)
0.5 to 1.0	Good homogeneity
1.0 to 1.33	Fair homogeneity
> 1.33	Poor homogeneity (e.g., glacial)



BV-27-BB

