

Onshore Grab Sample

Sample: BV-21-BB
Sample Taken By: D. Phelps
Sample Collected On: 3/18/09
Splits? N/A

County: Brevard
Latitude: 28° 32' 58.1"
Longitude: 80° 33' 56.9"
Datum: WGS 84
Surf. Elev: N/A
Datum: N/A

Fine Data Summary

Total Sample Weight 54.692 grams
Total Fines in Sample 0.068 grams
Total Percent Fines 0.12 %

Dry Sieving Summary

Total Sample Weight 54.591 grams
Total Digested Weight 47.010 grams
Total Carbonate Weight 7.581 grams
Total Silica % 86.11 %
Total Carbonate % 13.89 %
Carbonate/Silica Ratio 0.161

General Comments:

None

Description

Worked By: M. Ladle

Pre-Digestion Grain Size Distribution

Onshore Grab Sample

Sample: BV-21-BB

Total Sample Mass: 54.591 grams

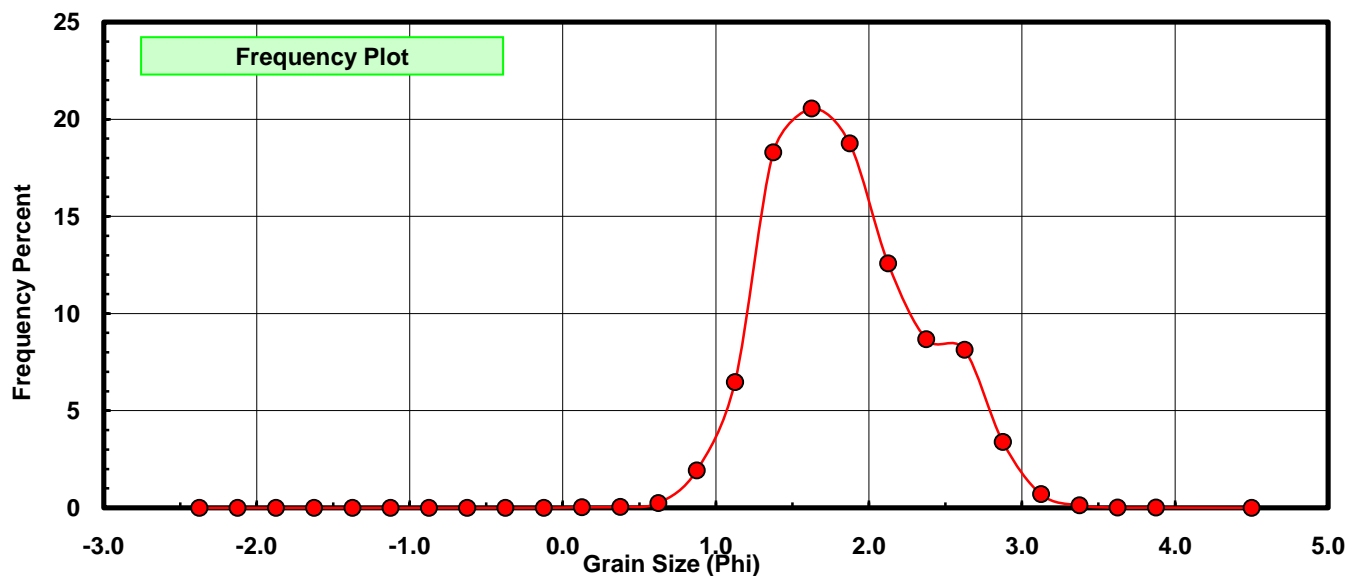
Sieve Size (phi)	Sieve Midpt (phi)	Weight (grams)	Freq Weight %	Cumulative Weight %
-2.25	-2.375	0.000	0.000	0.000
-2.00	-2.125	0.000	0.000	0.000
-1.75	-1.875	0.000	0.000	0.000
-1.50	-1.625	0.000	0.000	0.000
-1.25	-1.375	0.000	0.000	0.000
-1.00	-1.125	0.000	0.000	0.000
-0.75	-0.875	0.000	0.000	0.000
-0.50	-0.625	0.000	0.000	0.000
-0.25	-0.375	0.000	0.000	0.000
0.00	-0.125	0.003	0.005	0.005
0.25	0.125	0.017	0.031	0.037
0.50	0.375	0.030	0.055	0.092
0.75	0.625	0.137	0.251	0.343
1.00	0.875	1.053	1.929	2.271
1.25	1.125	3.536	6.477	8.749
1.50	1.375	9.985	18.291	27.039
1.75	1.625	11.221	20.555	47.594
2.00	1.875	10.236	18.750	66.344
2.25	2.125	6.872	12.588	78.932
2.50	2.375	4.741	8.685	87.617
2.75	2.625	4.439	8.131	95.748
3.00	2.875	1.851	3.391	99.139
3.25	3.125	0.383	0.702	99.841
3.50	3.375	0.068	0.125	99.965
3.75	3.625	0.009	0.016	99.982
4.00	3.875	0.009	0.016	99.998
5.00	4.50	0.001	0.002	100.000

Statistical Results			
Mean:	1.8408	phi	(0.2792 mm)
Standard Dev:	0.4983	phi-units	(0.7079 mm)
Skewness:	0.3705	dimensionless	
Kurtosis:	2.6971	dimensionless	
5th Moment:	2.1690	dimensionless	
6th Moment:	12.2870	dimensionless	
RARD *	0.2707	dimensionless	
Median	1.6571	phi	(0.3171 mm)

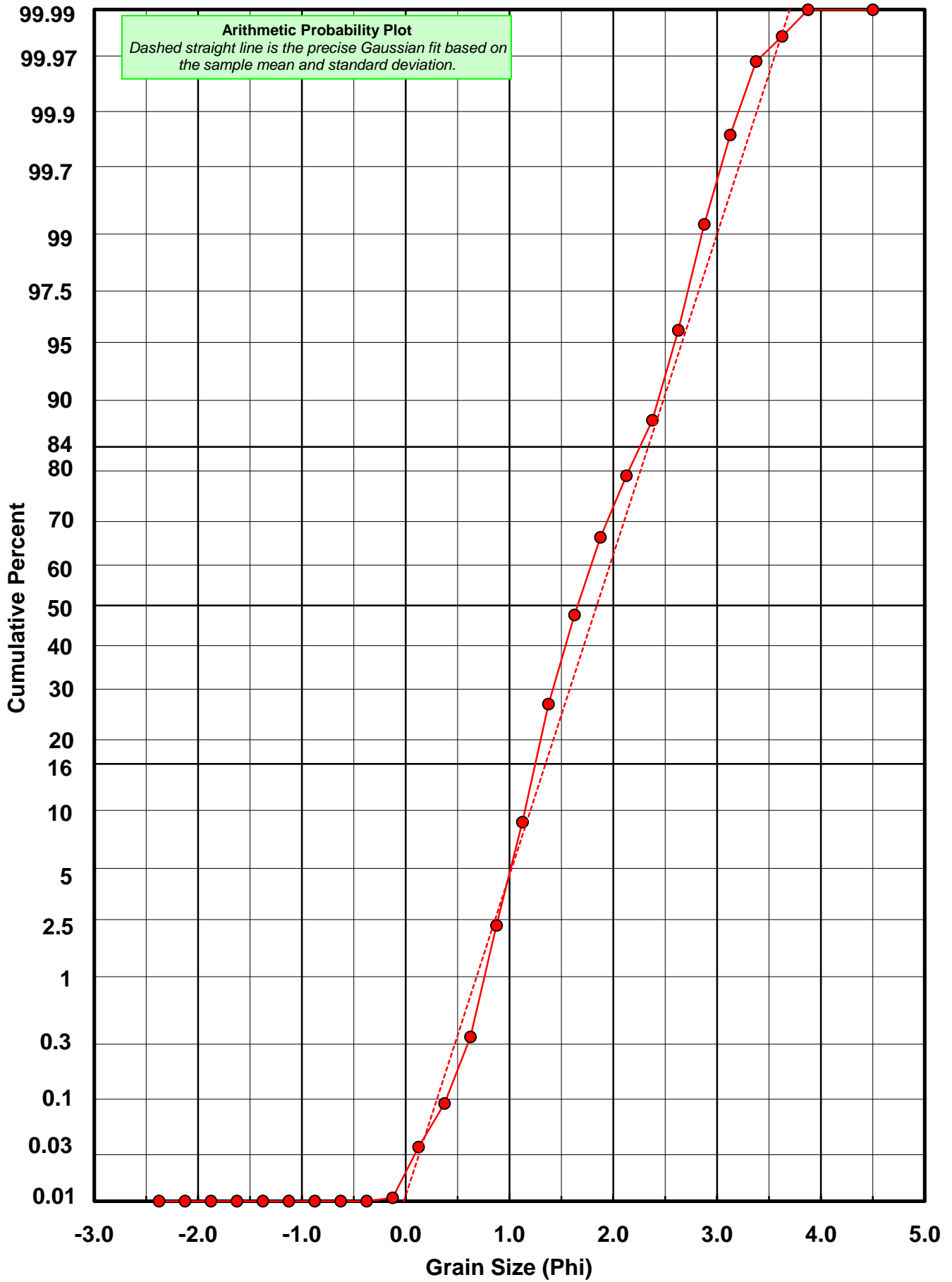
* RARD = reciprocal absolute relative dispersion (see below)

Statistical Explanation	
Calculations based on the Method of Moments	
Skewness: 3rd Stand. Moment; Exact Gaussian = 0.0	
Kurtosis: 4th Stand. Moment; Exact Gaussian = 3.0	
For Further Explanation, See Basille et al. 2002	
Millimeter data calculated by $mm = 2^{(-\phi)}$	

Reciprocal Absolute Relative Dispersion (RARD) Scale	
< 0.5	Excellent homogeneity (e.g., beaches)
0.5 to 1.0	Good homogeneity
1.0 to 1.33	Fair homogeneity
> 1.33	Poor homogeneity (e.g., glacial)



BV-21-BB



Carbonate Grain Size Distribution

Onshore Grab Sample

Sample: BV-21-BB

Total Carbonate Mass: 7.594 grams

% Carbonate: 13.9 %

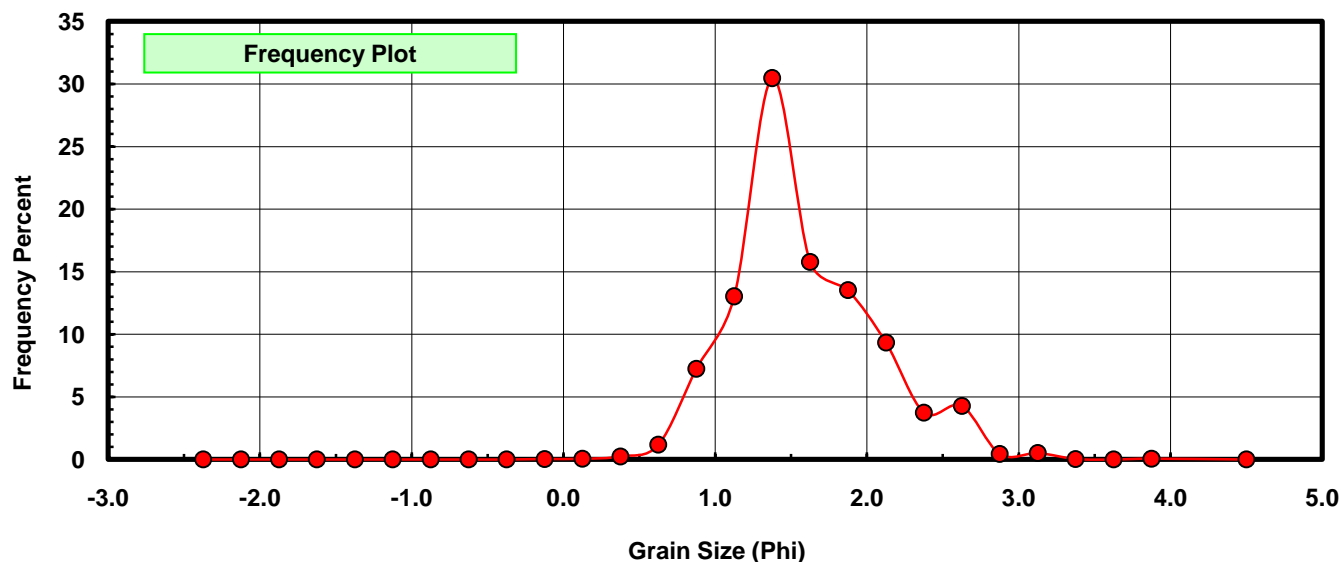
Sieve Size (phi)	Sieve Midpt (phi)	Weight (grams)	Freq Weight %	Cumulative Weight %
-2.25	-2.375	0.000	0.000	0.000
-2.00	-2.125	0.000	0.000	0.000
-1.75	-1.875	0.000	0.000	0.000
-1.50	-1.625	0.000	0.000	0.000
-1.25	-1.375	0.000	0.000	0.000
-1.00	-1.125	0.000	0.000	0.000
-0.75	-0.875	0.000	0.000	0.000
-0.50	-0.625	0.000	0.000	0.000
-0.25	-0.375	0.000	0.000	0.000
0.00	-0.125	0.003	0.040	0.040
0.25	0.125	0.004	0.053	0.092
0.50	0.375	0.019	0.250	0.342
0.75	0.625	0.090	1.185	1.528
1.00	0.875	0.550	7.243	8.770
1.25	1.125	0.990	13.037	21.807
1.50	1.375	2.314	30.471	52.278
1.75	1.625	1.198	15.776	68.054
2.00	1.875	1.027	13.524	81.578
2.25	2.125	0.709	9.336	90.914
2.50	2.375	0.285	3.753	94.667
2.75	2.625	0.325	4.280	98.947
3.00	2.875	0.033	0.435	99.381
3.25	3.125	0.039	0.514	99.895
3.50	3.375	0.003	0.040	99.934
3.75	3.625	0.000	0.000	99.934
4.00	3.875	0.005	0.066	100.000
5.00	4.500	0.000	0.000	100.000

Statistical Results			
Mean:	1.5796	phi	(0.3346 mm)
Standard Dev:	0.5114	phi-units	(0.7016 mm)
Skewness:	0.5738	dimensionless	
Kurtosis:	3.1006	dimensionless	
5th Moment:	4.6295	dimensionless	
6th Moment:	19.9193	dimensionless	
RARD *	0.3237	dimensionless	
Median	1.3563	phi	(0.3906 mm)

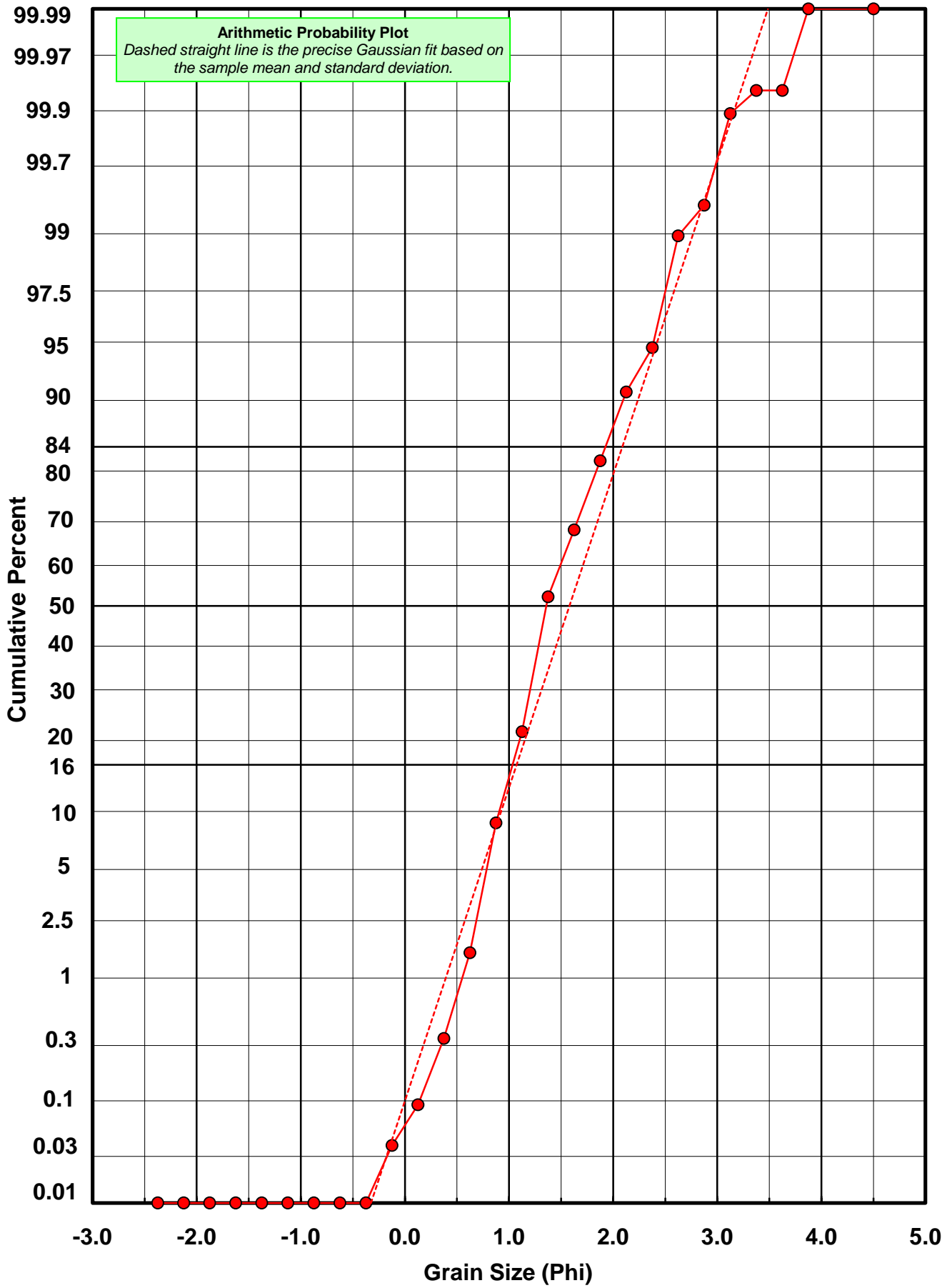
* RARD = reciprocal absolute relative dispersion (see below)

Statistical Explanation	
Calculations based on the Method of Moments	
Skewness: 3rd Stand. Moment; Exact Gaussian = 0.0	
Kurtosis: 4th Stand. Moment; Exact Gaussian = 3.0	
For Further Explanation, See Basille et al. 2002	
Millimeter data calculated by $mm = 2^{(-phi)}$	

Reciprocal Absolute Relative Dispersion (RARD) Scale	
< 0.5	Excellent homogeneity (e.g., beaches)
0.5 to 1.0	Good homogeneity
1.0 to 1.33	Fair homogeneity
> 1.33	Poor homogeneity (e.g., glacial)



BV-21-BB



Post-Digestion Grain Size Distribution

Onshore Grab Sample

Sample: BV-21-BB

Total Digested Mass: 47.010 grams

% Silica: 86.1 %

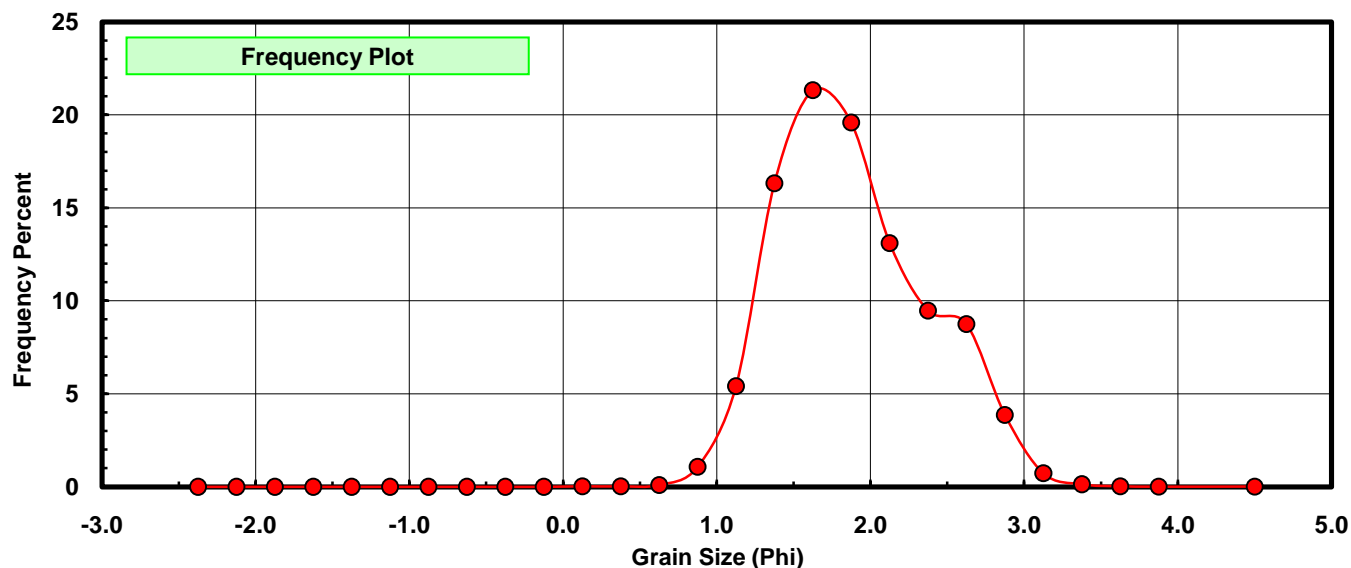
Sieve Size (phi)	Sieve Midpt (phi)	Weight (grams)	Freq Weight %	Cumulative Weight %
-2.25	-2.375	0.000	0.000	0.000
-2.00	-2.125	0.000	0.000	0.000
-1.75	-1.875	0.000	0.000	0.000
-1.50	-1.625	0.000	0.000	0.000
-1.25	-1.375	0.000	0.000	0.000
-1.00	-1.125	0.000	0.000	0.000
-0.75	-0.875	0.000	0.000	0.000
-0.50	-0.625	0.000	0.000	0.000
-0.25	-0.375	0.000	0.000	0.000
0.00	-0.125	0.000	0.000	0.000
0.25	0.125	0.013	0.028	0.028
0.50	0.375	0.011	0.023	0.051
0.75	0.625	0.047	0.100	0.151
1.00	0.875	0.503	1.070	1.221
1.25	1.125	2.546	5.416	6.637
1.50	1.375	7.671	16.318	22.955
1.75	1.625	10.023	21.321	44.276
2.00	1.875	9.209	19.589	63.865
2.25	2.125	6.163	13.110	76.975
2.50	2.375	4.456	9.479	86.454
2.75	2.625	4.114	8.751	95.205
3.00	2.875	1.818	3.867	99.073
3.25	3.125	0.344	0.732	99.804
3.50	3.375	0.065	0.138	99.943
3.75	3.625	0.015	0.032	99.974
4.00	3.875	0.004	0.009	99.983
5.00	4.500	0.008	0.017	100.000

Statistical Results			
Mean:	1.8836	phi	(0.271 mm)
Standard Dev:	0.4900	phi-units	(0.712 mm)
Skewness:	0.4027	dimensionless	
Kurtosis:	2.7209	dimensionless	
5th Moment:	2.8830	dimensionless	
6th Moment:	14.9747	dimensionless	
RARD *	0.2601	dimensionless	
Median	1.6981	phi	(0.3082 mm)

* RARD = reciprocal absolute relative dispersion (see below)

Statistical Explanation	
Calculations based on the Method of Moments	
Skewness: 3rd Stand. Moment; Exact Gaussian = 0.0	
Kurtosis: 4th Stand. Moment; Exact Gaussian = 3.0	
For Further Explanation, See Basille et al. 2002	
Millimeter data calculated by $mm = 2^{-(\phi)}$	

Reciprocal Absolute Relative Dispersion (RARD) Scale	
< 0.5	Excellent homogeneity (e.g., beaches)
0.5 to 1.0	Good homogeneity
1.0 to 1.33	Fair homogeneity
> 1.33	Poor homogeneity (e.g., glacial)



BV-21-BB

