

Onshore Grab Sample

Sample: BV-18-BB
Sample Taken By: D. Phelps
Sample Collected On: 3/17/09
Splits? N/A

County: Brevard
Latitude: 28° 35' 21.2"
Longitude: 80° 34' 38.7"
Datum: WGS 84
Surf. Elev: N/A
Datum: N/A

Fine Data Summary

Total Sample Weight 58.071 grams
Total Fines in Sample 0.157 grams
Total Percent Fines 0.27 %

Dry Sieving Summary

Total Sample Weight 57.815 grams
Total Digested Weight 49.238 grams
Total Carbonate Weight 8.577 grams
Total Silica % 85.16 %
Total Carbonate % 14.84 %
Carbonate/Silica Ratio 0.174

General Comments:

None

Description

Worked By: M. Ladle

Pre-Digestion Grain Size Distribution

Onshore Grab Sample

Sample: BV-18-BB

Total Sample Mass: 57.815 grams

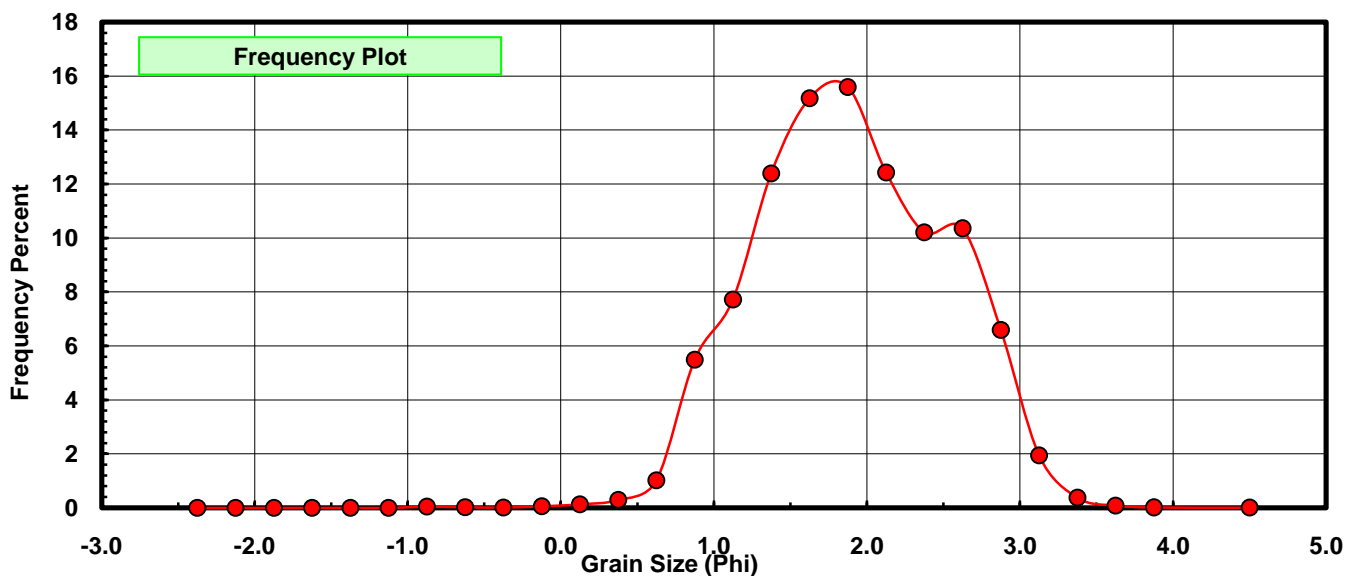
Sieve Size (phi)	Sieve Midpt (phi)	Weight (grams)	Freq Weight %	Cumulative Weight %
-2.25	-2.375	0.000	0.000	0.000
-2.00	-2.125	0.000	0.000	0.000
-1.75	-1.875	0.000	0.000	0.000
-1.50	-1.625	0.000	0.000	0.000
-1.25	-1.375	0.000	0.000	0.000
-1.00	-1.125	0.000	0.000	0.000
-0.75	-0.875	0.027	0.047	0.047
-0.50	-0.625	0.014	0.024	0.071
-0.25	-0.375	0.009	0.016	0.086
0.00	-0.125	0.034	0.059	0.145
0.25	0.125	0.077	0.133	0.278
0.50	0.375	0.169	0.292	0.571
0.75	0.625	0.591	1.022	1.593
1.00	0.875	3.175	5.492	7.085
1.25	1.125	4.465	7.723	14.808
1.50	1.375	7.167	12.396	27.204
1.75	1.625	8.772	15.173	42.377
2.00	1.875	9.018	15.598	57.975
2.25	2.125	7.187	12.431	70.406
2.50	2.375	5.902	10.208	80.614
2.75	2.625	5.988	10.357	90.971
3.00	2.875	3.812	6.593	97.565
3.25	3.125	1.126	1.948	99.512
3.50	3.375	0.218	0.377	99.889
3.75	3.625	0.050	0.086	99.976
4.00	3.875	0.010	0.017	99.993
5.00	4.50	0.004	0.007	100.000

Statistical Results			
Mean:	1.8971	phi	(0.2685 mm)
Standard Dev:	0.6164	phi-units	(0.6523 mm)
Skewness:	-0.0205	dimensionless	
Kurtosis:	2.6448	dimensionless	
5th Moment:	-1.2427	dimensionless	
6th Moment:	14.3521	dimensionless	
RARD *	0.3249	dimensionless	
Median	1.7472	phi	(0.2979 mm)

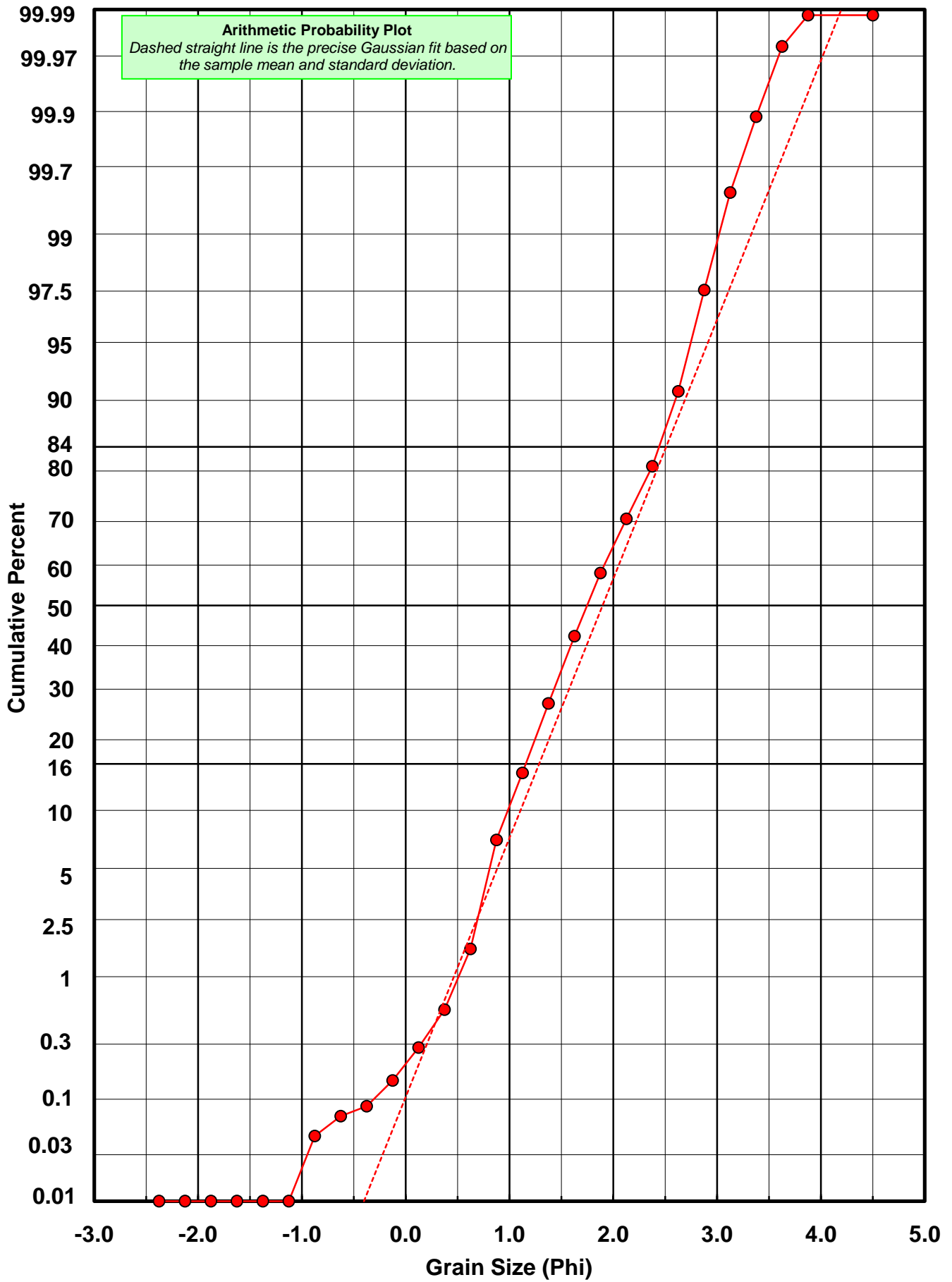
* RARD = reciprocal absolute relative dispersion (see below)

Statistical Explanation	
Calculations based on the Method of Moments	
Skewness: 3rd Stand. Moment; Exact Gaussian = 0.0	
Kurtosis: 4th Stand. Moment; Exact Gaussian = 3.0	
For Further Explanation, See Basille et al. 2002	
Millimeter data calculated by $mm = 2^{(-\phi)}$	

Reciprocal Absolute Relative Dispersion (RARD) Scale	
< 0.5	Excellent homogeneity (e.g., beaches)
0.5 to 1.0	Good homogeneity
1.0 to 1.33	Fair homogeneity
> 1.33	Poor homogeneity (e.g., glacial)



BV-18-BB



Carbonate Grain Size Distribution

Onshore Grab Sample

Sample: BV-18-BB

Total Carbonate Mass: 8.599 grams

% Carbonate: 14.8 %

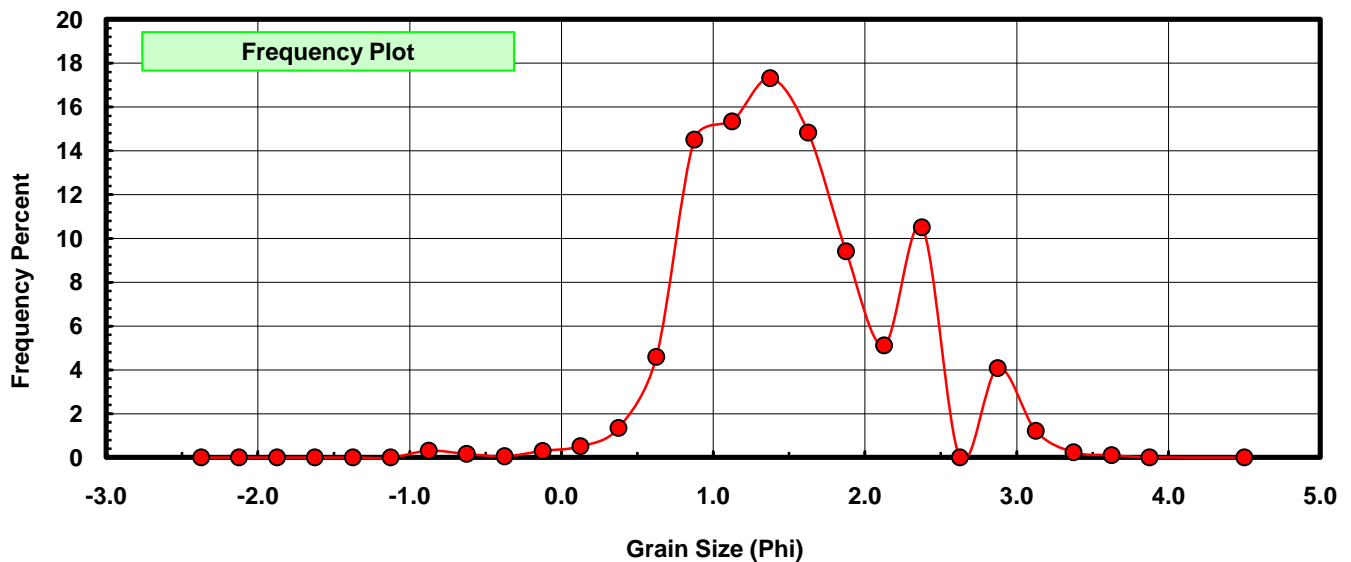
Sieve Size (phi)	Sieve Midpt (phi)	Weight (grams)	Freq Weight %	Cumulative Weight %
-2.25	-2.375	0.000	0.000	0.000
-2.00	-2.125	0.000	0.000	0.000
-1.75	-1.875	0.000	0.000	0.000
-1.50	-1.625	0.000	0.000	0.000
-1.25	-1.375	0.000	0.000	0.000
-1.00	-1.125	0.000	0.000	0.000
-0.75	-0.875	0.027	0.314	0.314
-0.50	-0.625	0.014	0.163	0.477
-0.25	-0.375	0.005	0.058	0.535
0.00	-0.125	0.026	0.302	0.837
0.25	0.125	0.044	0.512	1.349
0.50	0.375	0.116	1.349	2.698
0.75	0.625	0.395	4.594	7.292
1.00	0.875	1.248	14.513	21.805
1.25	1.125	1.319	15.339	37.144
1.50	1.375	1.489	17.316	54.460
1.75	1.625	1.276	14.839	69.299
2.00	1.875	0.809	9.408	78.707
2.25	2.125	0.440	5.117	83.824
2.50	2.375	0.904	10.513	94.337
2.75	2.625	0.000	0.000	94.337
3.00	2.875	0.351	4.082	98.418
3.25	3.125	0.105	1.221	99.639
3.50	3.375	0.021	0.244	99.884
3.75	3.625	0.009	0.105	99.988
4.00	3.875	0.001	0.012	100.000
5.00	4.500	0.000	0.000	100.000

Statistical Results			
Mean:	1.5116	phi	(0.3507 mm)
Standard Dev:	0.6871	phi-units	(0.6211 mm)
Skewness:	0.2726	dimensionless	
Kurtosis:	3.0813	dimensionless	
5th Moment:	0.2232	dimensionless	
6th Moment:	17.8151	dimensionless	
RARD *	0.4546	dimensionless	
Median	1.3106	phi	(0.4032 mm)

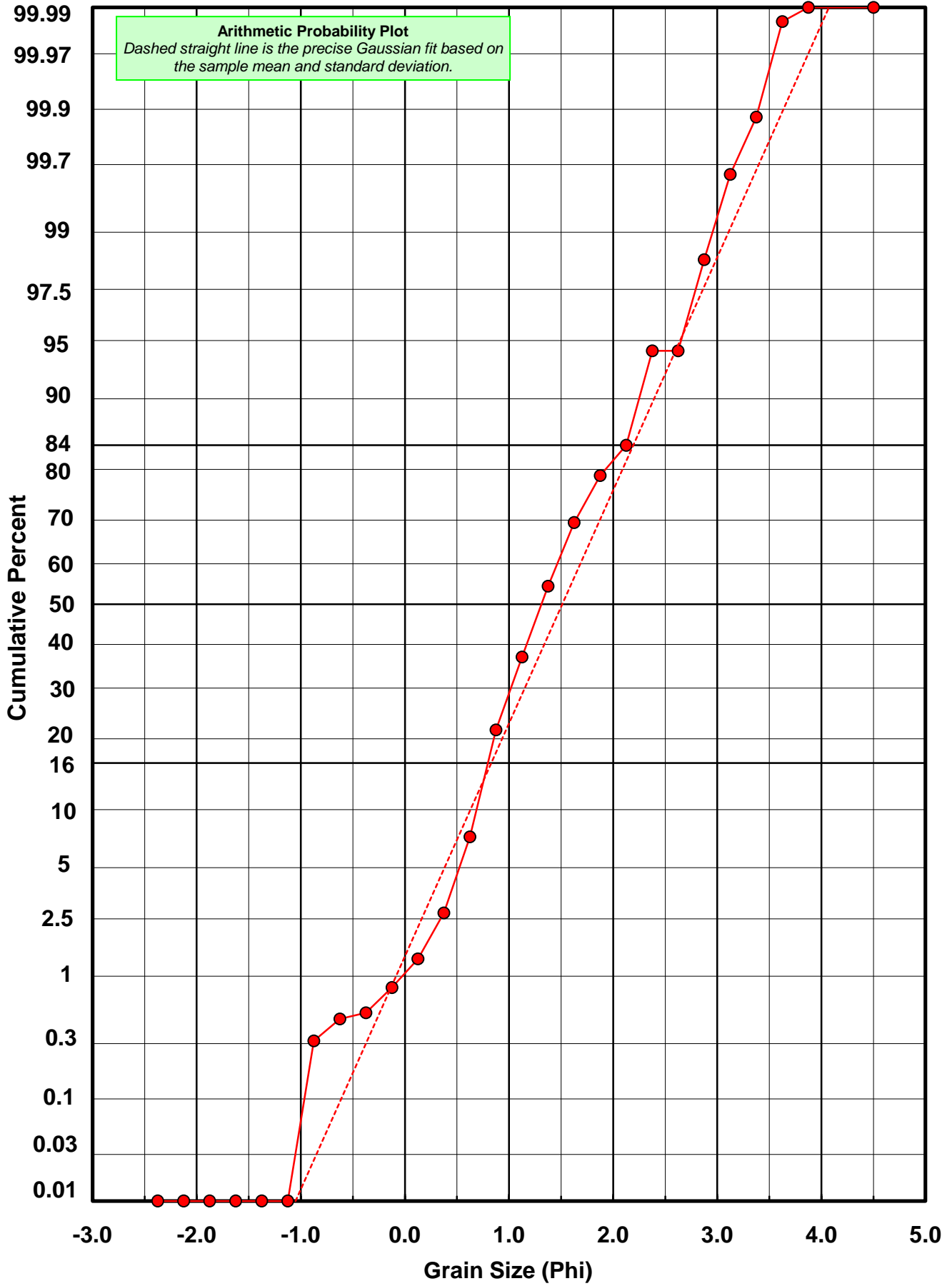
* RARD = reciprocal absolute relative dispersion (see below)

Statistical Explanation	
Calculations based on the Method of Moments	
Skewness: 3rd Stand. Moment; Exact Gaussian = 0.0	
Kurtosis: 4th Stand. Moment; Exact Gaussian = 3.0	
For Further Explanation, See Basille et al. 2002	
Millimeter data calculated by $mm = 2^{(-\phi)}$	

Reciprocal Absolute Relative Dispersion (RARD) Scale	
< 0.5	Excellent homogeneity (e.g., beaches)
0.5 to 1.0	Good homogeneity
1.0 to 1.33	Fair homogeneity
> 1.33	Poor homogeneity (e.g., glacial)



BV-18-BB



Post-Digestion Grain Size Distribution

Onshore Grab Sample

Sample: BV-18-BB

Total Digested Mass: 49.238 grams

% Silica: 85.2 %

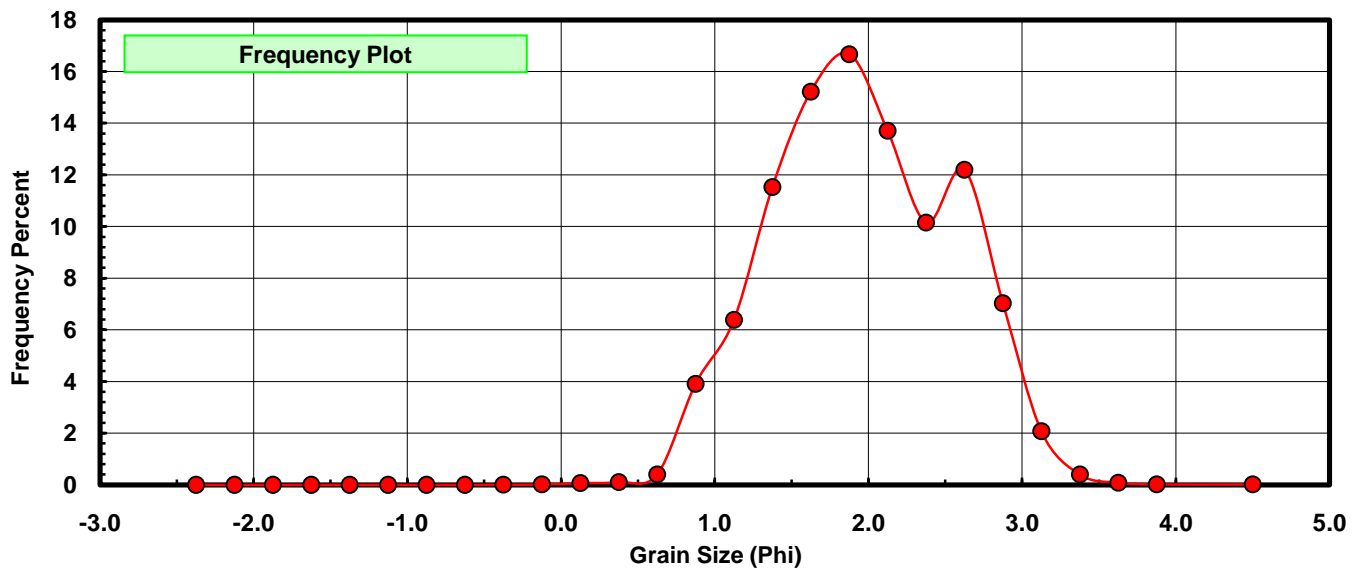
Sieve Size (phi)	Sieve Midpt (phi)	Weight (grams)	Freq Weight %	Cumulative Weight %
-2.25	-2.375	0.000	0.000	0.000
-2.00	-2.125	0.000	0.000	0.000
-1.75	-1.875	0.000	0.000	0.000
-1.50	-1.625	0.000	0.000	0.000
-1.25	-1.375	0.000	0.000	0.000
-1.00	-1.125	0.000	0.000	0.000
-0.75	-0.875	0.000	0.000	0.000
-0.50	-0.625	0.000	0.000	0.000
-0.25	-0.375	0.004	0.008	0.008
0.00	-0.125	0.008	0.016	0.024
0.25	0.125	0.033	0.067	0.091
0.50	0.375	0.053	0.108	0.199
0.75	0.625	0.196	0.398	0.597
1.00	0.875	1.927	3.914	4.511
1.25	1.125	3.146	6.389	10.900
1.50	1.375	5.678	11.532	22.432
1.75	1.625	7.496	15.224	37.656
2.00	1.875	8.209	16.672	54.328
2.25	2.125	6.747	13.703	68.031
2.50	2.375	4.998	10.151	78.181
2.75	2.625	6.005	12.196	90.377
3.00	2.875	3.461	7.029	97.406
3.25	3.125	1.021	2.074	99.480
3.50	3.375	0.197	0.400	99.880
3.75	3.625	0.041	0.083	99.963
4.00	3.875	0.009	0.018	99.982
5.00	4.500	0.009	0.018	100.000

Statistical Results			
Mean:	1.9649	phi	(0.2561 mm)
Standard Dev:	0.5855	phi-units	(0.6664 mm)
Skewness:	0.0424	dimensionless	
Kurtosis:	2.4315	dimensionless	
5th Moment:	0.1513	dimensionless	
6th Moment:	9.9752	dimensionless	
RARD *	0.2980	dimensionless	
Median	1.8101	phi	(0.2852 mm)

* RARD = reciprocal absolute relative dispersion (see below)

Statistical Explanation	
Calculations based on the Method of Moments	
Skewness: 3rd Stand. Moment; Exact Gaussian = 0.0	
Kurtosis: 4th Stand. Moment; Exact Gaussian = 3.0	
For Further Explanation, See Basille et al. 2002	
Millimeter data calculated by $mm = 2^{(-\phi)}$	

Reciprocal Absolute Relative Dispersion (RARD) Scale	
< 0.5	Excellent homogeneity (e.g., beaches)
0.5 to 1.0	Good homogeneity
1.0 to 1.33	Fair homogeneity
> 1.33	Poor homogeneity (e.g., glacial)



BV-18-BB

