

**Onshore Grab Sample**

**Sample:** BV-11-BB  
**Sample Taken By:** D. Phelps  
**Sample Collected On:** 3/18/09  
**Splits?** N/A

**County:** Brevard  
**Latitude:** 28° 40' 04.1"  
**Longitude:** 80° 38' 26.6"  
**Datum:** WGS 84  
**Surf. Elev:** N/A  
**Datum:** N/A

**Fine Data Summary**

Total Sample Weight 69.143 grams  
Total Fines in Sample 0.051 grams  
Total Percent Fines 0.07 %

**Dry Sieving Summary**

Total Sample Weight 69.010 grams  
Total Digested Weight 48.793 grams  
Total Carbonate Weight 20.217 grams  
Total Silica % 70.70 %  
Total Carbonate % 29.30 %  
Carbonate/Silica Ratio 0.414

**General Comments:**

None

**Description**

Worked By: M. Ladle

# Pre-Digestion Grain Size Distribution

Onshore Grab Sample

Sample: BV-11-BB

Total Sample Mass: 69.010 grams

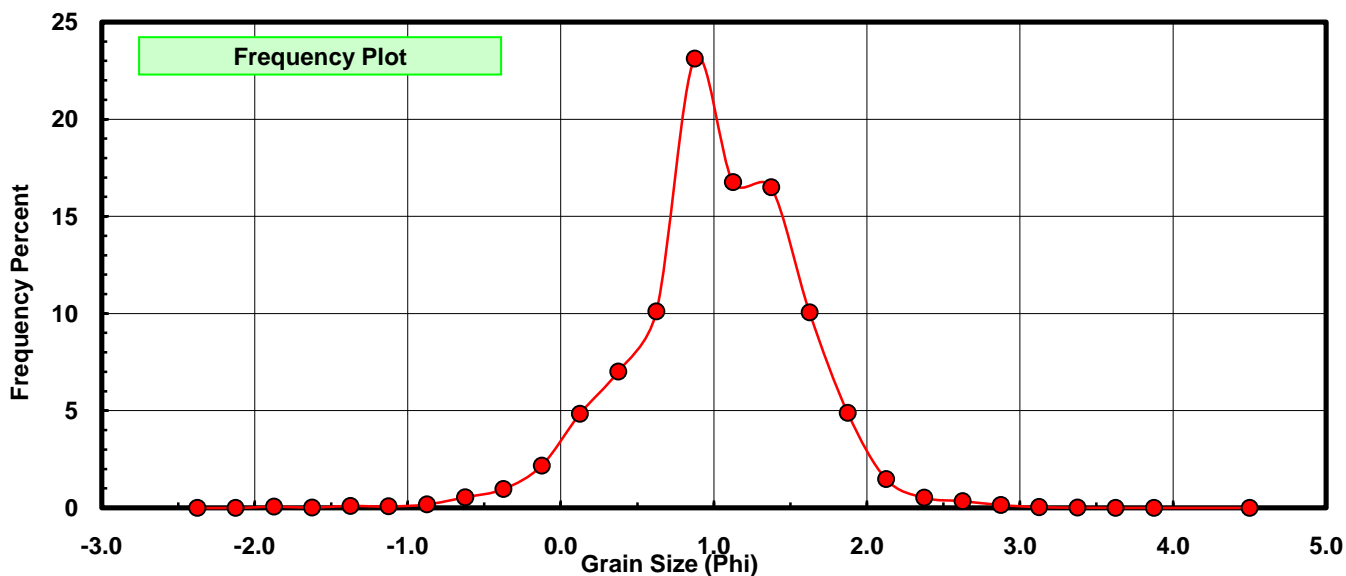
Sieve Size (phi)	Sieve Midpt (phi)	Weight (grams)	Freq Weight %	Cumulative Weight %
-2.25	-2.375	0.000	0.000	0.000
-2.00	-2.125	0.000	0.000	0.000
-1.75	-1.875	0.042	0.061	0.061
-1.50	-1.625	0.016	0.023	0.084
-1.25	-1.375	0.069	0.100	0.184
-1.00	-1.125	0.052	0.075	0.259
-0.75	-0.875	0.123	0.178	0.438
-0.50	-0.625	0.378	0.548	0.985
-0.25	-0.375	0.666	0.965	1.950
0.00	-0.125	1.501	2.175	4.125
0.25	0.125	3.340	4.840	8.965
0.50	0.375	4.843	7.018	15.983
0.75	0.625	6.977	10.110	26.093
1.00	0.875	15.958	23.124	49.218
1.25	1.125	11.566	16.760	65.977
1.50	1.375	11.383	16.495	82.472
1.75	1.625	6.947	10.067	92.539
2.00	1.875	3.372	4.886	97.425
2.25	2.125	1.027	1.488	98.913
2.50	2.375	0.362	0.525	99.438
2.75	2.625	0.241	0.349	99.787
3.00	2.875	0.103	0.149	99.936
3.25	3.125	0.028	0.041	99.977
3.50	3.375	0.011	0.016	99.993
3.75	3.625	0.003	0.004	99.997
4.00	3.875	0.001	0.001	99.999
5.00	4.50	0.001	0.001	100.000

Statistical Results			
Mean:	1.0130	phi	(0.4955 mm)
Standard Dev:	0.5639	phi-units	(0.6765 mm)
Skewness:	-0.3644	dimensionless	
Kurtosis:	4.2619	dimensionless	
5th Moment:	-5.3073	dimensionless	
6th Moment:	42.3591	dimensionless	
RARD *	0.5567	dimensionless	
Median	0.8867	phi	(0.5409 mm)

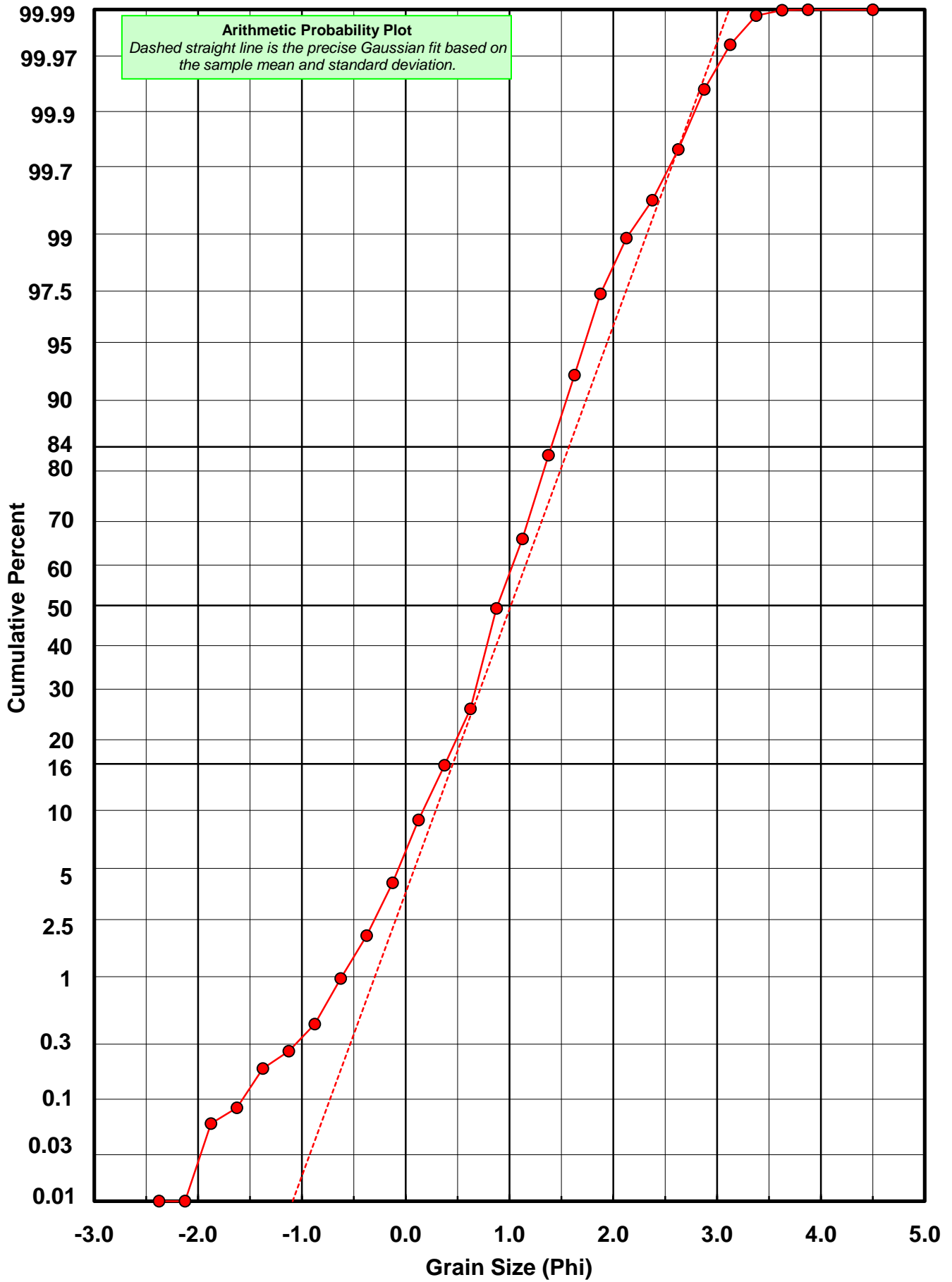
\* RARD = reciprocal absolute relative dispersion (see below)

Statistical Explanation	
Calculations based on the Method of Moments	
Skewness: 3rd Stand. Moment; Exact Gaussian = 0.0	
Kurtosis: 4th Stand. Moment; Exact Gaussian = 3.0	
For Further Explanation, See Basille et al. 2002	
Millimeter data calculated by $mm = 2^{(-\phi)}$	

Reciprocal Absolute Relative Dispersion (RARD) Scale	
< 0.5	Excellent homogeneity (e.g., beaches)
0.5 to 1.0	Good homogeneity
1.0 to 1.33	Fair homogeneity
> 1.33	Poor homogeneity (e.g., glacial)



# BV-11-BB



# Carbonate Grain Size Distribution

Onshore Grab Sample

Sample: BV-11-BB

Total Carbonate Mass: 20.241 grams

% Carbonate: 29.3 %

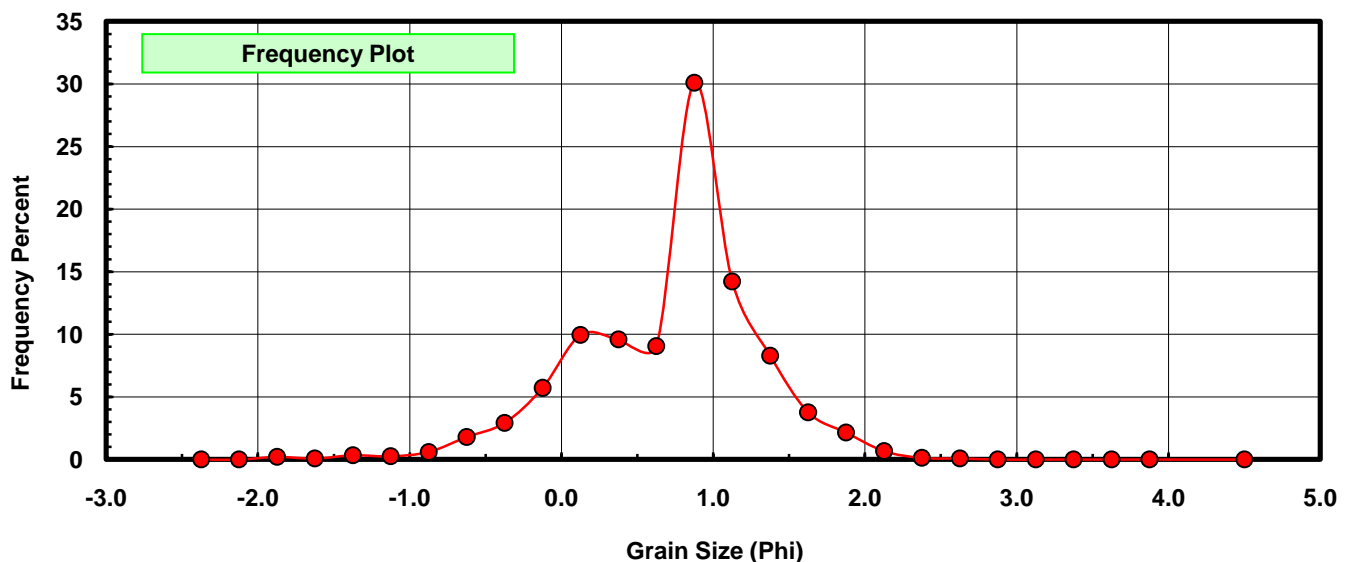
Sieve Size (phi)	Sieve Midpt (phi)	Weight (grams)	Freq Weight %	Cumulative Weight %
-2.25	-2.375	0.000	0.000	0.000
-2.00	-2.125	0.000	0.000	0.000
-1.75	-1.875	0.042	0.207	0.207
-1.50	-1.625	0.016	0.079	0.287
-1.25	-1.375	0.069	0.341	0.627
-1.00	-1.125	0.052	0.257	0.884
-0.75	-0.875	0.123	0.608	1.492
-0.50	-0.625	0.365	1.803	3.295
-0.25	-0.375	0.592	2.925	6.220
0.00	-0.125	1.159	5.726	11.946
0.25	0.125	2.015	9.955	21.901
0.50	0.375	1.942	9.594	31.495
0.75	0.625	1.832	9.051	40.546
1.00	0.875	6.095	30.112	70.659
1.25	1.125	2.877	14.214	84.872
1.50	1.375	1.681	8.305	93.177
1.75	1.625	0.765	3.779	96.957
2.00	1.875	0.437	2.159	99.116
2.25	2.125	0.136	0.672	99.788
2.50	2.375	0.026	0.128	99.916
2.75	2.625	0.017	0.084	100.000
3.00	2.875	0.000	0.000	100.000
3.25	3.125	0.000	0.000	100.000
3.50	3.375	0.000	0.000	100.000
3.75	3.625	0.000	0.000	100.000
4.00	3.875	0.000	0.000	100.000
5.00	4.500	0.000	0.000	100.000

Statistical Results			
Mean:	0.7165	phi	(0.6086 mm)
Standard Dev:	0.6148	phi-units	(0.653 mm)
Skewness:	-0.5941	dimensionless	
Kurtosis:	3.8656	dimensionless	
5th Moment:	-6.6069	dimensionless	
6th Moment:	31.6228	dimensionless	
RARD *	0.8580	dimensionless	
Median	0.7035	phi	(0.6141 mm)

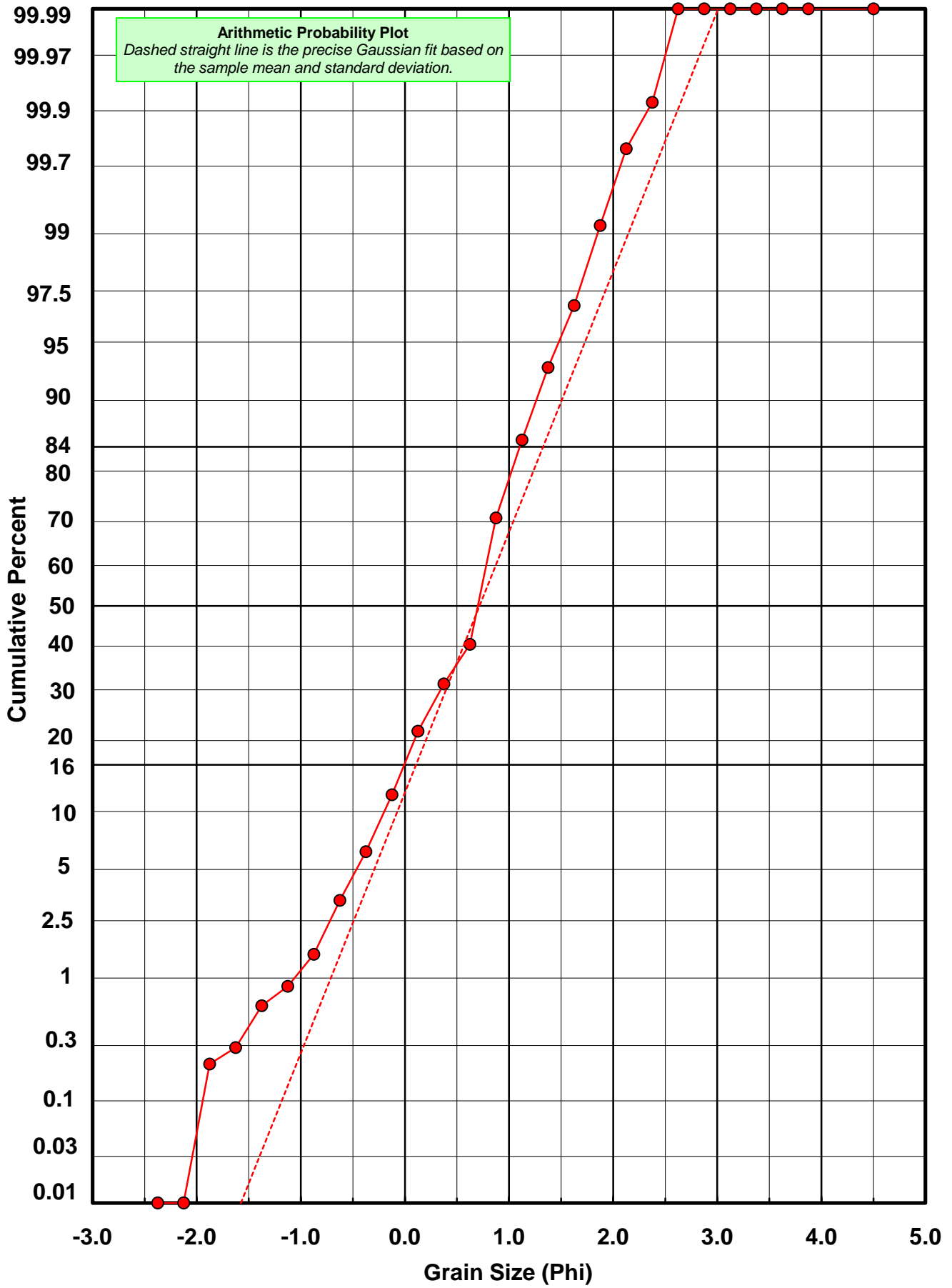
\* RARD = reciprocal absolute relative dispersion (see below)

Statistical Explanation	
Calculations based on the Method of Moments	
Skewness: 3rd Stand. Moment; Exact Gaussian = 0.0	
Kurtosis: 4th Stand. Moment; Exact Gaussian = 3.0	
For Further Explanation, See Basille et al. 2002	
Millimeter data calculated by $mm = 2^{(-phi)}$	

Reciprocal Absolute Relative Dispersion (RARD) Scale	
< 0.5	Excellent homogeneity (e.g., beaches)
0.5 to 1.0	Good homogeneity
1.0 to 1.33	Fair homogeneity
> 1.33	Poor homogeneity (e.g., glacial)



# BV-11-BB



# Post-Digestion Grain Size Distribution

Onshore Grab Sample

Sample: BV-11-BB

Total Digested Mass: 48.793 grams

% Silica: 70.7 %

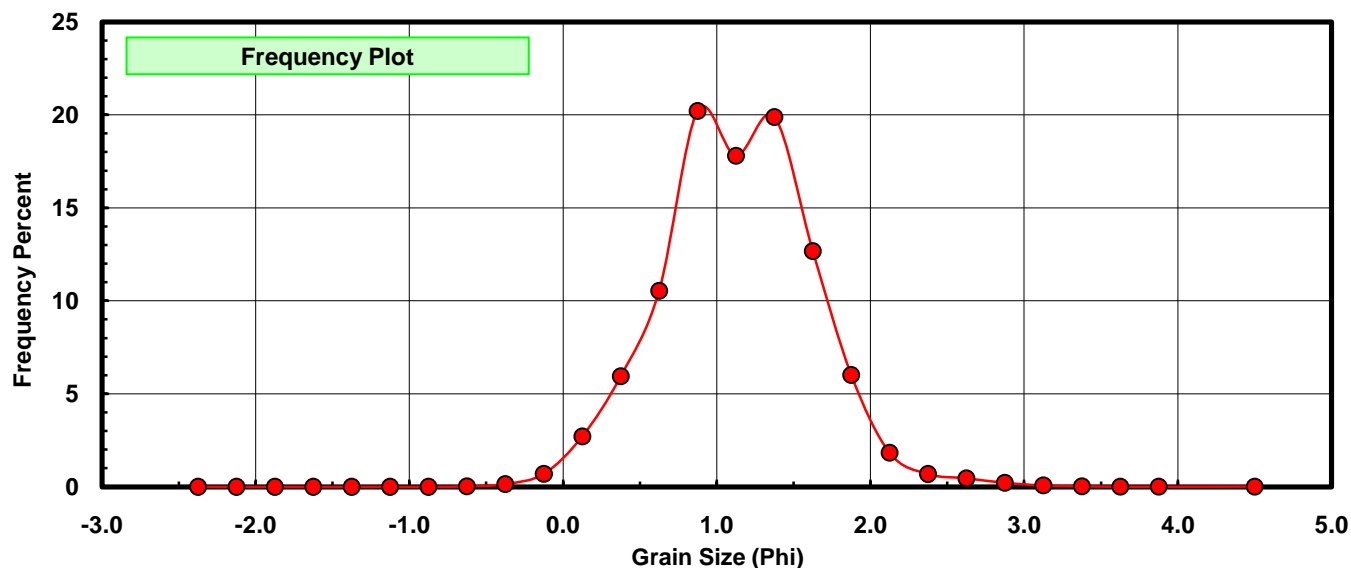
Sieve Size (phi)	Sieve Midpt (phi)	Weight (grams)	Freq Weight %	Cumulative Weight %
-2.25	-2.375	0.000	0.000	0.000
-2.00	-2.125	0.000	0.000	0.000
-1.75	-1.875	0.000	0.000	0.000
-1.50	-1.625	0.000	0.000	0.000
-1.25	-1.375	0.000	0.000	0.000
-1.00	-1.125	0.000	0.000	0.000
-0.75	-0.875	0.000	0.000	0.000
-0.50	-0.625	0.013	0.027	0.027
-0.25	-0.375	0.074	0.152	0.178
0.00	-0.125	0.342	0.701	0.879
0.25	0.125	1.325	2.716	3.595
0.50	0.375	2.901	5.946	9.540
0.75	0.625	5.145	10.545	20.085
1.00	0.875	9.863	20.214	40.299
1.25	1.125	8.689	17.808	58.107
1.50	1.375	9.702	19.884	77.991
1.75	1.625	6.182	12.670	90.661
2.00	1.875	2.935	6.015	96.676
2.25	2.125	0.891	1.826	98.502
2.50	2.375	0.336	0.689	99.190
2.75	2.625	0.224	0.459	99.650
3.00	2.875	0.106	0.217	99.867
3.25	3.125	0.035	0.072	99.939
3.50	3.375	0.014	0.029	99.967
3.75	3.625	0.005	0.010	99.977
4.00	3.875	0.003	0.006	99.984
5.00	4.500	0.008	0.016	100.000

Statistical Results			
Mean:	1.1373	phi	(0.4546 mm)
Standard Dev:	0.5010	phi-units	(0.7066 mm)
Skewness:	0.1907	dimensionless	
Kurtosis:	3.7805	dimensionless	
5th Moment:	5.2653	dimensionless	
6th Moment:	40.5163	dimensionless	
RARD *	0.4405	dimensionless	
Median	1.0112	phi	(0.4961 mm)

\* RARD = reciprocal absolute relative dispersion (see below)

Statistical Explanation	
Calculations based on the Method of Moments	
Skewness: 3rd Stand. Moment; Exact Gaussian = 0.0	
Kurtosis: 4th Stand. Moment; Exact Gaussian = 3.0	
For Further Explanation, See Basille et al. 2002	
Millimeter data calculated by $mm = 2^{(-\phi)}$	

Reciprocal Absolute Relative Dispersion (RARD) Scale	
< 0.5	Excellent homogeneity (e.g., beaches)
0.5 to 1.0	Good homogeneity
1.0 to 1.33	Fair homogeneity
> 1.33	Poor homogeneity (e.g., glacial)



# BV-11-BB

