

Onshore Grab Sample

Sample: BV-10-BB
Sample Taken By: D. Phelps
Sample Collected On: 3/18/09
Splits? N/A

County: Brevard
Latitude: 28° 40' 45.1"
Longitude: 80° 38' 55.6"
Datum: WGS 84
Surf. Elev: N/A
Datum: N/A

Fine Data Summary

Total Sample Weight 59.517 grams
Total Fines in Sample 0.042 grams
Total Percent Fines 0.07 %

Dry Sieving Summary

Total Sample Weight 59.458 grams
Total Digested Weight 41.822 grams
Total Carbonate Weight 17.636 grams
Total Silica % 70.34 %
Total Carbonate % 29.66 %
Carbonate/Silica Ratio 0.422

General Comments:

None

Description

Worked By: M. Ladle

Pre-Digestion Grain Size Distribution

Onshore Grab Sample

Sample: BV-10-BB

Total Sample Mass: 59.458 grams

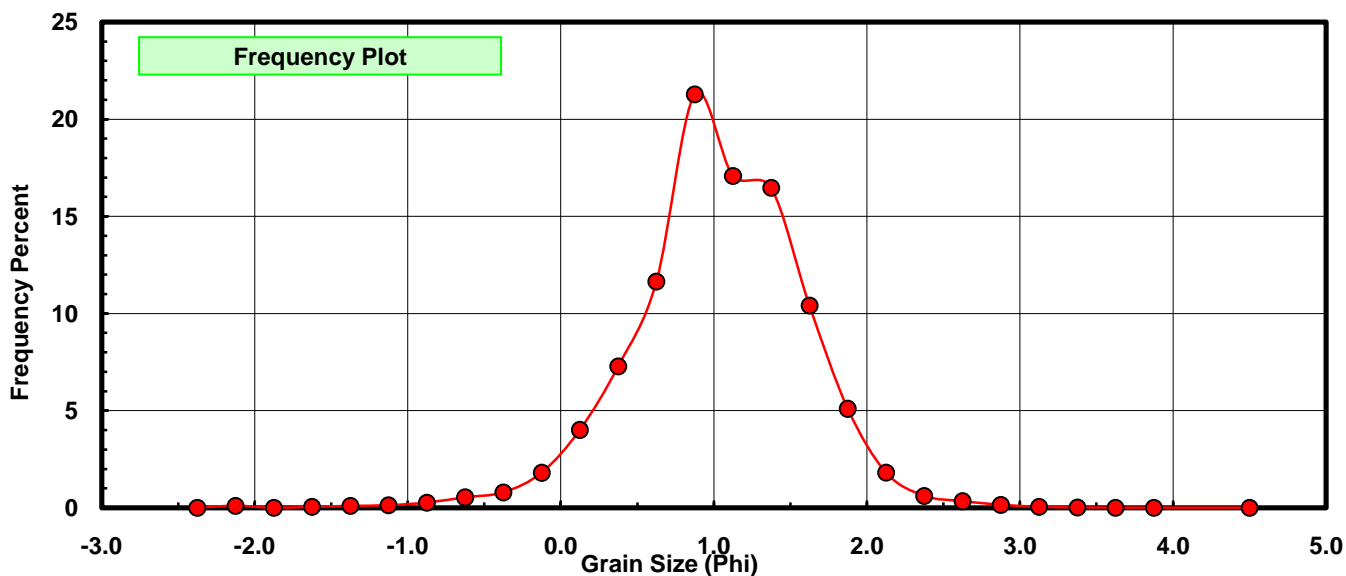
Sieve Size (phi)	Sieve Midpt (phi)	Weight (grams)	Freq Weight %	Cumulative Weight %
-2.25	-2.375	0.000	0.000	0.000
-2.00	-2.125	0.057	0.096	0.096
-1.75	-1.875	0.000	0.000	0.096
-1.50	-1.625	0.026	0.044	0.140
-1.25	-1.375	0.054	0.091	0.230
-1.00	-1.125	0.075	0.126	0.357
-0.75	-0.875	0.157	0.264	0.621
-0.50	-0.625	0.318	0.535	1.155
-0.25	-0.375	0.471	0.792	1.948
0.00	-0.125	1.072	1.803	3.751
0.25	0.125	2.384	4.010	7.760
0.50	0.375	4.330	7.282	15.043
0.75	0.625	6.924	11.645	26.688
1.00	0.875	12.655	21.284	47.972
1.25	1.125	10.158	17.084	65.056
1.50	1.375	9.788	16.462	81.518
1.75	1.625	6.186	10.404	91.922
2.00	1.875	3.030	5.096	97.018
2.25	2.125	1.077	1.811	98.829
2.50	2.375	0.364	0.612	99.442
2.75	2.625	0.200	0.336	99.778
3.00	2.875	0.091	0.153	99.931
3.25	3.125	0.027	0.045	99.976
3.50	3.375	0.009	0.015	99.992
3.75	3.625	0.003	0.005	99.997
4.00	3.875	0.001	0.002	99.998
5.00	4.50	0.001	0.002	100.000

Statistical Results			
Mean:	1.0267	phi	(0.4908 mm)
Standard Dev:	0.5708	phi-units	(0.6732 mm)
Skewness:	-0.4471	dimensionless	
Kurtosis:	4.7967	dimensionless	
5th Moment:	-8.8666	dimensionless	
6th Moment:	61.2194	dimensionless	
RARD *	0.5560	dimensionless	
Median	0.9047	phi	(0.5342 mm)

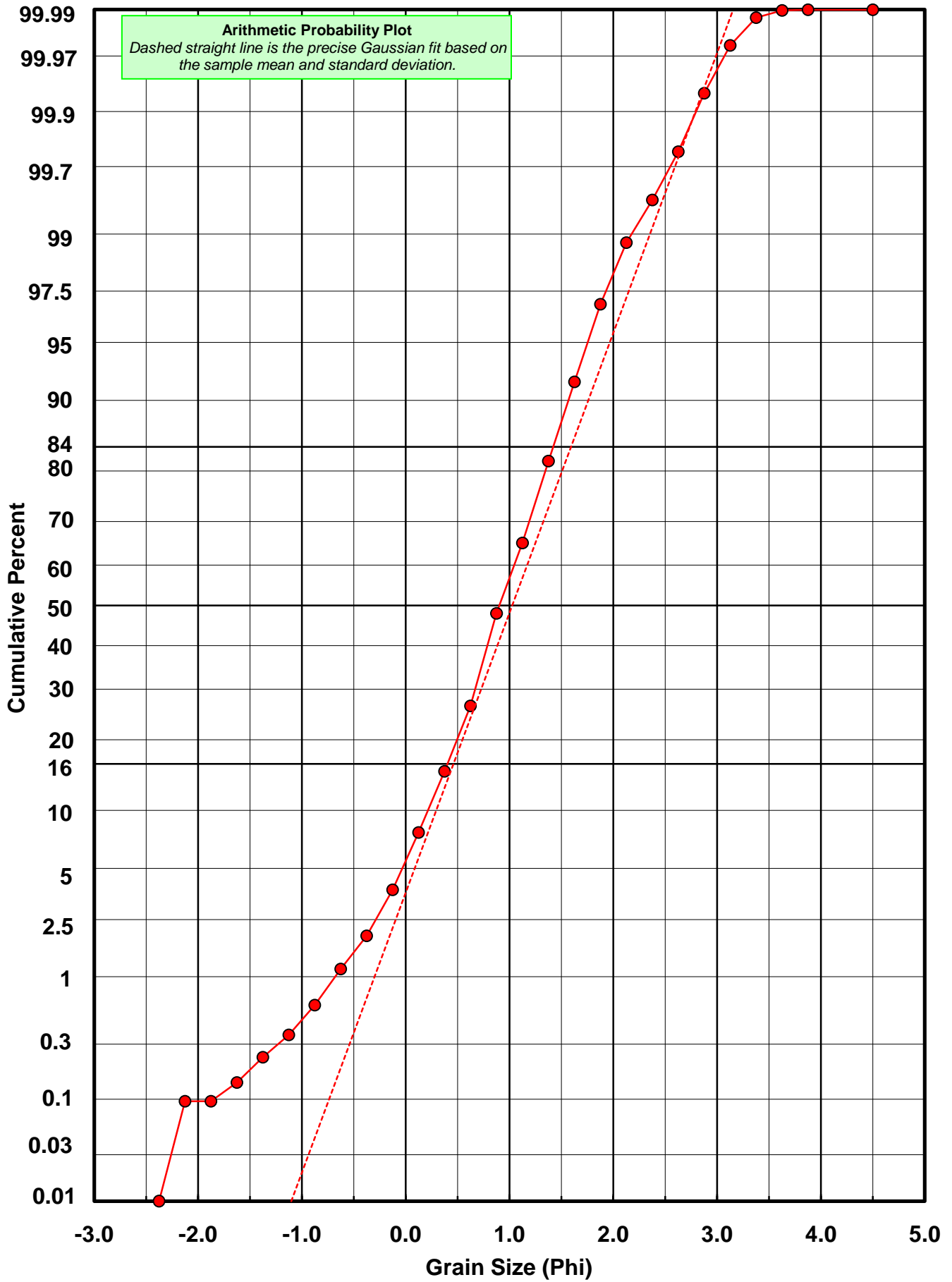
* RARD = reciprocal absolute relative dispersion (see below)

Statistical Explanation	
Calculations based on the Method of Moments	
Skewness: 3rd Stand. Moment; Exact Gaussian = 0.0	
Kurtosis: 4th Stand. Moment; Exact Gaussian = 3.0	
For Further Explanation, See Basille et al. 2002	
Millimeter data calculated by $mm = 2^{(-\phi)}$	

Reciprocal Absolute Relative Dispersion (RARD) Scale	
< 0.5	Excellent homogeneity (e.g., beaches)
0.5 to 1.0	Good homogeneity
1.0 to 1.33	Fair homogeneity
> 1.33	Poor homogeneity (e.g., glacial)



BV-10-BB



Carbonate Grain Size Distribution

Onshore Grab Sample

Sample: BV-10-BB

Total Carbonate Mass: 17.655 grams

% Carbonate: 29.7 %

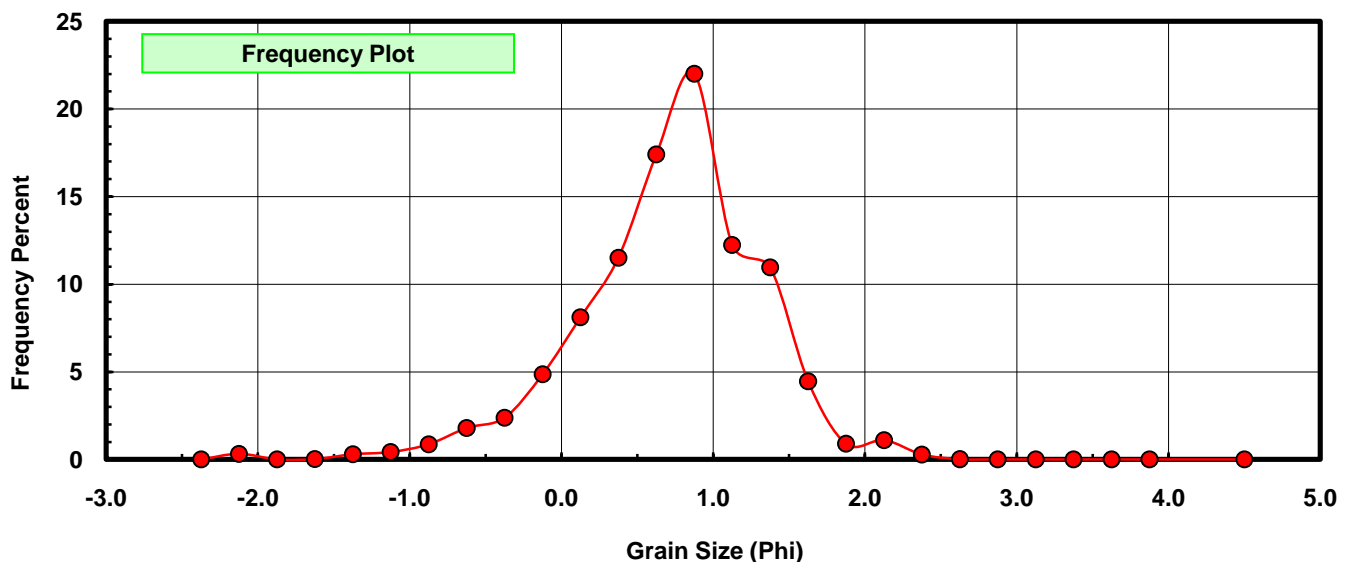
Sieve Size (phi)	Sieve Midpt (phi)	Weight (grams)	Freq Weight %	Cumulative Weight %
-2.25	-2.375	0.000	0.000	0.000
-2.00	-2.125	0.057	0.323	0.323
-1.75	-1.875	0.000	0.000	0.323
-1.50	-1.625	0.004	0.023	0.346
-1.25	-1.375	0.052	0.295	0.640
-1.00	-1.125	0.075	0.425	1.065
-0.75	-0.875	0.153	0.867	1.931
-0.50	-0.625	0.318	1.801	3.733
-0.25	-0.375	0.421	2.385	6.117
0.00	-0.125	0.858	4.860	10.977
0.25	0.125	1.433	8.117	19.094
0.50	0.375	2.034	11.521	30.615
0.75	0.625	3.074	17.411	48.026
1.00	0.875	3.885	22.005	70.031
1.25	1.125	2.161	12.240	82.271
1.50	1.375	1.936	10.966	93.237
1.75	1.625	0.787	4.458	97.695
2.00	1.875	0.158	0.895	98.590
2.25	2.125	0.196	1.110	99.700
2.50	2.375	0.050	0.283	99.983
2.75	2.625	0.003	0.017	100.000
3.00	2.875	0.000	0.000	100.000
3.25	3.125	0.000	0.000	100.000
3.50	3.375	0.000	0.000	100.000
3.75	3.625	0.000	0.000	100.000
4.00	3.875	0.000	0.000	100.000
5.00	4.500	0.000	0.000	100.000

Statistical Results			
Mean:	0.7133	phi	(0.6099 mm)
Standard Dev:	0.6244	phi-units	(0.6487 mm)
Skewness:	-0.6696	dimensionless	
Kurtosis:	4.4780	dimensionless	
5th Moment:	-9.8207	dimensionless	
6th Moment:	47.3742	dimensionless	
RARD *	0.8754	dimensionless	
Median	0.6474	phi	(0.6384 mm)

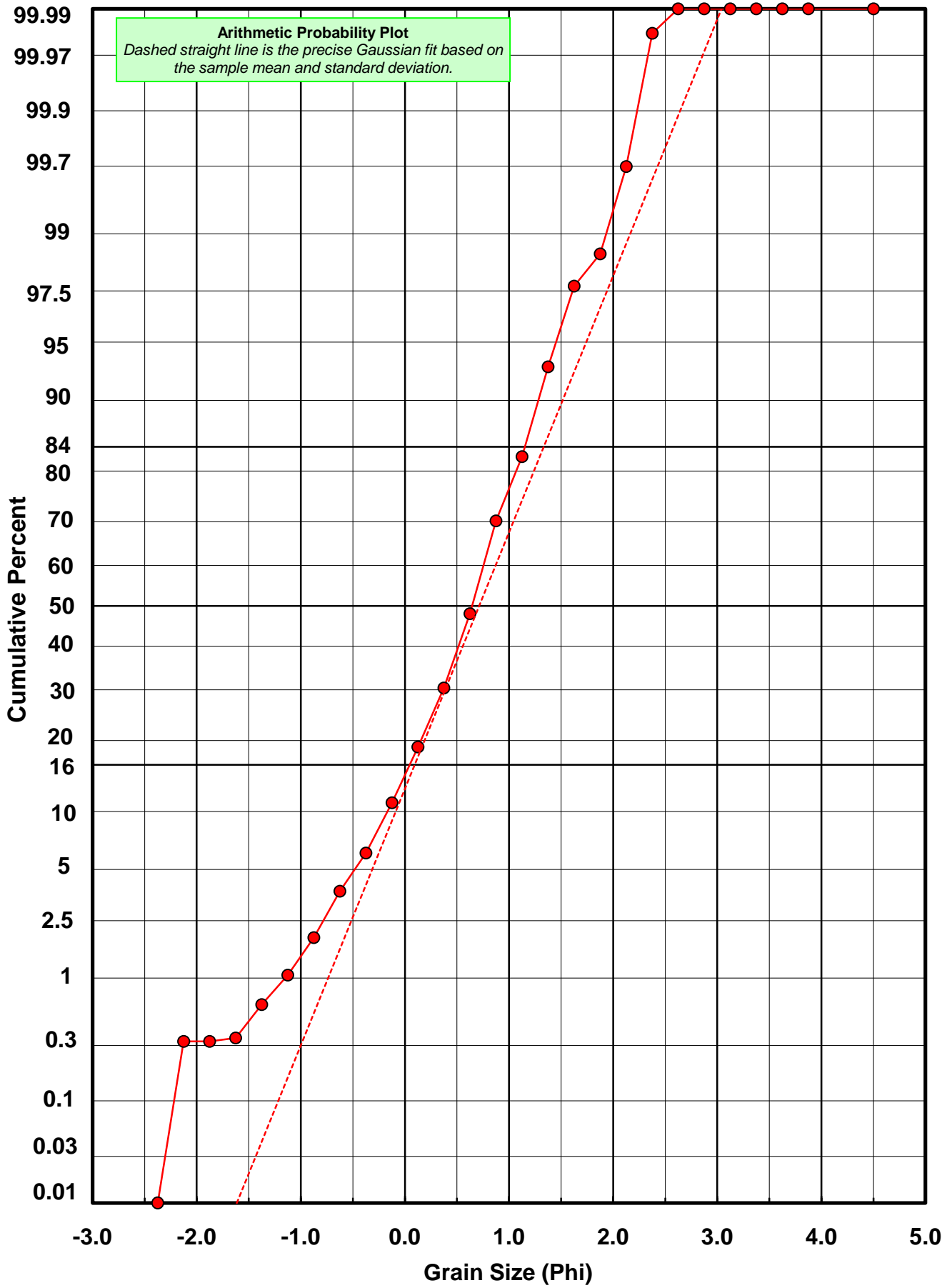
* RARD = reciprocal absolute relative dispersion (see below)

Statistical Explanation	
Calculations based on the Method of Moments	
Skewness: 3rd Stand. Moment; Exact Gaussian = 0.0	
Kurtosis: 4th Stand. Moment; Exact Gaussian = 3.0	
For Further Explanation, See Basille et al. 2002	
Millimeter data calculated by $mm = 2^{(-\phi)}$	

Reciprocal Absolute Relative Dispersion (RARD) Scale	
< 0.5	Excellent homogeneity (e.g., beaches)
0.5 to 1.0	Good homogeneity
1.0 to 1.33	Fair homogeneity
> 1.33	Poor homogeneity (e.g., glacial)



BV-10-BB



Post-Digestion Grain Size Distribution

Onshore Grab Sample

Sample: BV-10-BB

Total Digested Mass: 41.822 grams

% Silica: 70.3 %

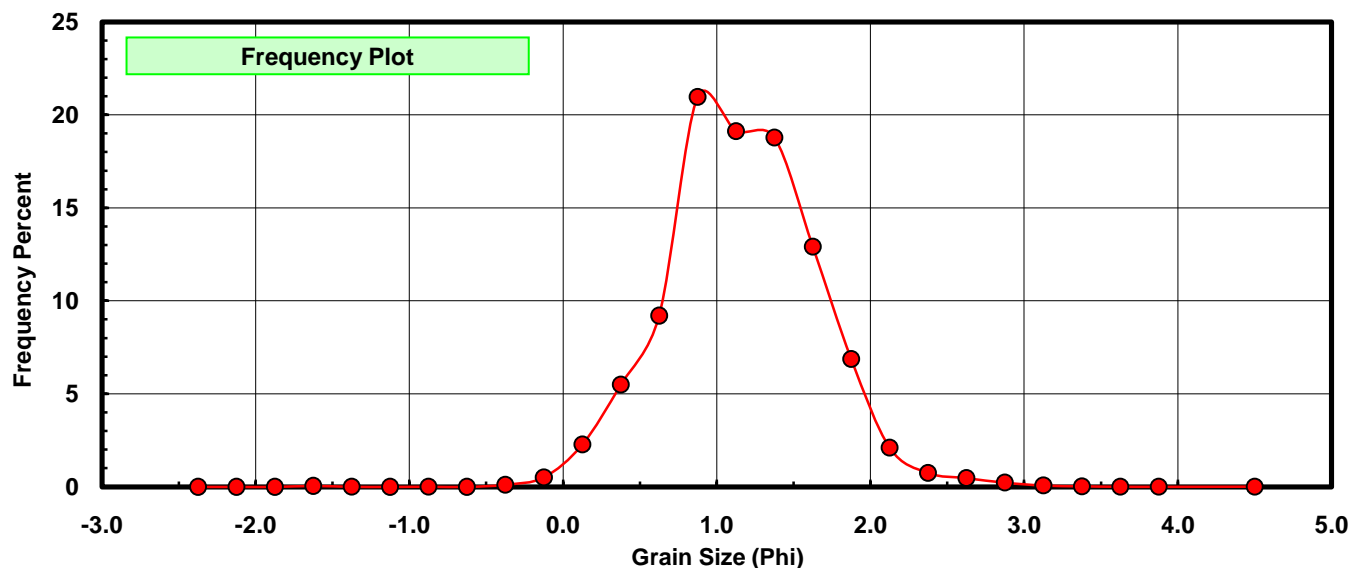
Sieve Size (phi)	Sieve Midpt (phi)	Weight (grams)	Freq Weight %	Cumulative Weight %
-2.25	-2.375	0.000	0.000	0.000
-2.00	-2.125	0.000	0.000	0.000
-1.75	-1.875	0.000	0.000	0.000
-1.50	-1.625	0.022	0.053	0.053
-1.25	-1.375	0.002	0.005	0.057
-1.00	-1.125	0.000	0.000	0.057
-0.75	-0.875	0.004	0.010	0.067
-0.50	-0.625	0.000	0.000	0.067
-0.25	-0.375	0.050	0.120	0.187
0.00	-0.125	0.214	0.512	0.698
0.25	0.125	0.951	2.274	2.972
0.50	0.375	2.296	5.490	8.462
0.75	0.625	3.850	9.206	17.668
1.00	0.875	8.770	20.970	38.638
1.25	1.125	7.997	19.122	57.759
1.50	1.375	7.852	18.775	76.534
1.75	1.625	5.399	12.909	89.443
2.00	1.875	2.872	6.867	96.311
2.25	2.125	0.881	2.107	98.417
2.50	2.375	0.314	0.751	99.168
2.75	2.625	0.197	0.471	99.639
3.00	2.875	0.095	0.227	99.866
3.25	3.125	0.031	0.074	99.940
3.50	3.375	0.013	0.031	99.971
3.75	3.625	0.004	0.010	99.981
4.00	3.875	0.002	0.005	99.986
5.00	4.500	0.006	0.014	100.000

Statistical Results			
Mean:	1.1602	phi	(0.4474 mm)
Standard Dev:	0.4999	phi-units	(0.7071 mm)
Skewness:	0.1340	dimensionless	
Kurtosis:	4.1750	dimensionless	
5th Moment:	1.9599	dimensionless	
6th Moment:	53.9210	dimensionless	
RARD *	0.4309	dimensionless	
Median	1.0236	phi	(0.4919 mm)

* RARD = reciprocal absolute relative dispersion (see below)

Statistical Explanation	
Calculations based on the Method of Moments	
Skewness: 3rd Stand. Moment; Exact Gaussian = 0.0	
Kurtosis: 4th Stand. Moment; Exact Gaussian = 3.0	
For Further Explanation, See Basille et al. 2002	
Millimeter data calculated by $mm = 2^{(-\phi)}$	

Reciprocal Absolute Relative Dispersion (RARD) Scale	
< 0.5	Excellent homogeneity (e.g., beaches)
0.5 to 1.0	Good homogeneity
1.0 to 1.33	Fair homogeneity
> 1.33	Poor homogeneity (e.g., glacial)



BV-10-BB

