

## **Onshore Grab Sample**

**Sample:** BV-09-BB  
**Sample Taken By:** D. Phelps  
**Sample Collected On:** 3/18/09  
**Splits?** N/A

**County:** Brevard  
**Latitude:** 28° 41' 26.0"  
**Longitude:** 80° 39' 29.2"  
**Datum:** WGS 84  
**Surf. Elev:** N/A  
**Datum:** N/A

### **Fine Data Summary**

Total Sample Weight	64.867 grams
Total Fines in Sample	0.212 grams
Total Percent Fines	0.33 %

### **Dry Sieving Summary**

Total Sample Weight	64.608 grams
Total Digested Weight	45.328 grams
Total Carbonate Weight	19.280 grams
Total Silica %	70.16 %
Total Carbonate %	29.84 %
Carbonate/Silica Ratio	0.425

### **General Comments:**

None

### **Description**

Worked By: M. Ladle

# Pre-Digestion Grain Size Distribution

Onshore Grab Sample

Sample: BV-09-BB

Total Sample Mass: 64.608 grams

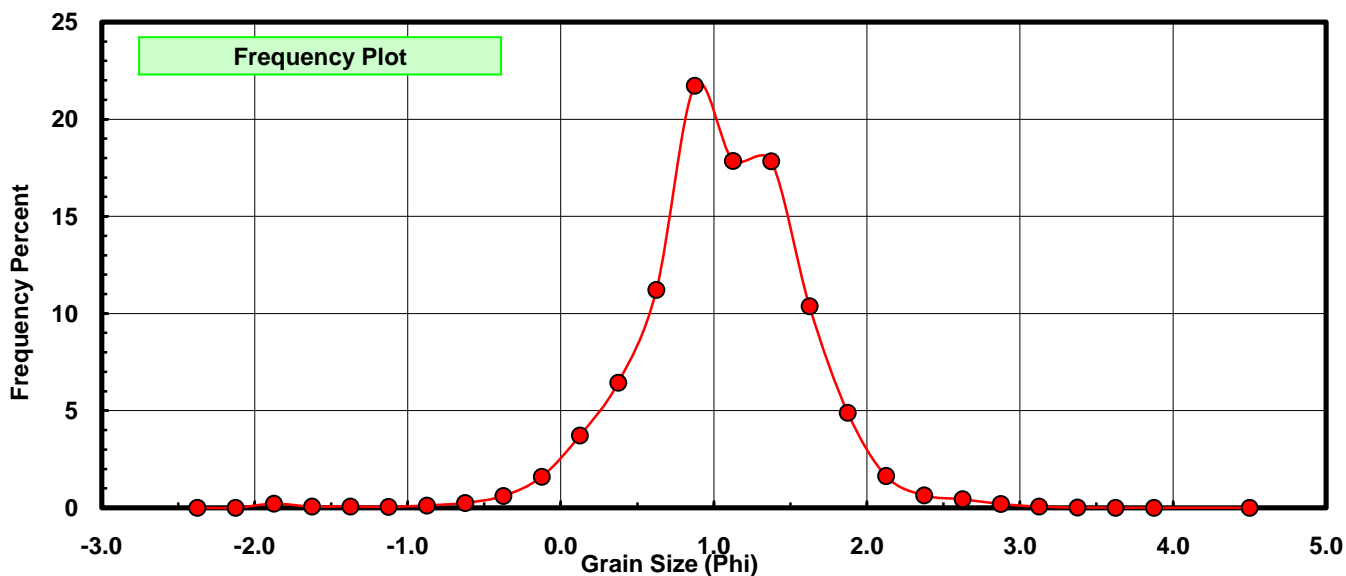
Sieve Size (phi)	Sieve Midpt (phi)	Weight (grams)	Freq Weight %	Cumulative Weight %
-2.25	-2.375	0.000	0.000	0.000
-2.00	-2.125	0.000	0.000	0.000
-1.75	-1.875	0.136	0.211	0.211
-1.50	-1.625	0.041	0.063	0.274
-1.25	-1.375	0.047	0.073	0.347
-1.00	-1.125	0.029	0.045	0.392
-0.75	-0.875	0.077	0.119	0.511
-0.50	-0.625	0.164	0.254	0.765
-0.25	-0.375	0.394	0.610	1.374
0.00	-0.125	1.030	1.594	2.969
0.25	0.125	2.402	3.718	6.686
0.50	0.375	4.158	6.436	13.122
0.75	0.625	7.242	11.209	24.331
1.00	0.875	14.030	21.716	46.047
1.25	1.125	11.537	17.857	63.904
1.50	1.375	11.521	17.832	81.736
1.75	1.625	6.702	10.373	92.109
2.00	1.875	3.161	4.893	97.002
2.25	2.125	1.058	1.638	98.639
2.50	2.375	0.413	0.639	99.279
2.75	2.625	0.283	0.438	99.717
3.00	2.875	0.127	0.197	99.913
3.25	3.125	0.038	0.059	99.972
3.50	3.375	0.013	0.020	99.992
3.75	3.625	0.003	0.005	99.997
4.00	3.875	0.001	0.002	99.998
5.00	4.50	0.001	0.002	100.000

Statistical Results			
Mean:	1.0518	phi	(0.4824 mm)
Standard Dev:	0.5540	phi-units	(0.6811 mm)
Skewness:	-0.4608	dimensionless	
Kurtosis:	5.4675	dimensionless	
5th Moment:	-11.4402	dimensionless	
6th Moment:	82.1337	dimensionless	
RARD *	0.5267	dimensionless	
Median	0.9303	phi	(0.5247 mm)

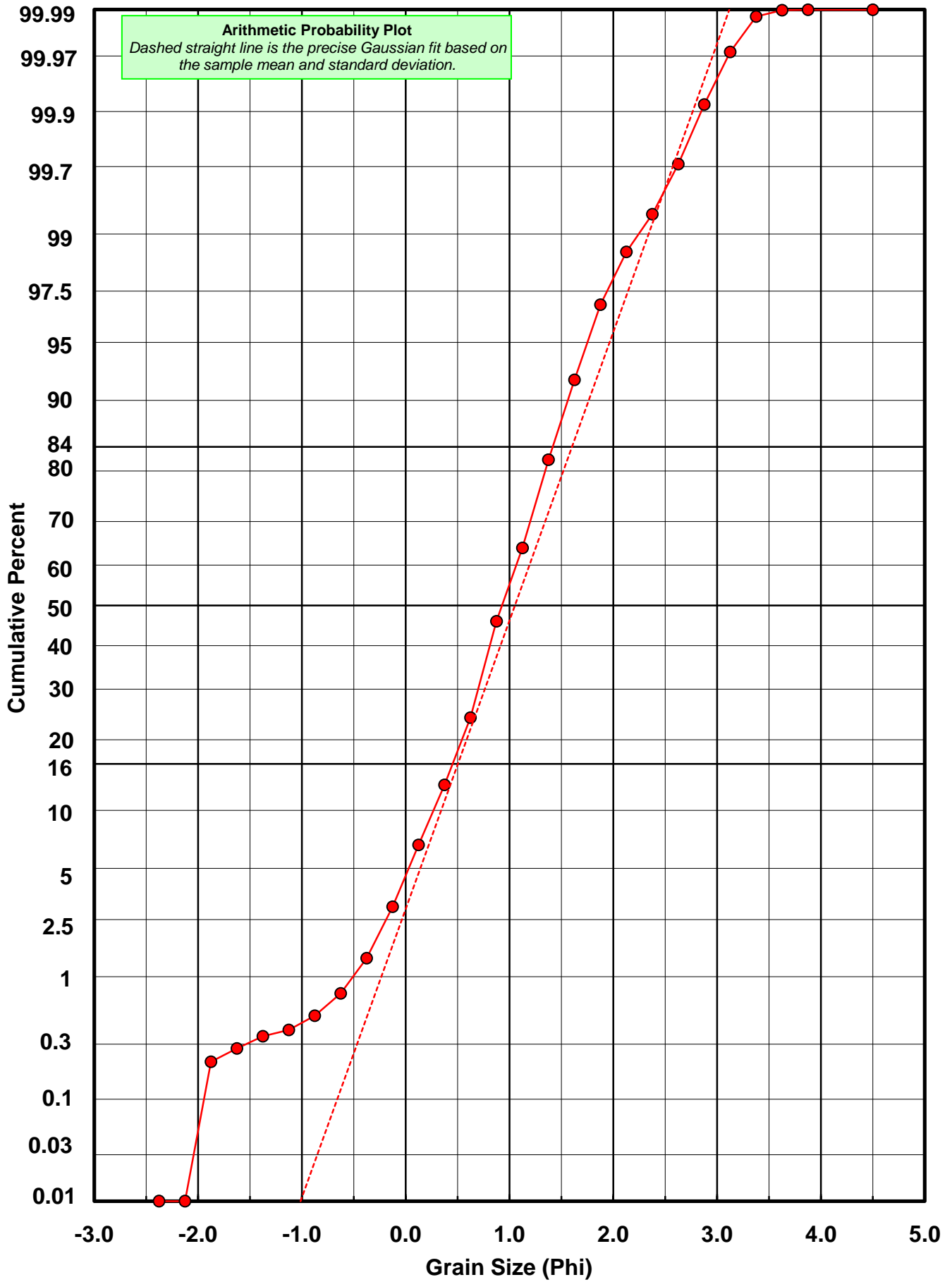
\* RARD = reciprocal absolute relative dispersion (see below)

Statistical Explanation
Calculations based on the Method of Moments
Skewness: 3rd Stand. Moment; Exact Gaussian = 0.0
Kurtosis: 4th Stand. Moment; Exact Gaussian = 3.0
For Further Explanation, See Basille et al. 2002
Millimeter data calculated by $mm = 2^{(-\phi)}$

Reciprocal Absolute Relative Dispersion (RARD) Scale	
< 0.5	Excellent homogeneity (e.g., beaches)
0.5 to 1.0	Good homogeneity
1.0 to 1.33	Fair homogeneity
> 1.33	Poor homogeneity (e.g., glacial)



# BV-09-BB



# Carbonate Grain Size Distribution

Onshore Grab Sample

Sample: BV-09-BB

Total Carbonate Mass: 19.307 grams

% Carbonate: 29.8 %

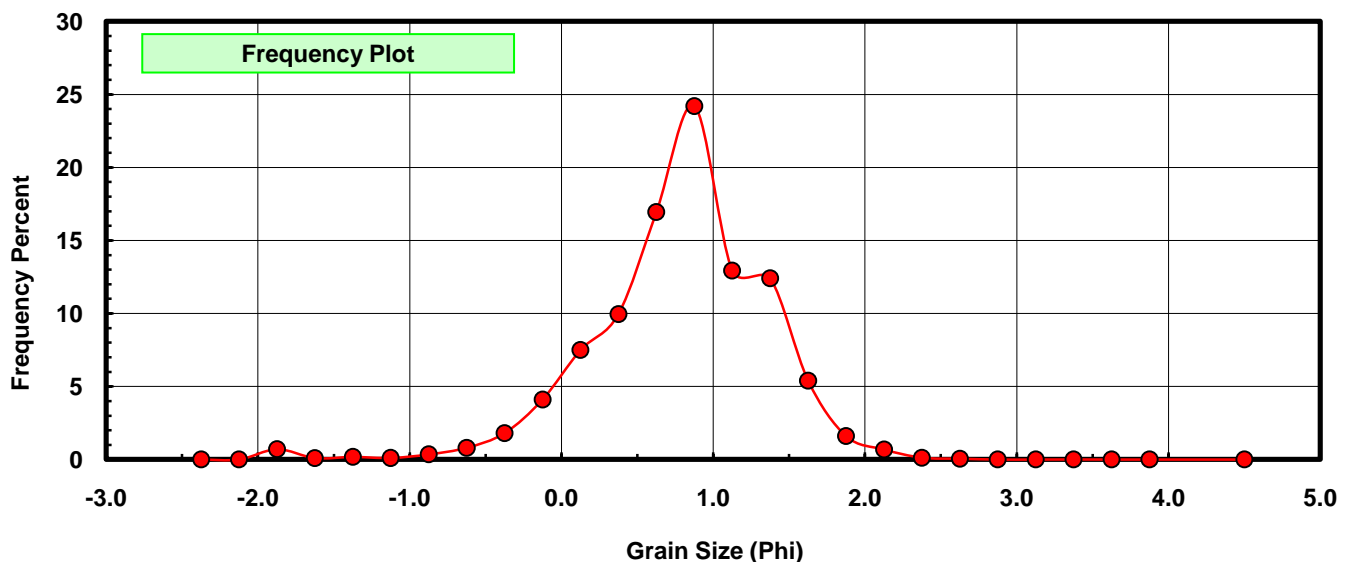
Sieve Size (phi)	Sieve Midpt (phi)	Weight (grams)	Freq Weight %	Cumulative Weight %
-2.25	-2.375	0.000	0.000	0.000
-2.00	-2.125	0.000	0.000	0.000
-1.75	-1.875	0.136	0.704	0.704
-1.50	-1.625	0.019	0.098	0.803
-1.25	-1.375	0.034	0.176	0.979
-1.00	-1.125	0.021	0.109	1.088
-0.75	-0.875	0.068	0.352	1.440
-0.50	-0.625	0.156	0.808	2.248
-0.25	-0.375	0.349	1.808	4.056
0.00	-0.125	0.794	4.112	8.168
0.25	0.125	1.447	7.495	15.663
0.50	0.375	1.924	9.965	25.628
0.75	0.625	3.271	16.942	42.570
1.00	0.875	4.673	24.204	66.774
1.25	1.125	2.497	12.933	79.707
1.50	1.375	2.395	12.405	92.112
1.75	1.625	1.042	5.397	97.509
2.00	1.875	0.311	1.611	99.119
2.25	2.125	0.133	0.689	99.808
2.50	2.375	0.025	0.129	99.938
2.75	2.625	0.011	0.057	99.995
3.00	2.875	0.000	0.000	99.995
3.25	3.125	0.000	0.000	99.995
3.50	3.375	0.001	0.005	100.000
3.75	3.625	0.000	0.000	100.000
4.00	3.875	0.000	0.000	100.000
5.00	4.500	0.000	0.000	100.000

Statistical Results			
Mean:	0.7793	phi	(0.5827 mm)
Standard Dev:	0.5995	phi-units	(0.66 mm)
Skewness:	-0.8959	dimensionless	
Kurtosis:	5.5253	dimensionless	
5th Moment:	-15.7238	dimensionless	
6th Moment:	73.5988	dimensionless	
RARD *	0.7694	dimensionless	
Median	0.7017	phi	(0.6148 mm)

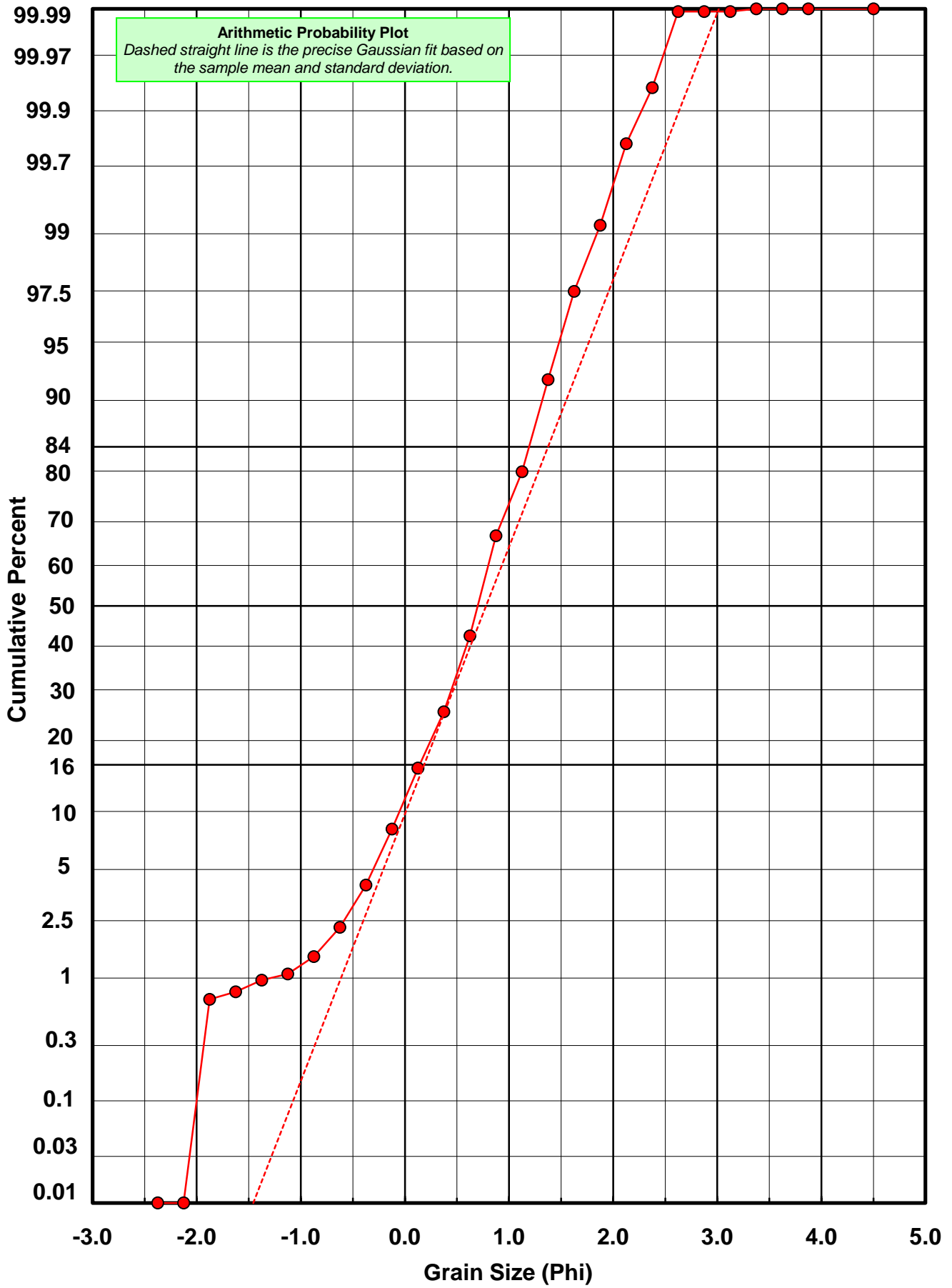
\* RARD = reciprocal absolute relative dispersion (see below)

Statistical Explanation	
Calculations based on the Method of Moments	
Skewness: 3rd Stand. Moment; Exact Gaussian = 0.0	
Kurtosis: 4th Stand. Moment; Exact Gaussian = 3.0	
For Further Explanation, See Basille et al. 2002	
Millimeter data calculated by $mm = 2^{(-\phi)}$	

Reciprocal Absolute Relative Dispersion (RARD) Scale	
< 0.5	Excellent homogeneity (e.g., beaches)
0.5 to 1.0	Good homogeneity
1.0 to 1.33	Fair homogeneity
> 1.33	Poor homogeneity (e.g., glacial)



# BV-09-BB



# Post-Digestion Grain Size Distribution

Onshore Grab Sample

Sample: BV-09-BB

Total Digested Mass: 45.328 grams

% Silica: 70.2 %

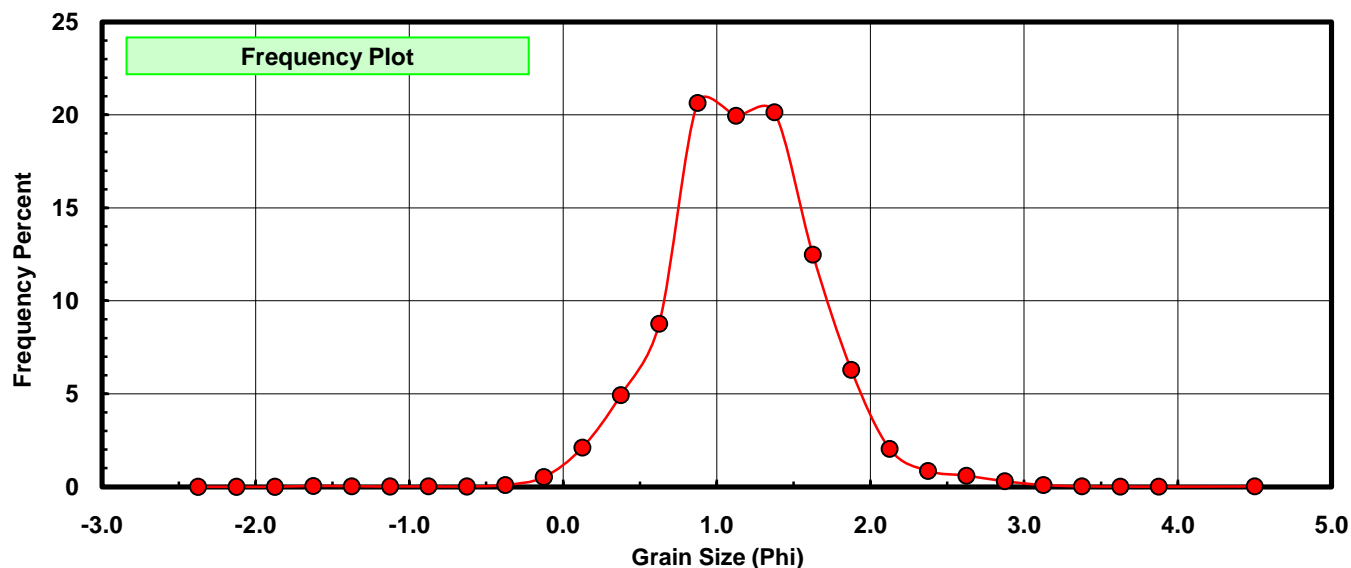
Sieve Size (phi)	Sieve Midpt (phi)	Weight (grams)	Freq Weight %	Cumulative Weight %
-2.25	-2.375	0.000	0.000	0.000
-2.00	-2.125	0.000	0.000	0.000
-1.75	-1.875	0.000	0.000	0.000
-1.50	-1.625	0.022	0.049	0.049
-1.25	-1.375	0.013	0.029	0.077
-1.00	-1.125	0.008	0.018	0.095
-0.75	-0.875	0.009	0.020	0.115
-0.50	-0.625	0.008	0.018	0.132
-0.25	-0.375	0.045	0.099	0.232
0.00	-0.125	0.236	0.521	0.752
0.25	0.125	0.955	2.107	2.859
0.50	0.375	2.234	4.929	7.788
0.75	0.625	3.971	8.761	16.548
1.00	0.875	9.357	20.643	37.191
1.25	1.125	9.040	19.944	57.135
1.50	1.375	9.126	20.133	77.268
1.75	1.625	5.660	12.487	89.755
2.00	1.875	2.850	6.288	96.042
2.25	2.125	0.925	2.041	98.083
2.50	2.375	0.388	0.856	98.939
2.75	2.625	0.272	0.600	99.539
3.00	2.875	0.135	0.298	99.837
3.25	3.125	0.043	0.095	99.932
3.50	3.375	0.012	0.026	99.958
3.75	3.625	0.006	0.013	99.971
4.00	3.875	0.004	0.009	99.980
5.00	4.500	0.009	0.020	100.000

Statistical Results			
Mean:	1.1694	phi	(0.4446 mm)
Standard Dev:	0.4997	phi-units	(0.7073 mm)
Skewness:	0.1597	dimensionless	
Kurtosis:	4.7363	dimensionless	
5th Moment:	2.3578	dimensionless	
6th Moment:	67.9807	dimensionless	
RARD *	0.4273	dimensionless	
Median	1.0356	phi	(0.4878 mm)

\* RARD = reciprocal absolute relative dispersion (see below)

Statistical Explanation	
Calculations based on the Method of Moments	
Skewness: 3rd Stand. Moment; Exact Gaussian = 0.0	
Kurtosis: 4th Stand. Moment; Exact Gaussian = 3.0	
For Further Explanation, See Basille et al. 2002	
Millimeter data calculated by $mm = 2^{(-\phi)}$	

Reciprocal Absolute Relative Dispersion (RARD) Scale	
< 0.5	Excellent homogeneity (e.g., beaches)
0.5 to 1.0	Good homogeneity
1.0 to 1.33	Fair homogeneity
> 1.33	Poor homogeneity (e.g., glacial)



# BV-09-BB

