

Onshore Grab Sample

Sample: BV-06-BB
Sample Taken By: D. Phelps
Sample Collected On: 3/19/09
Splits? N/A

County: Brevard
Latitude: 28° 43' 26.3"
Longitude: 80° 41' 05.6"
Datum: WGS 84
Surf. Elev: N/A
Datum: N/A

Fine Data Summary

Total Sample Weight 59.607 grams
Total Fines in Sample 0.107 grams
Total Percent Fines 0.18 %

Dry Sieving Summary

Total Sample Weight 59.493 grams
Total Digested Weight 36.949 grams
Total Carbonate Weight 22.544 grams
Total Silica % 62.11 %
Total Carbonate % 37.89 %
Carbonate/Silica Ratio 0.610

General Comments:

None

Description

Worked By: M. Ladle

Pre-Digestion Grain Size Distribution

Onshore Grab Sample

Sample: BV-06-BB

Total Sample Mass: 59.493 grams

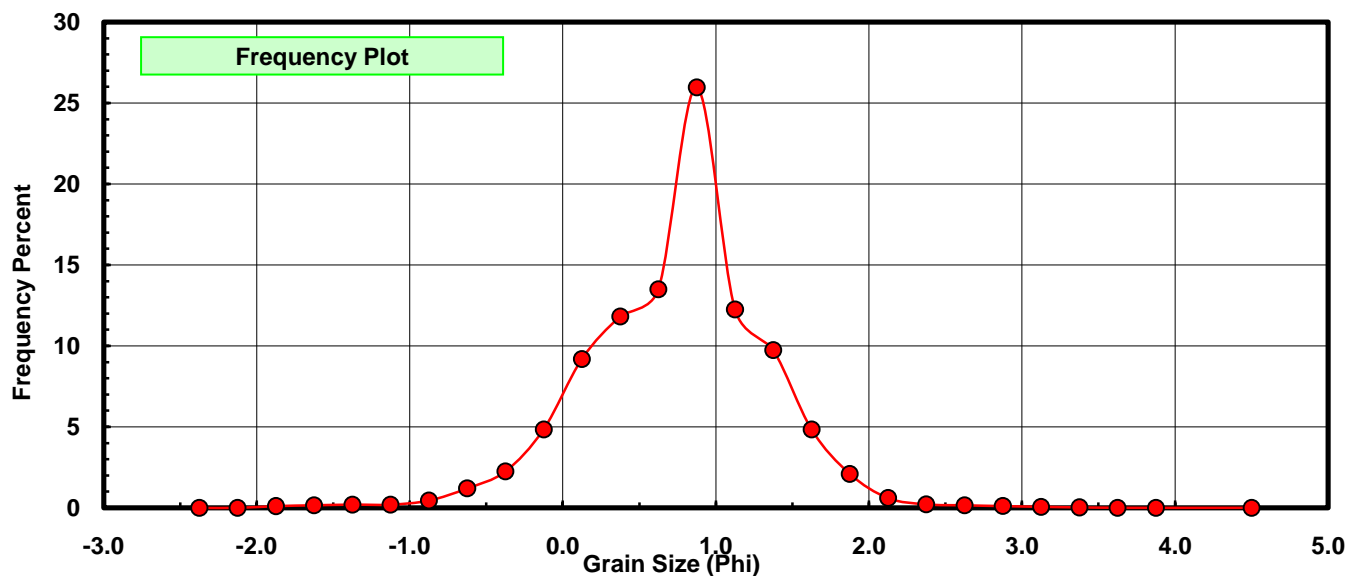
Sieve Size (phi)	Sieve Midpt (phi)	Weight (grams)	Freq Weight %	Cumulative Weight %
-2.25	-2.375	0.000	0.000	0.000
-2.00	-2.125	0.000	0.000	0.000
-1.75	-1.875	0.064	0.108	0.108
-1.50	-1.625	0.094	0.158	0.266
-1.25	-1.375	0.119	0.200	0.466
-1.00	-1.125	0.118	0.198	0.664
-0.75	-0.875	0.267	0.449	1.113
-0.50	-0.625	0.713	1.198	2.311
-0.25	-0.375	1.336	2.246	4.557
0.00	-0.125	2.882	4.844	9.401
0.25	0.125	5.467	9.189	18.590
0.50	0.375	7.030	11.817	30.407
0.75	0.625	8.029	13.496	43.903
1.00	0.875	15.450	25.969	69.872
1.25	1.125	7.288	12.250	82.122
1.50	1.375	5.795	9.741	91.863
1.75	1.625	2.883	4.846	96.709
2.00	1.875	1.249	2.099	98.808
2.25	2.125	0.359	0.603	99.412
2.50	2.375	0.129	0.217	99.629
2.75	2.625	0.093	0.156	99.785
3.00	2.875	0.065	0.109	99.894
3.25	3.125	0.039	0.066	99.960
3.50	3.375	0.017	0.029	99.988
3.75	3.625	0.004	0.007	99.995
4.00	3.875	0.001	0.002	99.997
5.00	4.50	0.002	0.003	100.000

Statistical Results			
Mean:	0.7505	phi	(0.5944 mm)
Standard Dev:	0.5919	phi-units	(0.6635 mm)
Skewness:	-0.2965	dimensionless	
Kurtosis:	4.3650	dimensionless	
5th Moment:	-3.2643	dimensionless	
6th Moment:	43.0957	dimensionless	
RARD *	0.7886	dimensionless	
Median	0.6837	phi	(0.6226 mm)

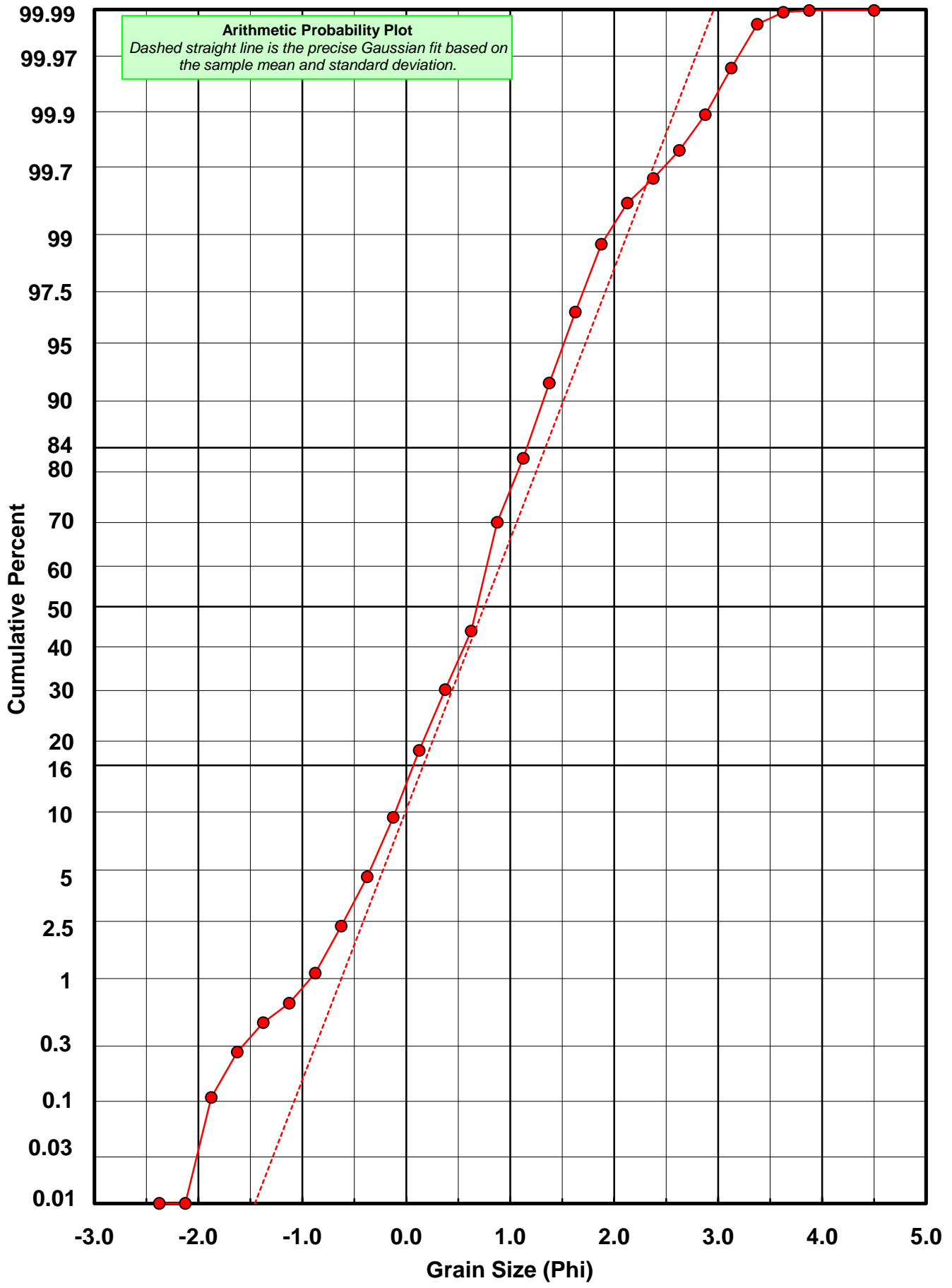
* RARD = reciprocal absolute relative dispersion (see below)

Statistical Explanation
Calculations based on the Method of Moments
Skewness: 3rd Stand. Moment; Exact Gaussian = 0.0
Kurtosis: 4th Stand. Moment; Exact Gaussian = 3.0
For Further Explanation, See Basille et al. 2002
Millimeter data calculated by $mm = 2^{(-\phi)}$

Reciprocal Absolute Relative Dispersion (RARD) Scale	
< 0.5	Excellent homogeneity (e.g., beaches)
0.5 to 1.0	Good homogeneity
1.0 to 1.33	Fair homogeneity
> 1.33	Poor homogeneity (e.g., glacial)



BV-06-BB



Carbonate Grain Size Distribution

Onshore Grab Sample

Sample: BV-06-BB

Total Carbonate Mass: 22.549 grams

% Carbonate: 37.9 %

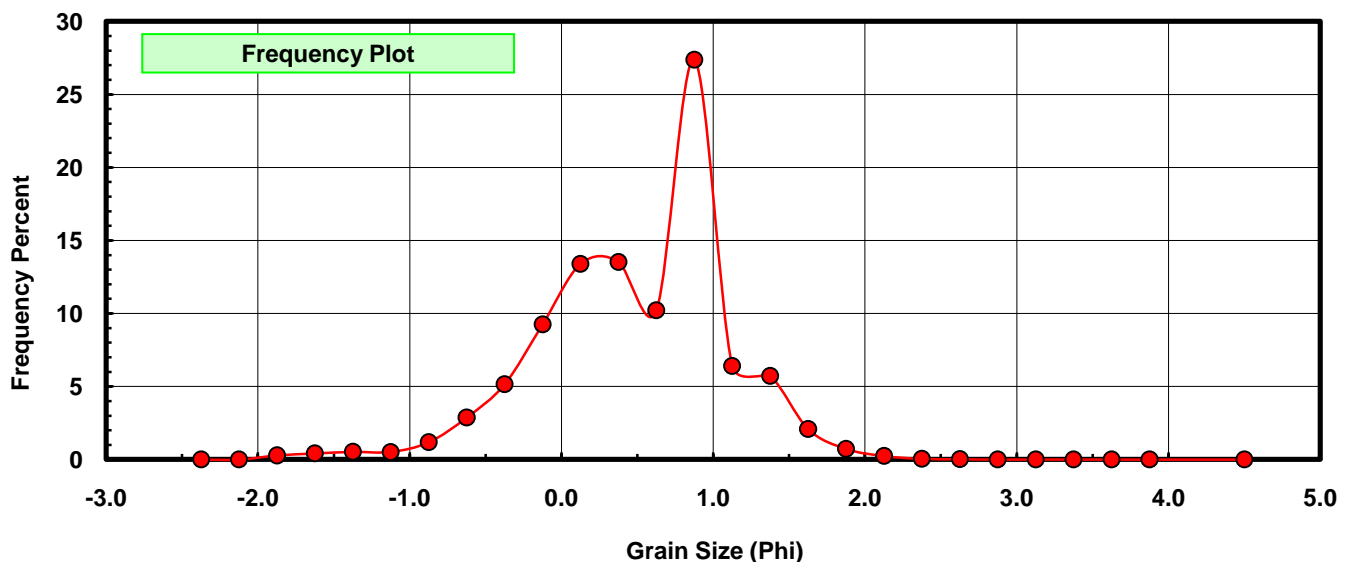
Sieve Size (phi)	Sieve Midpt (phi)	Weight (grams)	Freq Weight %	Cumulative Weight %
-2.25	-2.375	0.000	0.000	0.000
-2.00	-2.125	0.000	0.000	0.000
-1.75	-1.875	0.064	0.284	0.284
-1.50	-1.625	0.094	0.417	0.701
-1.25	-1.375	0.119	0.528	1.228
-1.00	-1.125	0.118	0.523	1.752
-0.75	-0.875	0.267	1.184	2.936
-0.50	-0.625	0.649	2.878	5.814
-0.25	-0.375	1.163	5.158	10.972
0.00	-0.125	2.086	9.251	20.223
0.25	0.125	3.019	13.389	33.611
0.50	0.375	3.052	13.535	47.146
0.75	0.625	2.304	10.218	57.364
1.00	0.875	6.172	27.372	84.735
1.25	1.125	1.443	6.399	91.135
1.50	1.375	1.290	5.721	96.856
1.75	1.625	0.471	2.089	98.945
2.00	1.875	0.165	0.732	99.676
2.25	2.125	0.055	0.244	99.920
2.50	2.375	0.011	0.049	99.969
2.75	2.625	0.005	0.022	99.991
3.00	2.875	0.000	0.000	99.991
3.25	3.125	0.001	0.004	99.996
3.50	3.375	0.001	0.004	100.000
3.75	3.625	0.000	0.000	100.000
4.00	3.875	0.000	0.000	100.000
5.00	4.500	0.000	0.000	100.000

Statistical Results			
Mean:	0.4919	phi	(0.7111 mm)
Standard Dev:	0.6318	phi-units	(0.6454 mm)
Skewness:	-0.5277	dimensionless	
Kurtosis:	3.6063	dimensionless	
5th Moment:	-5.4745	dimensionless	
6th Moment:	26.4510	dimensionless	
RARD *	1.2845	dimensionless	
Median	0.4448	phi	(0.7347 mm)

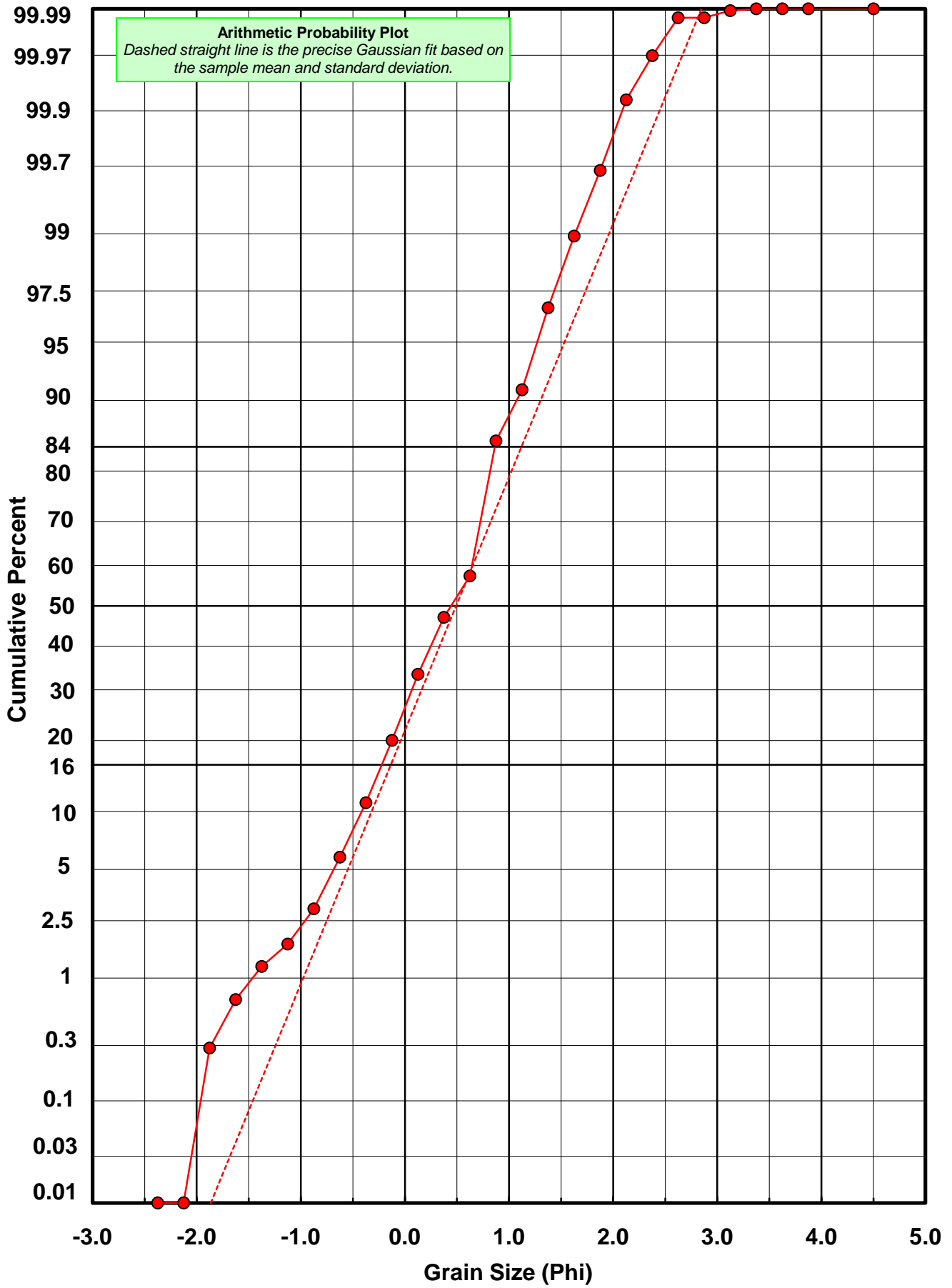
* RARD = reciprocal absolute relative dispersion (see below)

Statistical Explanation	
Calculations based on the Method of Moments	
Skewness: 3rd Stand. Moment; Exact Gaussian = 0.0	
Kurtosis: 4th Stand. Moment; Exact Gaussian = 3.0	
For Further Explanation, See Basille et al. 2002	
Millimeter data calculated by $mm = 2^{(-\phi)}$	

Reciprocal Absolute Relative Dispersion (RARD) Scale	
< 0.5	Excellent homogeneity (e.g., beaches)
0.5 to 1.0	Good homogeneity
1.0 to 1.33	Fair homogeneity
> 1.33	Poor homogeneity (e.g., glacial)



BV-06-BB



Post-Digestion Grain Size Distribution

Onshore Grab Sample

Sample: BV-06-BB

Total Digested Mass: 36.949 grams

% Silica: 62.1 %

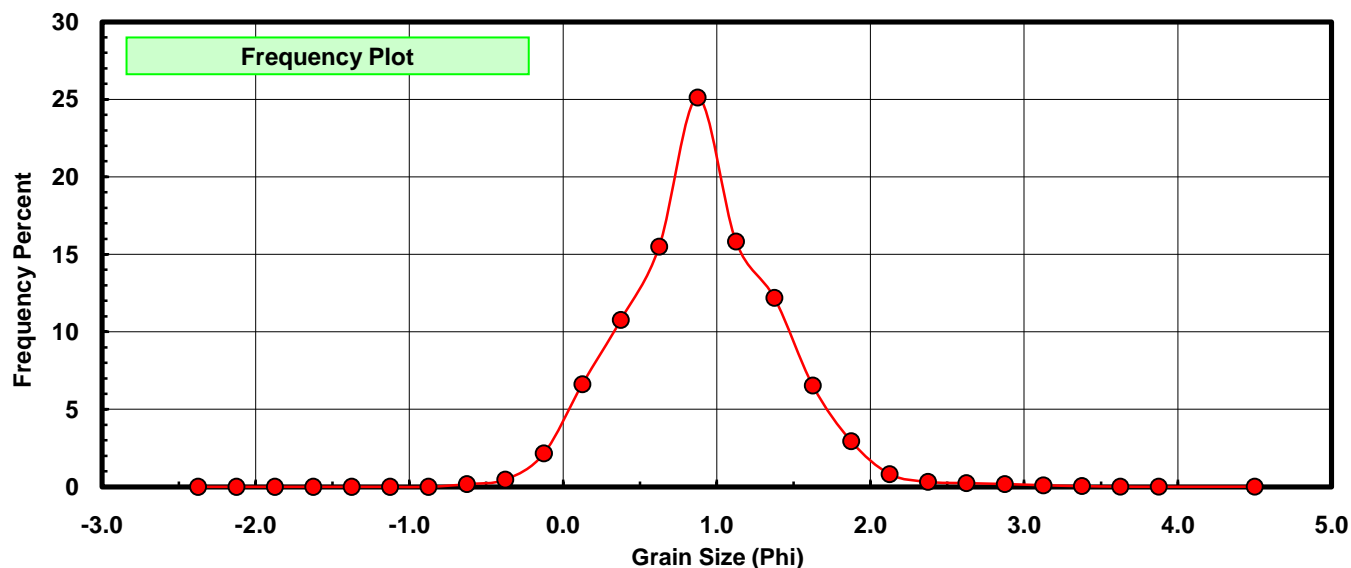
Sieve Size (phi)	Sieve Midpt (phi)	Weight (grams)	Freq Weight %	Cumulative Weight %
-2.25	-2.375	0.000	0.000	0.000
-2.00	-2.125	0.000	0.000	0.000
-1.75	-1.875	0.000	0.000	0.000
-1.50	-1.625	0.000	0.000	0.000
-1.25	-1.375	0.000	0.000	0.000
-1.00	-1.125	0.000	0.000	0.000
-0.75	-0.875	0.000	0.000	0.000
-0.50	-0.625	0.064	0.173	0.173
-0.25	-0.375	0.173	0.468	0.641
0.00	-0.125	0.796	2.154	2.796
0.25	0.125	2.448	6.625	9.421
0.50	0.375	3.978	10.766	20.187
0.75	0.625	5.725	15.494	35.682
1.00	0.875	9.278	25.110	60.792
1.25	1.125	5.845	15.819	76.611
1.50	1.375	4.505	12.192	88.803
1.75	1.625	2.412	6.528	95.331
2.00	1.875	1.084	2.934	98.265
2.25	2.125	0.304	0.823	99.088
2.50	2.375	0.118	0.319	99.407
2.75	2.625	0.088	0.238	99.645
3.00	2.875	0.067	0.181	99.827
3.25	3.125	0.038	0.103	99.930
3.50	3.375	0.016	0.043	99.973
3.75	3.625	0.005	0.014	99.986
4.00	3.875	0.001	0.003	99.989
5.00	4.500	0.004	0.011	100.000

Statistical Results			
Mean:	0.9087	phi	(0.5327 mm)
Standard Dev:	0.5141	phi-units	(0.7002 mm)
Skewness:	0.3747	dimensionless	
Kurtosis:	4.1116	dimensionless	
5th Moment:	7.9189	dimensionless	
6th Moment:	48.4655	dimensionless	
RARD *	0.5657	dimensionless	
Median	0.7676	phi	(0.5874 mm)

* RARD = reciprocal absolute relative dispersion (see below)

Statistical Explanation	
Calculations based on the Method of Moments	
Skewness: 3rd Stand. Moment; Exact Gaussian = 0.0	
Kurtosis: 4th Stand. Moment; Exact Gaussian = 3.0	
For Further Explanation, See Basille et al. 2002	
Millimeter data calculated by $mm = 2^{(-\phi)}$	

Reciprocal Absolute Relative Dispersion (RARD) Scale	
< 0.5	Excellent homogeneity (e.g., beaches)
0.5 to 1.0	Good homogeneity
1.0 to 1.33	Fair homogeneity
> 1.33	Poor homogeneity (e.g., glacial)



BV-06-BB

