

GRADATION ANALYSIS REPORT
DELRAY BEACH VIBRACORES 1999
TESTED BY: RW ON: 8/99

SAMPLE NO.: DB99-28#1
SAMPLE ELEV. (FT. NGVD):
SAMPLE DEPTH (FT.): 4.0
SAMPLE TYPE: CORE SAMPLE

USCS DESCRIPTION: SP

DRY SAMPLE WEIGHT (GRAMS): 113.93
SAMPLE WEIGHT AFTER WASH (GRAMS): 112.32

SIEVE SIZE	PHI SIZE	MESH SIZE (mm)	RETAINED (GRAMS)	RETAINED (%)	PASSED (%)
5/8	-4.00	16.000	0.00	0.00	100.00
5/16	-3.00	8.000	0.00	0.00	100.00
5	-2.00	4.000	0.00	0.00	100.00
7	-1.50	2.800	0.04	0.04	99.96
10	-1.00	2.000	0.13	0.11	99.89
14	-0.50	1.400	0.44	0.39	99.61
18	0.00	1.000	4.43	3.89	96.11
25	0.50	0.710	11.12	9.76	90.24
35	1.00	0.500	25.05	21.99	78.01
45	1.50	0.355	43.10	37.83	62.17
60	2.00	0.250	77.18	67.74	32.26
80	2.50	0.180	102.74	90.18	9.82
120	3.00	0.125	111.32	97.71	2.29
170	3.50	0.090	112.24	98.52	1.48
200	3.75	0.075	112.28	98.55	1.45
230	4.00	0.063	113.10	99.27	0.73
PAN			113.92	99.99	0.01

PHI(5): 0.09 PHI(16): 0.76 PHI(25): 1.10
PHI(50): 1.70 PHI(75): 2.16 PHI(84): 2.36
PHI(95): 2.82

SIEVE LOSS(g): 0.01 SILT/CLAY: 1.45%
SKEWNESS: -0.306 KURTOSIS: 1.047

GRAPHIC METHOD

MEAN (PHI): 1.55 SORTING: 0.80
MEAN (mm): 0.34 MEDIAN (mm): 0.31
NOTE: MEAN WAS CALCULATED USING 5 POINT METHOD

MOMENT METHOD

MEAN (PHI): 1.59 SORTING: 0.79
MEAN (mm): 0.33

DATA FILE NAME: DB99-28#1.TAB

GRADATION ANALYSIS REPORT
DELRAY BEACH VIBRACORES 1999
TESTED BY: RW ON: 8/99

SAMPLE NO.: DB99-28#2
SAMPLE ELEV. (FT. NGVD):
SAMPLE DEPTH (FT.): 8.1
SAMPLE TYPE: CORE SAMPLE

USCS DESCRIPTION: SP

DRY SAMPLE WEIGHT (GRAMS): 90.49
SAMPLE WEIGHT AFTER WASH (GRAMS): 88.76

SIEVE SIZE	PHI SIZE	MESH SIZE (mm)	RETAINED (GRAMS)	RETAINED (%)	PASSED (%)
5/8	-4.00	16.000	0.00	0.00	100.00
5/16	-3.00	8.000	0.09	0.10	99.90
5	-2.00	4.000	0.39	0.43	99.57
7	-1.50	2.800	0.82	0.91	99.09
10	-1.00	2.000	1.94	2.14	97.86
14	-0.50	1.400	3.50	3.87	96.13
18	0.00	1.000	5.65	6.24	93.76
25	0.50	0.710	9.76	10.79	89.21
35	1.00	0.500	19.07	21.07	78.93
45	1.50	0.355	32.05	35.42	64.58
60	2.00	0.250	54.99	60.77	39.23
80	2.50	0.180	77.41	85.55	14.45
120	3.00	0.125	87.63	96.84	3.16
170	3.50	0.090	88.61	97.92	2.08
200	3.75	0.075	88.68	98.00	2.00
230	4.00	0.063	89.58	99.00	1.00
PAN			90.47	99.98	0.02

PHI(5): -0.26 PHI(16): 0.75 PHI(25): 1.14
PHI(50): 1.79 PHI(75): 2.29 PHI(84): 2.47
PHI(95): 2.92

SIEVE LOSS(g): 0.02 SILT/CLAY: 2.00%
SKEWNESS: -0.535 KURTOSIS: 1.133

GRAPHIC METHOD

MEAN (PHI): 1.53 SORTING: 0.86
MEAN (mm): 0.35 MEDIAN (mm): 0.29
NOTE: MEAN WAS CALCULATED USING 5 POINT METHOD

MOMENT METHOD

MEAN (PHI): 1.62 SORTING: 0.97
MEAN (mm): 0.33

DATA FILE NAME: DB99-28#2.TAB

GRADATION ANALYSIS REPORT
DELRAY BEACH VIBRACORES 1999
TESTED BY: RW ON: 8/99

SAMPLE NO.: DB99-28#3
SAMPLE ELEV. (FT. NGVD):
SAMPLE DEPTH (FT.): 13.0
SAMPLE TYPE: CORE SAMPLE

USCS DESCRIPTION: SP

DRY SAMPLE WEIGHT (GRAMS): 116.61
SAMPLE WEIGHT AFTER WASH (GRAMS): 114.69

SIEVE SIZE	PHI SIZE	MESH SIZE (mm)	RETAINED (GRAMS)	RETAINED (%)	PASSED (%)
5/8	-4.00	16.000	0.00	0.00	100.00
5/16	-3.00	8.000	0.00	0.00	100.00
5	-2.00	4.000	0.05	0.04	99.96
7	-1.50	2.800	0.24	0.21	99.79
10	-1.00	2.000	0.49	0.42	99.58
14	-0.50	1.400	0.88	0.75	99.25
18	0.00	1.000	1.40	1.20	98.80
25	0.50	0.710	2.44	2.09	97.91
35	1.00	0.500	5.67	4.86	95.14
45	1.50	0.355	13.53	11.60	88.40
60	2.00	0.250	44.79	38.41	61.59
80	2.50	0.180	87.07	74.67	25.33
120	3.00	0.125	111.74	95.82	4.18
170	3.50	0.090	114.49	98.18	1.82
200	3.75	0.075	114.59	98.27	1.73
230	4.00	0.063	115.60	99.13	0.87
PAN			116.59	99.98	0.02

PHI(5): 1.01 PHI(16): 1.58 PHI(25): 1.75
PHI(50): 2.16 PHI(75): 2.51 PHI(84): 2.72
PHI(95): 2.98

SIEVE LOSS(g): 0.02 SILT/CLAY: 1.73%
SKEWNESS: -0.289 KURTOSIS: 1.065

GRAPHIC METHOD

MEAN (PHI): 2.09 SORTING: 0.57
MEAN (mm): 0.23 MEDIAN (mm): 0.22
NOTE: MEAN WAS CALCULATED USING 5 POINT METHOD

MOMENT METHOD

MEAN (PHI): 2.10 SORTING: 0.66
MEAN (mm): 0.23

DATA FILE NAME: DB99-28#3.TAB

GRADATION ANALYSIS REPORT
DELRAY BEACH VIBRACORES 1999
TESTED BY: RW ON: 8/99

SAMPLE NO.: DB99-28#4
SAMPLE ELEV. (FT. NGVD):
SAMPLE DEPTH (FT.): 17.0
SAMPLE TYPE: CORE SAMPLE

USCS DESCRIPTION: SP

DRY SAMPLE WEIGHT (GRAMS): 114.47
SAMPLE WEIGHT AFTER WASH (GRAMS): 109.91

SIEVE SIZE	PHI SIZE	MESH SIZE (mm)	RETAINED (GRAMS)	RETAINED (%)	PASSED (%)
5/8	-4.00	16.000	0.00	0.00	100.00
5/16	-3.00	8.000	1.22	1.07	98.93
5	-2.00	4.000	1.32	1.15	98.85
7	-1.50	2.800	1.45	1.27	98.73
10	-1.00	2.000	1.62	1.42	98.58
14	-0.50	1.400	1.96	1.71	98.29
18	0.00	1.000	2.31	2.02	97.98
25	0.50	0.710	3.11	2.72	97.28
35	1.00	0.500	5.55	4.85	95.15
45	1.50	0.355	11.92	10.41	89.59
60	2.00	0.250	32.63	28.51	71.49
80	2.50	0.180	65.98	57.64	42.36
120	3.00	0.125	101.31	88.50	11.50
170	3.50	0.090	109.64	95.78	4.22
200	3.75	0.075	109.81	95.93	4.07
230	4.00	0.063	112.18	98.00	2.00
PAN			114.49	100.02	-0.02

PHI(5): 1.01 PHI(16): 1.65 PHI(25): 1.90
PHI(50): 2.37 PHI(75): 2.78 PHI(84): 2.93
PHI(95): 3.45

SIEVE LOSS(g): -0.02 SILT/CLAY: 4.07%
SKEWNESS: -0.218 KURTOSIS: 1.135

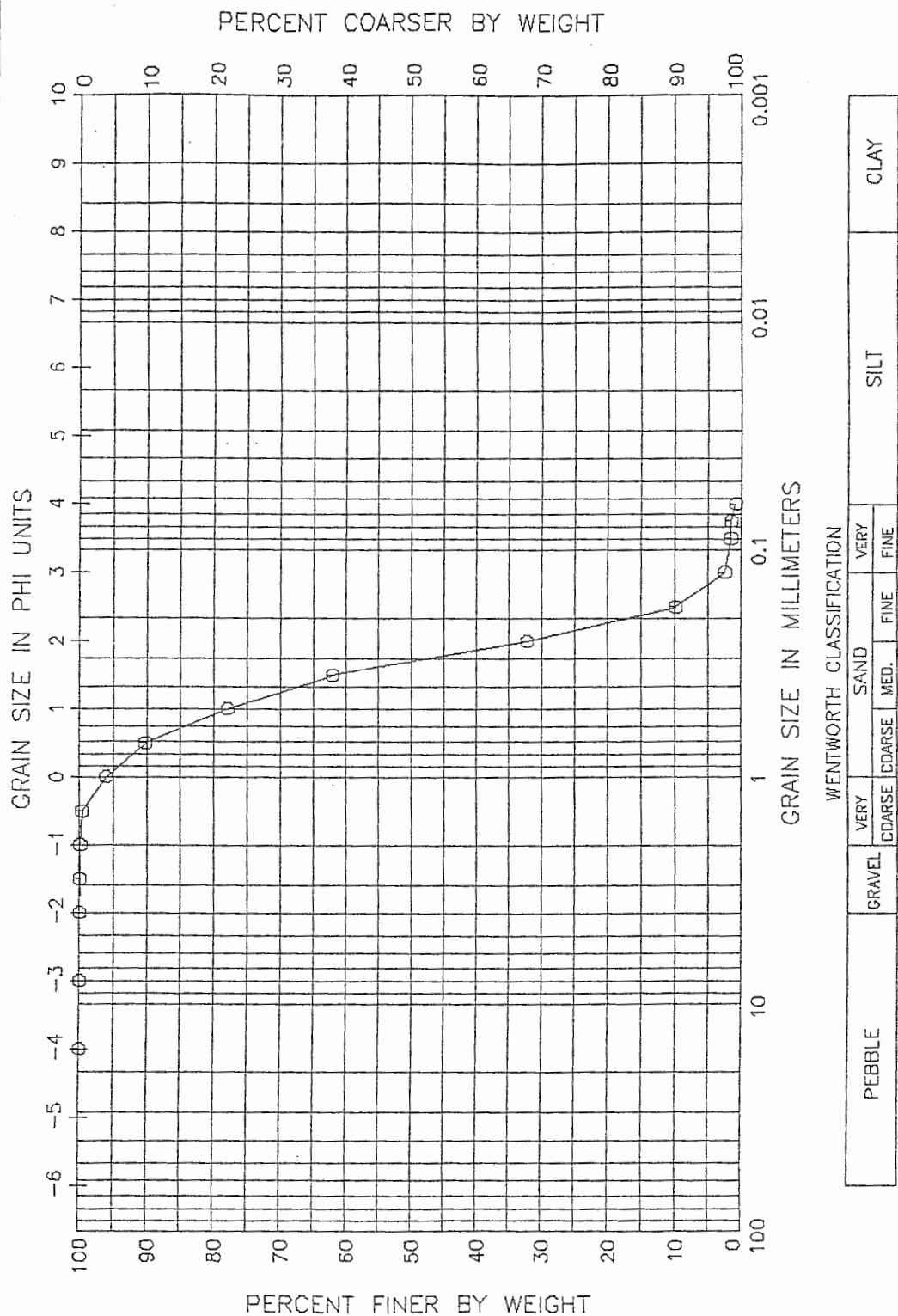
GRAPHIC METHOD

MEAN (PHI): 2.28 SORTING: 0.64
MEAN (mm) : 0.21 MEDIAN (mm): 0.19
NOTE: MEAN WAS CALCULATED USING 5 POINT METHOD

MOMENT METHOD

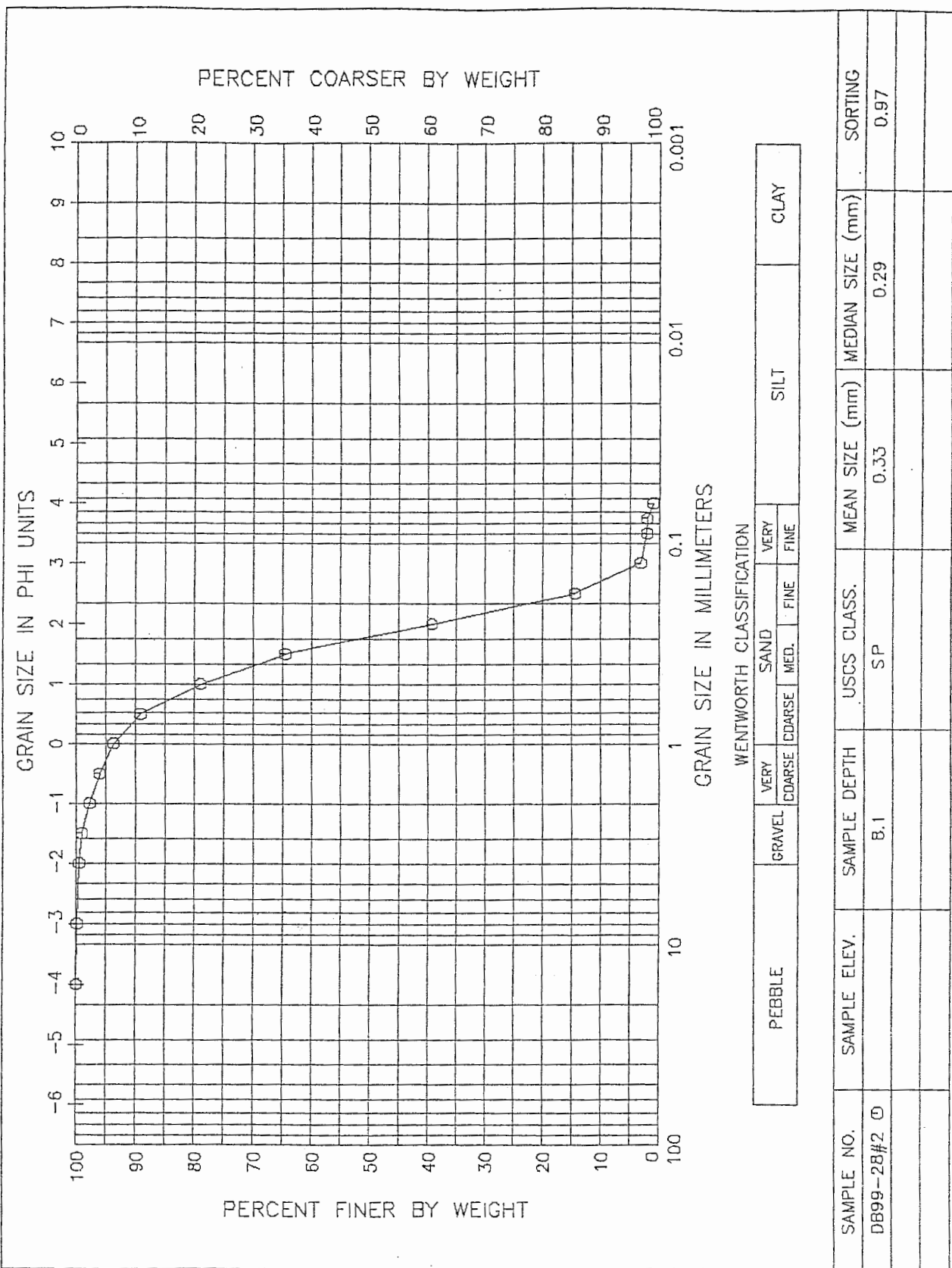
MEAN (PHI): 2.23 SORTING: 0.92
MEAN (mm) : 0.21

DATA FILE NAME: DB99-28#4.TAB

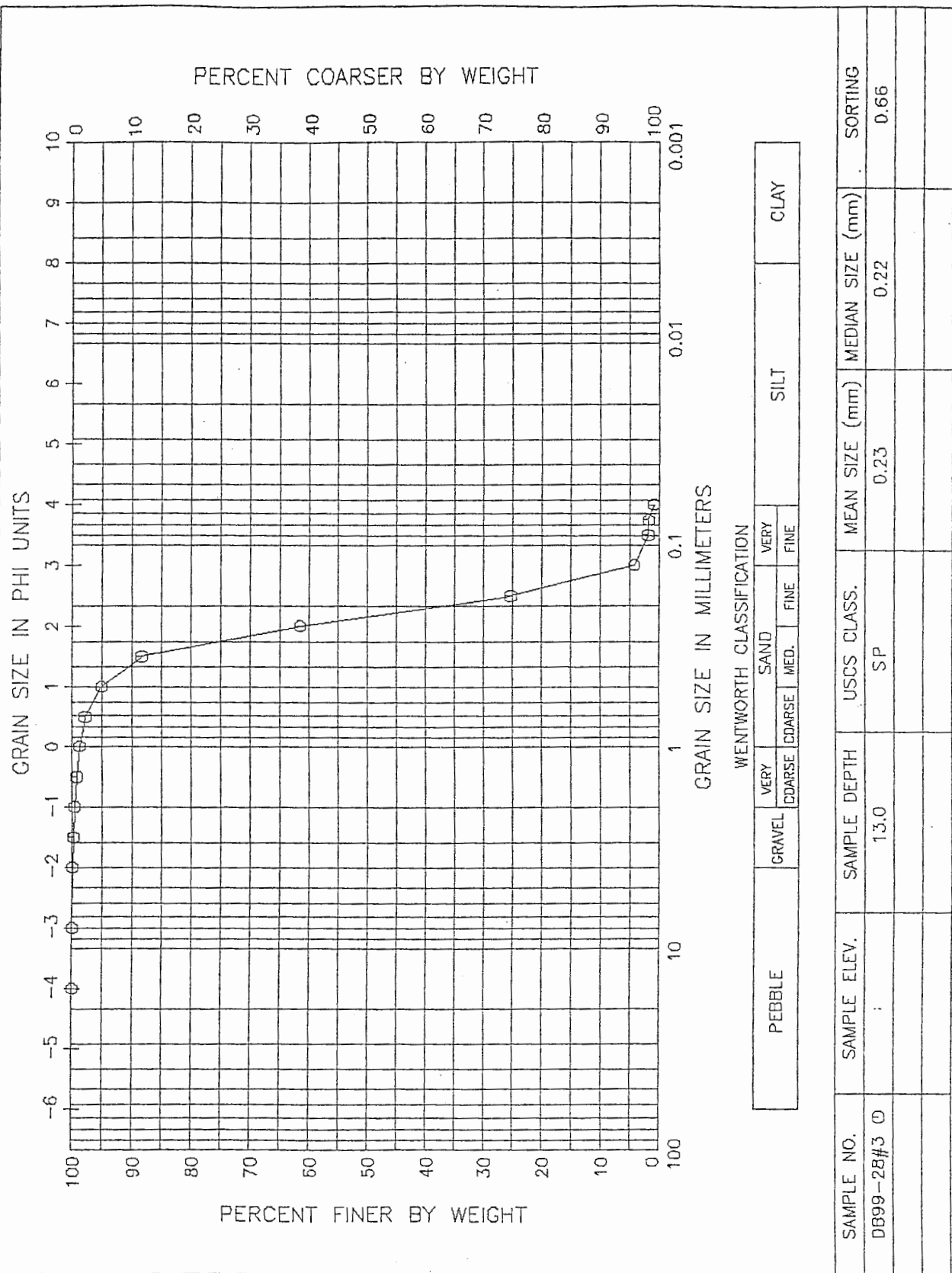


SAMPLE NO.	SAMPLE ELEV.	SAMPLE DEPTH	USCS CLASS.	MEAN SIZE (mm)	MEDIAN SIZE (mm)	SORTING
DB99-28#1 0		4.0	SP	0.33	0.31	0.79

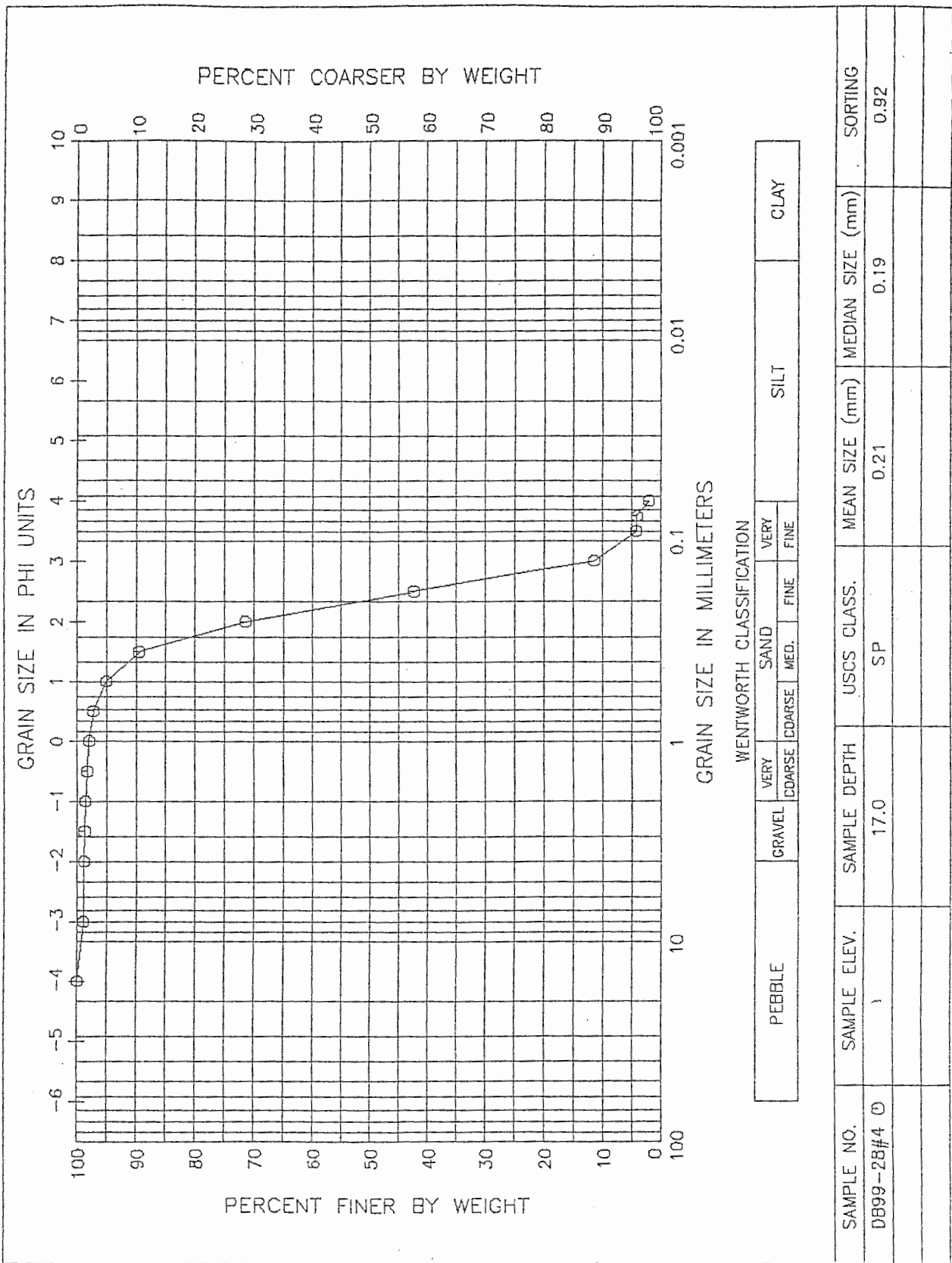
GRAIN SIZE DISTRIBUTION CURVE
 DELRAY BEACH VIBRACORES 1999



GRAIN SIZE DISTRIBUTION CURVE
 DELRAY BEACH VIBRACORES 1999



GRAIN SIZE DISTRIBUTION CURVE
DELRAY BEACH VIBRACORES 1999



GRAIN SIZE DISTRIBUTION CURVE
DELRAY BEACH VIBRACORES 1999