

GRADATION ANALYSIS REPORT
DELRAY BEACH VIBRACORES 1999
TESTED BY: RW ON: 8/99

SAMPLE NO.: DB99-3 S#1
SAMPLE ELEV. (FT. NGVD):
SAMPLE DEPTH (FT.): 1.0
SAMPLE TYPE: CORE SAMPLE

USCS DESCRIPTION: SP

DRY SAMPLE WEIGHT (GRAMS): 173.17
SAMPLE WEIGHT AFTER WASH (GRAMS): 171.49

SIEVE SIZE	PHI SIZE	MESH SIZE (mm)	RETAINED (GRAMS)	RETAINED (%)	PASSED (%)
5/8	-4.00	16.000	0.00	0.00	100.00
5/16	-3.00	8.000	0.00	0.00	100.00
5	-2.00	4.000	0.71	0.41	99.59
7	-1.50	2.800	1.54	0.89	99.11
10	-1.00	2.000	2.78	1.61	98.39
14	-0.50	1.400	5.25	3.03	96.97
18	0.00	1.000	8.80	5.08	94.92
25	0.50	0.710	16.32	9.42	90.58
35	1.00	0.500	29.41	16.98	83.02
45	1.50	0.355	43.81	25.30	74.70
60	2.00	0.250	74.95	43.28	56.72
80	2.50	0.180	122.65	70.83	29.17
120	3.00	0.125	162.06	93.58	6.42
170	3.50	0.090	171.32	98.93	1.07
200	3.75	0.075	171.44	99.00	1.00
230	4.00	0.063	172.30	99.50	0.50
PAN			173.16	99.99	0.01

PHI(5): -0.02 PHI(16): 0.93 PHI(25): 1.48
PHI(50): 2.12 PHI(75): 2.59 PHI(84): 2.79
PHI(95): 3.13

SIEVE LOSS(g): 0.01 SILT/CLAY: 1.00%
SKEWNESS: -0.610 KURTOSIS: 1.164

GRAPHIC METHOD

MEAN (PHI): 1.79 SORTING: 0.93
MEAN (mm): 0.29 MEDIAN (mm): 0.23
NOTE: MEAN WAS CALCULATED USING 5 POINT METHOD

MOMENT METHOD

MEAN (PHI): 1.89 SORTING: 0.99
MEAN (mm): 0.27

DATA FILE NAME: db99-3#1.tab

GRADATION ANALYSIS REPORT
DELRAY BEACH VIBRACORES 1999
TESTED BY: RW ON: 8/99

SAMPLE NO.: DB99-3 S#2
SAMPLE ELEV. (FT. NGVD):
SAMPLE DEPTH (FT.): 5.0
SAMPLE TYPE: CORE SAMPLE

USCS DESCRIPTION: SP

DRY SAMPLE WEIGHT (GRAMS): 202.19
SAMPLE WEIGHT AFTER WASH (GRAMS): 200.35

SIEVE SIZE	PHI SIZE	MESH SIZE (mm)	RETAINED (GRAMS)	RETAINED (%)	PASSED (%)
5/8	-4.00	16.000	0.00	0.00	100.00
5/16	-3.00	8.000	0.00	0.00	100.00
5	-2.00	4.000	0.06	0.03	99.97
7	-1.50	2.800	0.18	0.09	99.91
10	-1.00	2.000	0.65	0.32	99.68
14	-0.50	1.400	1.33	0.66	99.34
18	0.00	1.000	2.83	1.40	98.60
25	0.50	0.710	6.36	3.15	96.85
35	1.00	0.500	19.88	9.83	90.17
45	1.50	0.355	43.80	21.66	78.34
60	2.00	0.250	101.17	50.04	49.96
80	2.50	0.180	162.68	80.46	19.54
120	3.00	0.125	194.67	96.28	3.72
170	3.50	0.090	200.11	98.97	1.03
200	3.75	0.075	200.21	99.02	0.98
230	4.00	0.063	201.23	99.53	0.47
PAN			202.19	100.00	0.00

PHI(5): 0.64 PHI(16): 1.26 PHI(25): 1.56
PHI(50): 2.00 PHI(75): 2.41 PHI(84): 2.61
PHI(95): 2.96

SIEVE LOSS(g): 0.00 SILT/CLAY: 0.98%
SKEWNESS: -0.296 KURTOSIS: 1.117

GRAPHIC METHOD

MEAN (PHI): 1.89 SORTING: 0.68
MEAN (mm): 0.27 MEDIAN (mm): 0.25
NOTE: MEAN WAS CALCULATED USING 5 POINT METHOD

MOMENT METHOD

MEAN (PHI): 1.93 SORTING: 0.71
MEAN (mm): 0.26

DATA FILE NAME: DB99-3#2.TAB

GRADATION ANALYSIS REPORT
DELRAY BEACH VIBRACORES 1999
TESTED BY: RW ON: 8/99

SAMPLE NO.: DB99-3 S#3
SAMPLE ELEV. (FT. NGVD):
SAMPLE DEPTH (FT.): 9.
SAMPLE TYPE: CORE SAMPLE

USCS DESCRIPTION: SP

DRY SAMPLE WEIGHT (GRAMS): 196.14
SAMPLE WEIGHT AFTER WASH (GRAMS): 193.99

SIEVE SIZE	PHI SIZE	MESH SIZE (mm)	RETAINED (GRAMS)	RETAINED (%)	PASSED (%)
5/8	-4.00	16.000	0.00	0.00	100.00
5/16	-3.00	8.000	0.00	0.00	100.00
5	-2.00	4.000	0.26	0.13	99.87
7	-1.50	2.800	0.36	0.18	99.82
10	-1.00	2.000	0.88	0.45	99.55
14	-0.50	1.400	1.67	0.85	99.15
18	0.00	1.000	3.00	1.53	98.47
25	0.50	0.710	6.84	3.49	96.51
35	1.00	0.500	16.80	8.57	91.43
45	1.50	0.355	35.70	18.20	81.80
60	2.00	0.250	93.46	47.65	52.35
80	2.50	0.180	153.80	78.41	21.59
120	3.00	0.125	186.01	94.84	5.16
170	3.50	0.090	193.35	98.58	1.42
200	3.75	0.075	193.72	98.77	1.23
230	4.00	0.063	194.96	99.40	0.60
PAN			196.11	99.98	0.02

PHI(5): 0.65 PHI(16): 1.39 PHI(25): 1.62
PHI(50): 2.04 PHI(75): 2.44 PHI(84): 2.67
PHI(95): 3.02

SIEVE LOSS(g): 0.03 SILT/CLAY: 1.23%
SKEWNESS: -0.316 KURTOSIS: 1.173

GRAPHIC METHOD

MEAN (PHI): 1.95 SORTING: 0.64
MEAN (mm) : 0.26 MEDIAN (mm): 0.24
NOTE: MEAN WAS CALCULATED USING 5 POINT METHOD

MOMENT METHOD

MEAN (PHI): 1.98 SORTING: 0.73
MEAN (mm) : 0.25

DATA FILE NAME: DB99-3#3.TAB

GRADATION ANALYSIS REPORT
DELRAY BEACH VIBRACORES 1999
TESTED BY: RW ON: 8/99

SAMPLE NO.: DB99-3#4
SAMPLE ELEV. (FT. NGVD):
SAMPLE DEPTH (FT.): 11.2
SAMPLE TYPE: CORE SAMPLE

USCS DESCRIPTION: SP-SM

DRY SAMPLE WEIGHT (GRAMS): 114.85
SAMPLE WEIGHT AFTER WASH (GRAMS): 107.17

SIEVE SIZE	PHI SIZE	MESH SIZE (mm)	RETAINED (GRAMS)	RETAINED (%)	PASSED (%)
5/8	-4.00	16.000	0.00	0.00	100.00
5/16	-3.00	8.000	0.00	0.00	100.00
5	-2.00	4.000	0.00	0.00	100.00
7	-1.50	2.800	0.16	0.14	99.86
10	-1.00	2.000	0.28	0.24	99.76
14	-0.50	1.400	0.44	0.38	99.62
18	0.00	1.000	0.76	0.66	99.34
25	0.50	0.710	1.47	1.28	98.72
35	1.00	0.500	4.85	4.22	95.78
45	1.50	0.355	16.46	14.33	85.67
60	2.00	0.250	45.80	39.88	60.12
80	2.50	0.180	82.36	71.71	28.29
120	3.00	0.125	104.33	90.84	9.16
170	3.50	0.090	107.02	93.18	6.82
200	3.75	0.075	107.07	93.23	6.77
230	4.00	0.063	110.95	96.60	3.40
PAN			114.81	99.97	0.03

PHI(5): 1.04 PHI(16): 1.53 PHI(25): 1.71
PHI(50): 2.16 PHI(75): 2.59 PHI(84): 2.82
PHI(95): 3.88

SIEVE LOSS(g): 0.04 SILT/CLAY: 6.77%
SKEWNESS: 0.467 KURTOSIS: 1.328

GRAPHIC METHOD

MEAN (PHI): 2.29 SORTING: 0.64
MEAN (mm): 0.20 MEDIAN (mm): 0.22
NOTE: MEAN WAS CALCULATED USING 5 POINT METHOD

MOMENT METHOD

MEAN (PHI): 2.11 SORTING: 0.69
MEAN (mm): 0.23

DATA FILE NAME: DB99-3#4.TAB

GRADATION ANALYSIS REPORT
DELRAY BEACH VIBRACORES 1999
TESTED BY: RW ON: 8/99

SAMPLE NO.: DB99-3 S#5
SAMPLE ELEV. (FT. NGVD): -
SAMPLE DEPTH (FT.): 15.0
SAMPLE TYPE: CORE SAMPLE

USCS DESCRIPTION: SP

DRY SAMPLE WEIGHT (GRAMS): 174.13
SAMPLE WEIGHT AFTER WASH (GRAMS): 171.92

SIEVE SIZE	PHI SIZE	MESH SIZE (mm)	RETAINED (GRAMS)	RETAINED (%)	PASSED (%)
5/8	-4.00	16.000	0.00	0.00	100.00
5/16	-3.00	8.000	0.00	0.00	100.00
5	-2.00	4.000	0.02	0.01	99.99
7	-1.50	2.800	0.03	0.02	99.98
10	-1.00	2.000	0.23	0.13	99.87
14	-0.50	1.400	0.46	0.26	99.74
18	0.00	1.000	0.81	0.47	99.53
25	0.50	0.710	1.59	0.91	99.09
35	1.00	0.500	4.76	2.73	97.27
45	1.50	0.355	12.33	7.08	92.92
60	2.00	0.250	44.00	25.27	74.73
80	2.50	0.180	106.52	61.17	38.83
120	3.00	0.125	161.03	92.48	7.52
170	3.50	0.090	171.51	98.50	1.50
200	3.75	0.075	171.77	98.64	1.36
230	4.00	0.063	172.98	99.34	0.66
PAN			174.11	99.99	0.01

PHI(5): 1.26 PHI(16): 1.75 PHI(25): 1.99
PHI(50): 2.34 PHI(75): 2.72 PHI(84): 2.86
PHI(95): 3.21

SIEVE LOSS(g): 0.02 SILT/CLAY: 1.36%
SKEWNESS: -0.195 KURTOSIS: 1.097

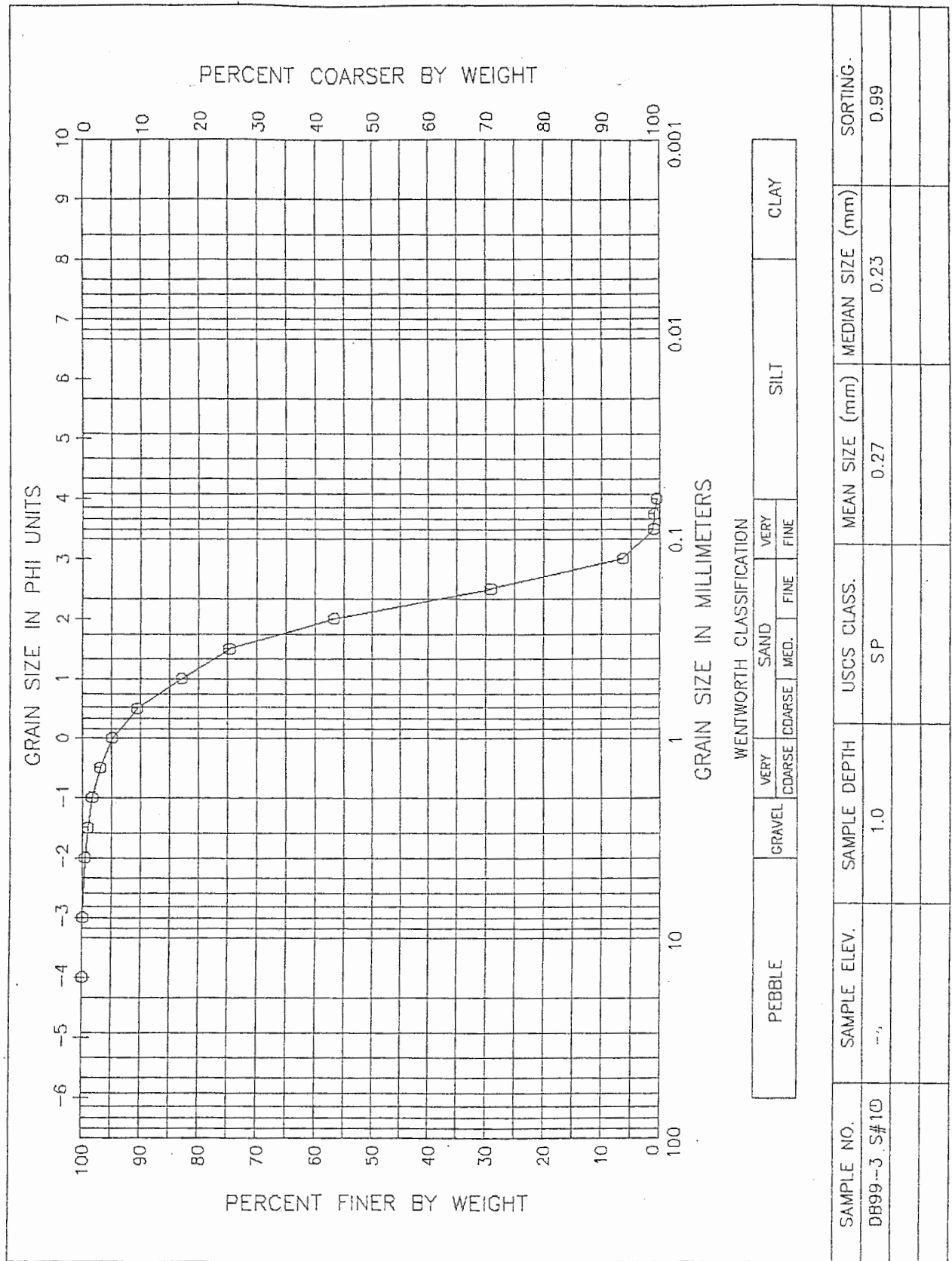
GRAPHIC METHOD

MEAN (PHI): 2.28 SORTING: 0.56
MEAN (mm): 0.21 MEDIAN (mm): 0.20
NOTE: MEAN WAS CALCULATED USING 5 POINT METHOD

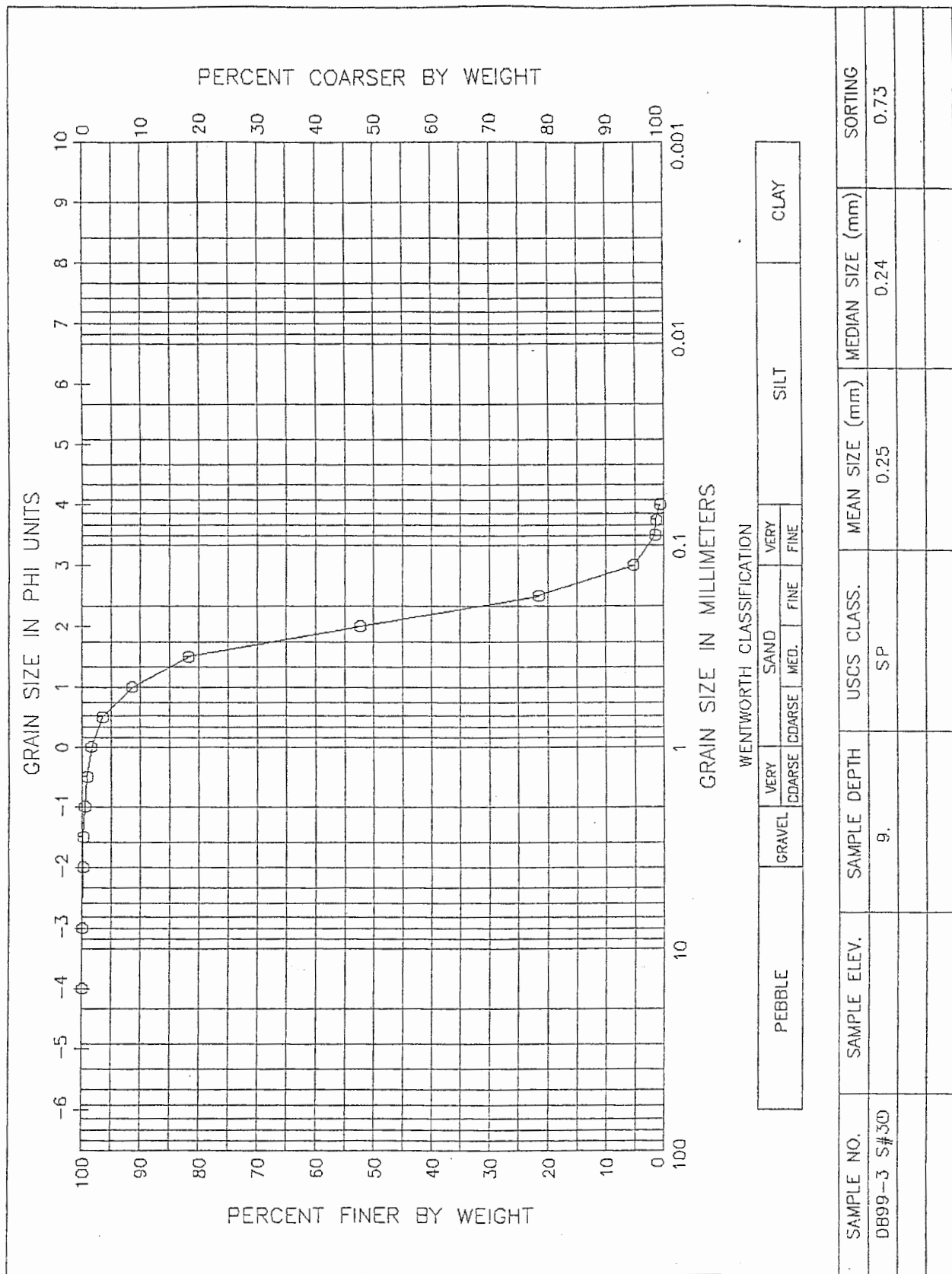
MOMENT METHOD

MEAN (PHI): 2.30 SORTING: 0.59
MEAN (mm): 0.20

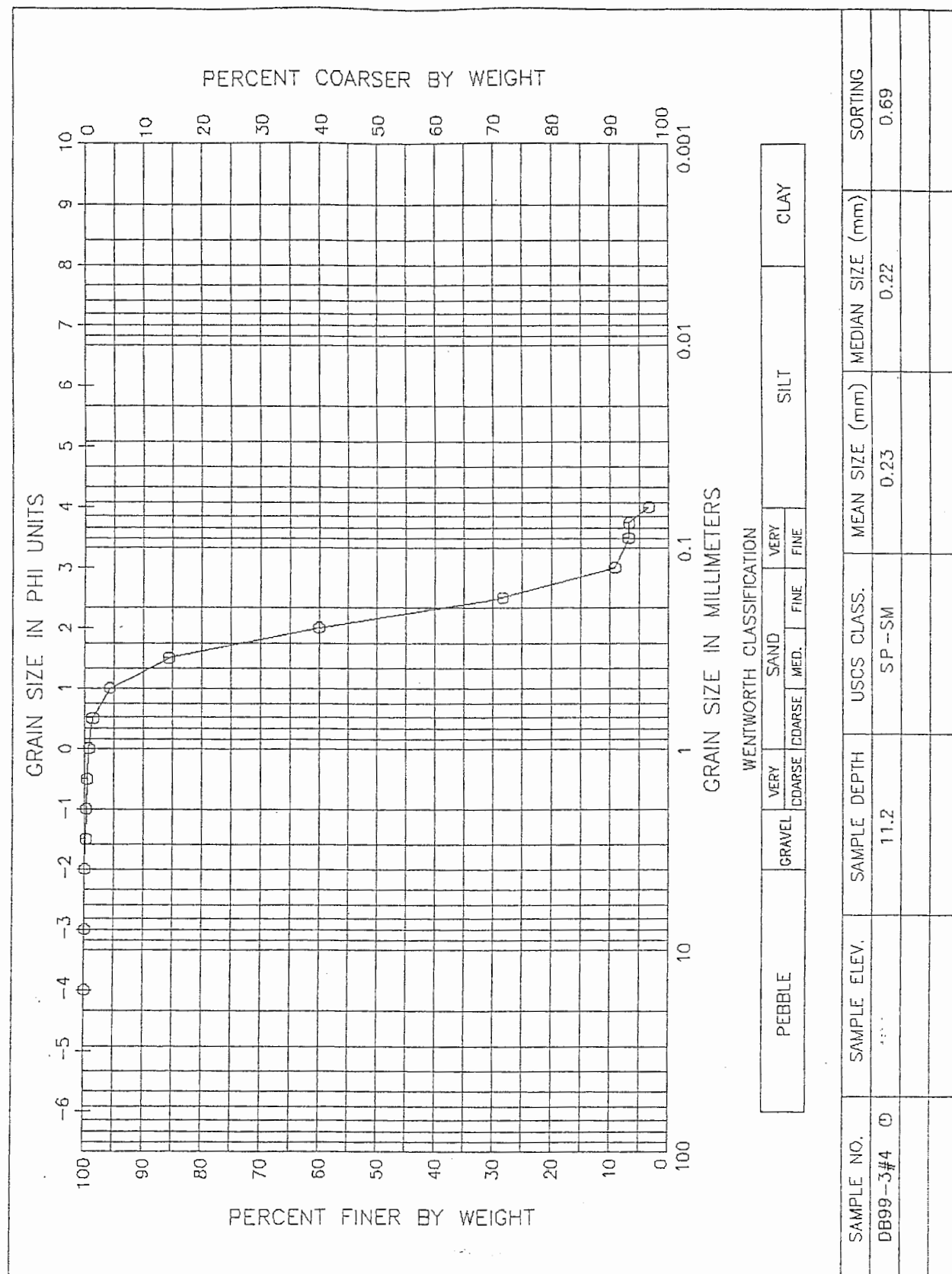
DATA FILE NAME: DB99-3#5.TAB



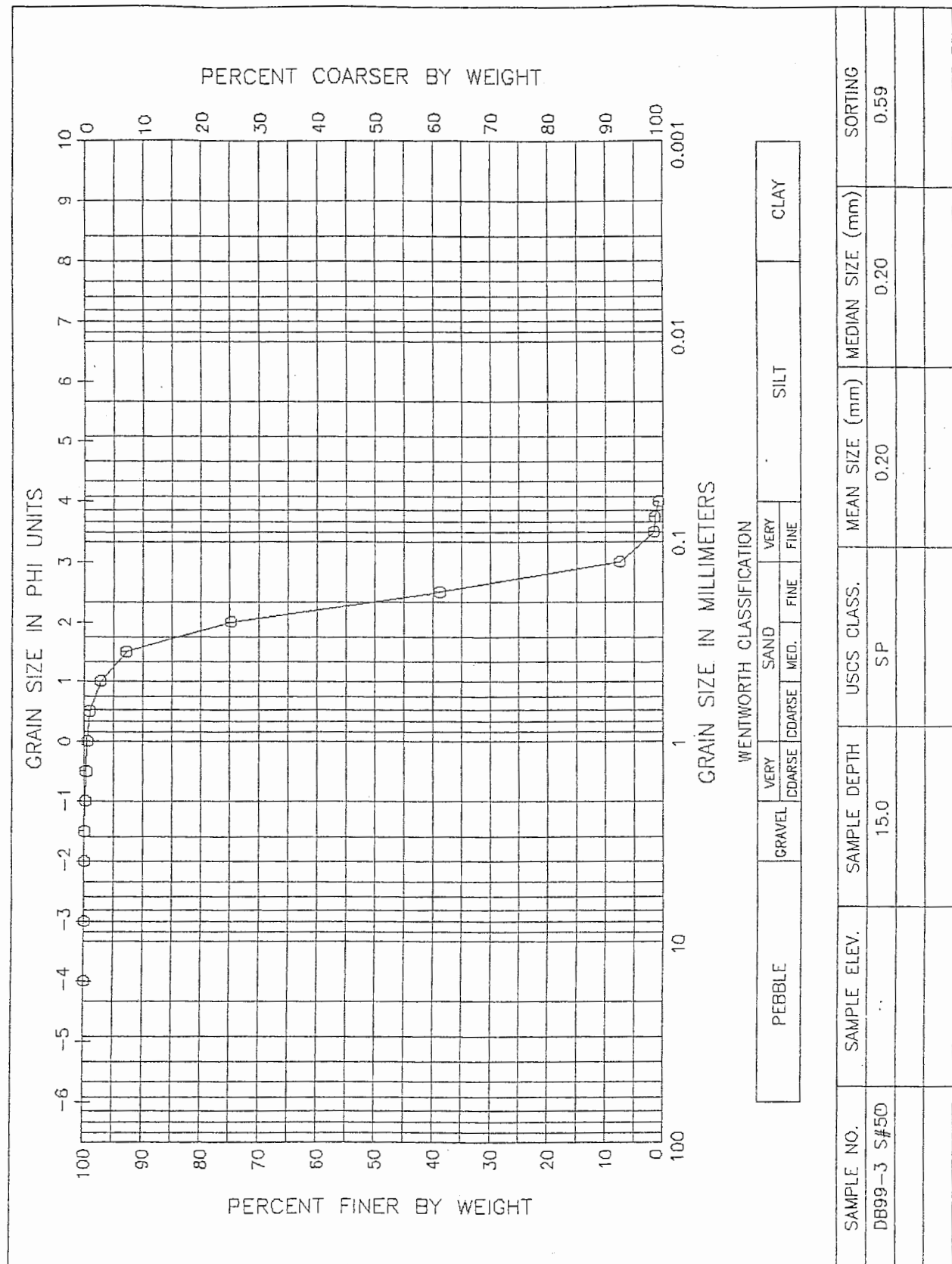
GRAIN SIZE DISTRIBUTION CURVE
 DELRAY BEACH VIBRACORES 1999



GRAIN SIZE DISTRIBUTION CURVE
DELRAY BEACH VIBRACORES 1999



GRAIN SIZE DISTRIBUTION CURVE
DELRAY BEACH VIBRACORES 1999



GRAIN SIZE DISTRIBUTION CURVE
DELRAY BEACH VIBRACORES 1999