

GRADATION ANALYSIS REPORT
DELRAY BEACH VIBRACORES 1999
TESTED BY: RW ON: 8/99

SAMPLE NO.: DB99-16 S#1
SAMPLE ELEV. (FT. NGVD):
SAMPLE DEPTH (FT.): 2.0
SAMPLE TYPE: CORE SAMPLE

USCS DESCRIPTION: SP

DRY SAMPLE WEIGHT (GRAMS): 219.99
SAMPLE WEIGHT AFTER WASH (GRAMS): 217.08

SIEVE SIZE	PHI SIZE	MESH SIZE (mm)	RETAINED (GRAMS)	RETAINED (%)	PASSED (%)
5/8	-4.00	16.000	0.00	0.00	100.00
5/16	-3.00	8.000	0.00	0.00	100.00
5	-2.00	4.000	0.07	0.03	99.97
7	-1.50	2.800	0.09	0.04	99.96
10	-1.00	2.000	0.17	0.08	99.92
14	-0.50	1.400	0.28	0.13	99.87
18	0.00	1.000	0.57	0.26	99.74
25	0.50	0.710	0.97	0.44	99.56
35	1.00	0.500	1.83	0.83	99.17
45	1.50	0.355	3.81	1.73	98.27
60	2.00	0.250	12.39	5.63	94.37
80	2.50	0.180	55.18	25.08	74.92
120	3.00	0.125	183.89	83.59	16.41
170	3.50	0.090	216.39	98.36	1.64
200	3.75	0.075	216.86	98.58	1.42
230	4.00	0.063	218.40	99.27	0.73
PAN			219.97	99.99	0.01

PHI(5): 1.92 PHI(16): 2.27 PHI(25): 2.50
PHI(50): 2.71 PHI(75): 2.93 PHI(84): 3.01
PHI(95): 3.39

SIEVE LOSS(g): 0.02 SILT/CLAY: 1.42%
SKEWNESS: -0.162 KURTOSIS: 1.403

GRAPHIC METHOD

MEAN (PHI): 2.66 SORTING: 0.37
MEAN (mm): 0.16 MEDIAN (mm): 0.15
NOTE: MEAN WAS CALCULATED USING 5 POINT METHOD

MOMENT METHOD

MEAN (PHI): 2.66 SORTING: 0.46
MEAN (mm): 0.16

DATA FILE NAME: DB99-16#1.TAB

GRADATION ANALYSIS REPORT
DELRAY BEACH VIBRACORES 1999
TESTED BY: RW ON: 8/99

SAMPLE NO.: DB99-16 S#2
SAMPLE ELEV. (FT. NGVD):
SAMPLE DEPTH (FT.): 6.0
SAMPLE TYPE: CORE SAMPLE

USCS DESCRIPTION: SP

DRY SAMPLE WEIGHT (GRAMS): 181.49
SAMPLE WEIGHT AFTER WASH (GRAMS): 179.12

SIEVE SIZE	PHI SIZE	MESH SIZE (mm)	RETAINED (GRAMS)	RETAINED (%)	PASSED (%)
5/8	-4.00	16.000	0.00	0.00	100.00
5/16	-3.00	8.000	0.00	0.00	100.00
5	-2.00	4.000	0.04	0.02	99.98
7	-1.50	2.800	0.19	0.10	99.90
10	-1.00	2.000	0.31	0.17	99.83
14	-0.50	1.400	0.50	0.28	99.72
18	0.00	1.000	0.70	0.39	99.61
25	0.50	0.710	1.06	0.58	99.42
35	1.00	0.500	1.89	1.04	98.96
45	1.50	0.355	3.42	1.88	98.12
60	2.00	0.250	11.15	6.14	93.86
80	2.50	0.180	53.30	29.37	70.63
120	3.00	0.125	150.78	83.08	16.92
170	3.50	0.090	178.69	98.46	1.54
200	3.75	0.075	178.91	98.58	1.42
230	4.00	0.063	180.20	99.29	0.71
PAN			181.48	99.99	0.01

PHI(5): 1.87 PHI(16): 2.21 PHI(25): 2.41
PHI(50): 2.69 PHI(75): 2.92 PHI(84): 3.03
PHI(95): 3.39

SIEVE LOSS(g): 0.01 SILT/CLAY: 1.42%
SKEWNESS: -0.160 KURTOSIS: 1.202

GRAPHIC METHOD

MEAN (PHI): 2.64 SORTING: 0.41
MEAN (mm) : 0.16 MEDIAN (mm): 0.15

NOTE: MEAN WAS CALCULATED USING 5 POINT METHOD

MOMENT METHOD

MEAN (PHI): 2.64 SORTING: 0.49
MEAN (mm) : 0.16

DATA FILE NAME: DB99-16#2.TAB

GRADATION ANALYSIS REPORT
DELRAY BEACH VIBRACORES 1999
TESTED BY: RW ON: 8/99

SAMPLE NO.: DB99-16 S#3
SAMPLE ELEV. (FT. NGVD):
SAMPLE DEPTH (FT.): 10.0
SAMPLE TYPE: CORE SAMPLE

USCS DESCRIPTION: SP

DRY SAMPLE WEIGHT (GRAMS): 156.13
SAMPLE WEIGHT AFTER WASH (GRAMS): 153.41

SIEVE SIZE	PHI SIZE	MESH SIZE (mm)	RETAINED (GRAMS)	RETAINED (%)	PASSED (%)
5/8	-4.00	16.000	0.00	0.00	100.00
5/16	-3.00	8.000	0.00	0.00	100.00
5	-2.00	4.000	0.01	0.01	99.99
7	-1.50	2.800	0.03	0.02	99.98
10	-1.00	2.000	0.26	0.17	99.83
14	-0.50	1.400	0.51	0.33	99.67
18	0.00	1.000	0.83	0.53	99.47
25	0.50	0.710	1.21	0.77	99.23
35	1.00	0.500	1.85	1.18	98.82
45	1.50	0.355	3.36	2.15	97.85
60	2.00	0.250	9.11	5.83	94.17
80	2.50	0.180	25.27	16.19	83.81
120	3.00	0.125	26.04	16.68	83.32
170	3.50	0.090	152.46	97.65	2.35
200	3.75	0.075	153.00	98.00	2.00
230	4.00	0.063	154.59	99.01	0.99
PAN			156.10	99.98	0.02

PHI(5): 1.89 PHI(16): 2.49 PHI(25): 3.05
PHI(50): 3.21 PHI(75): 3.36 PHI(84): 3.42
PHI(95): 3.48

SIEVE LOSS(g): 0.03 SILT/CLAY: 2.00%
SKEWNESS: -1.126 KURTOSIS: 2.120

GRAPHIC METHOD

MEAN (PHI): 2.90 SORTING: 0.46
MEAN (mm): 0.13 MEDIAN (mm): 0.11
NOTE: MEAN WAS CALCULATED USING 5 POINT METHOD

MOMENT METHOD

MEAN (PHI): 3.04 SORTING: 0.57
MEAN (mm): 0.12

DATA FILE NAME: DB99-16#3.TAB

GRADATION ANALYSIS REPORT
DELRAY BEACH VIBRACORES 1999
TESTED BY: RW ON: 8/99

SAMPLE NO.: DB99-16 S#4
SAMPLE ELEV. (FT. NGVD):
SAMPLE DEPTH (FT.): 14.0
SAMPLE TYPE: CORE SAMPLE

USCS DESCRIPTION: SP

DRY SAMPLE WEIGHT (GRAMS): 174.32
SAMPLE WEIGHT AFTER WASH (GRAMS): 170.88

SIEVE SIZE	PHI SIZE	MESH SIZE (mm)	RETAINED (GRAMS)	RETAINED (%)	PASSED (%)
5/8	-4.00	16.000	0.00	0.00	100.00
5/16	-3.00	8.000	0.00	0.00	100.00
5	-2.00	4.000	0.00	0.00	100.00
7	-1.50	2.800	0.15	0.09	99.91
10	-1.00	2.000	0.35	0.20	99.80
14	-0.50	1.400	0.67	0.38	99.62
18	0.00	1.000	1.08	0.62	99.38
25	0.50	0.710	1.79	1.03	98.97
35	1.00	0.500	3.26	1.87	98.13
45	1.50	0.355	5.94	3.41	96.59
60	2.00	0.250	16.00	9.18	90.82
80	2.50	0.180	47.35	27.16	72.84
120	3.00	0.125	131.22	75.28	24.72
170	3.50	0.090	169.18	97.05	2.95
200	3.75	0.075	169.92	97.48	2.52
230	4.00	0.063	171.98	98.66	1.34
PAN			174.32	100.00	0.00

PHI(5): 1.64	PHI(16): 2.19	PHI(25): 2.44
PHI(50): 2.74	PHI(75): 3.00	PHI(84): 3.20
PHI(95): 3.45		

SIEVE LOSS(g): 0.00	SILT/CLAY: 2.52%
SKEWNESS: -0.380	KURTOSIS: 1.335

GRAPHIC METHOD

MEAN (PHI): 2.64	SORTING: 0.51
MEAN (mm) : 0.16	MEDIAN (mm): 0.15
NOTE: MEAN WAS CALCULATED USING 5 POINT METHOD	

MOMENT METHOD

MEAN (PHI): 2.65	SORTING: 0.59
MEAN (mm) : 0.16	

DATA FILE NAME: DB99-16#4.TAB

GRADATION ANALYSIS REPORT
DELRAY BEACH VIBRACORES 1999
TESTED BY: RW ON: 8/99

SAMPLE NO.: DB99-16 S#5
SAMPLE ELEV. (FT. NGVD):
SAMPLE DEPTH (FT.): 17.0
SAMPLE TYPE: CORE SAMPLE

USCS DESCRIPTION: SP

DRY SAMPLE WEIGHT (GRAMS): 181.07
SAMPLE WEIGHT AFTER WASH (GRAMS): 177.96

SIEVE SIZE	PHI SIZE	MESH SIZE (mm)	RETAINED (GRAMS)	RETAINED (%)	PASSED (%)
5/8	-4.00	16.000	0.00	0.00	100.00
5/16	-3.00	8.000	0.00	0.00	100.00
5	-2.00	4.000	0.08	0.04	99.96
7	-1.50	2.800	0.26	0.14	99.86
10	-1.00	2.000	0.77	0.43	99.57
14	-0.50	1.400	1.39	0.77	99.23
18	0.00	1.000	2.20	1.21	98.79
25	0.50	0.710	3.30	1.82	98.18
35	1.00	0.500	5.43	3.00	97.00
45	1.50	0.355	10.42	5.75	94.25
60	2.00	0.250	27.14	14.99	85.01
80	2.50	0.180	70.42	38.89	61.11
120	3.00	0.125	156.38	86.36	13.64
170	3.50	0.090	176.76	97.62	2.38
200	3.75	0.075	177.25	97.89	2.11
230	4.00	0.063	179.02	98.87	1.13
PAN			181.05	99.99	0.01

PHI(5): 1.36 PHI(16): 2.02 PHI(25): 2.21
PHI(50): 2.62 PHI(75): 2.88 PHI(84): 2.98
PHI(95): 3.38

SIEVE LOSS(g): 0.02 SILT/CLAY: 2.11%
SKEWNESS: -0.511 KURTOSIS: 1.234

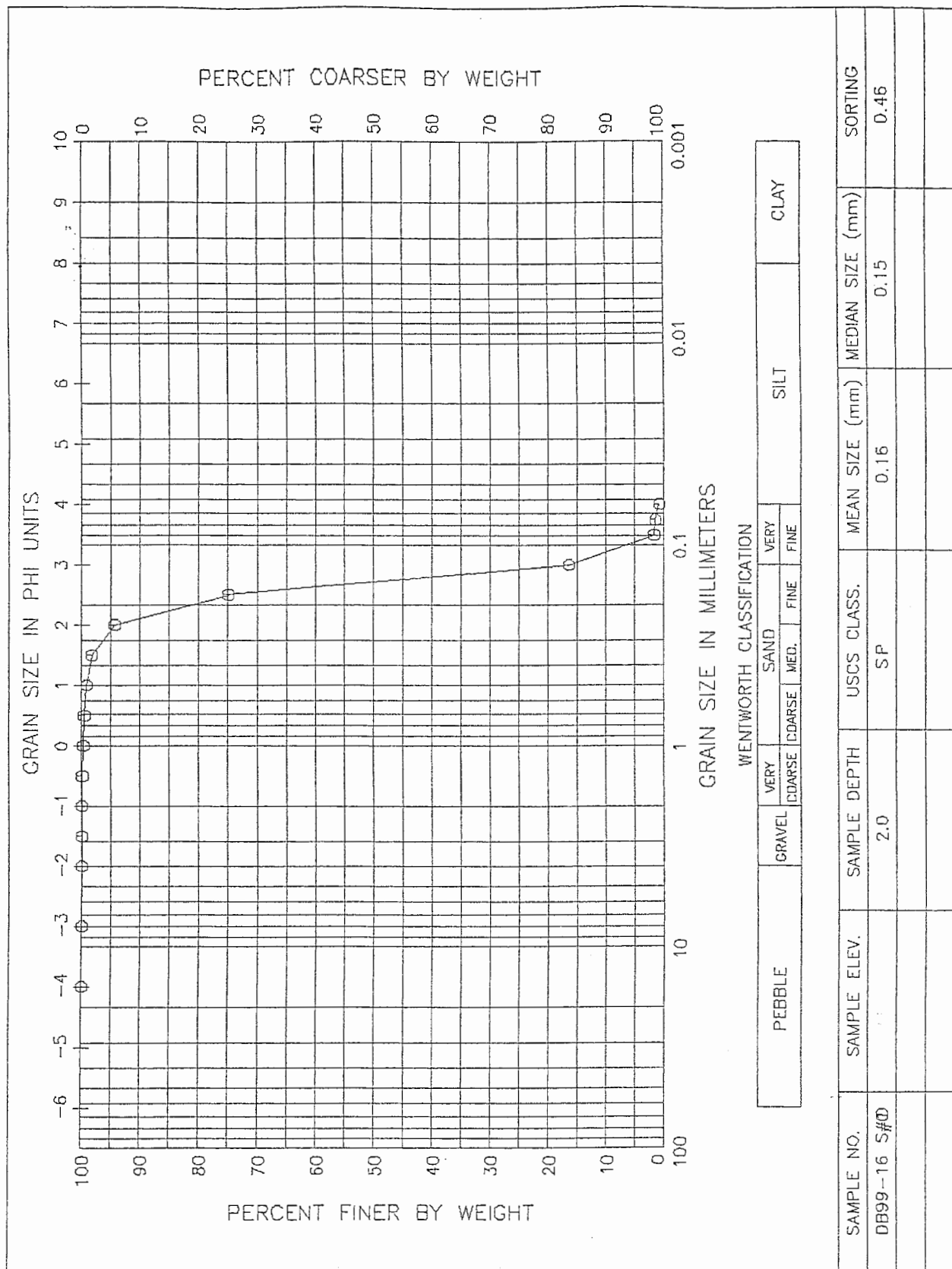
GRAPHIC METHOD

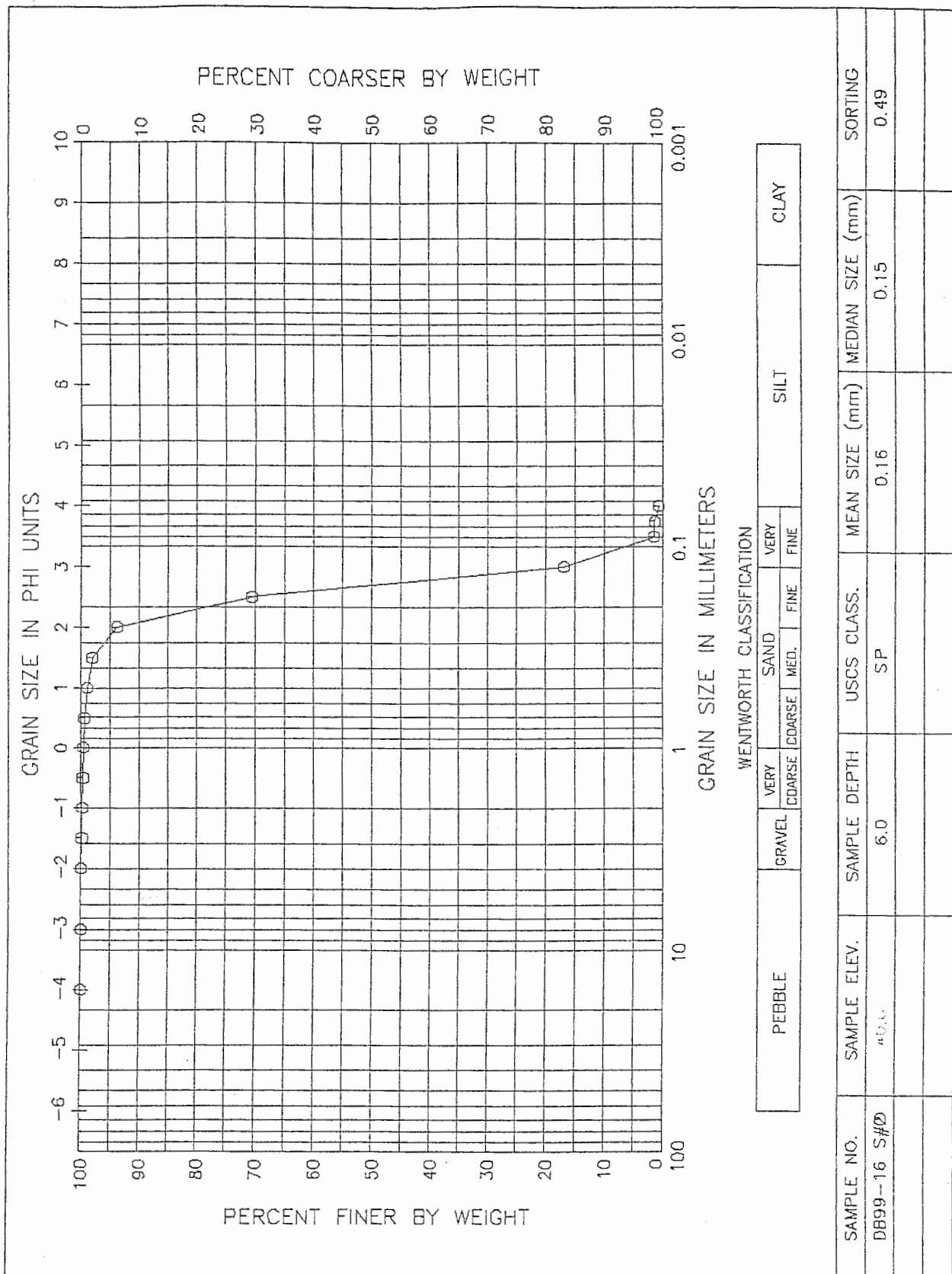
MEAN (PHI): 2.47 SORTING: 0.48
MEAN (mm): 0.18 MEDIAN (mm): 0.16
NOTE: MEAN WAS CALCULATED USING 5 POINT METHOD

MOMENT METHOD

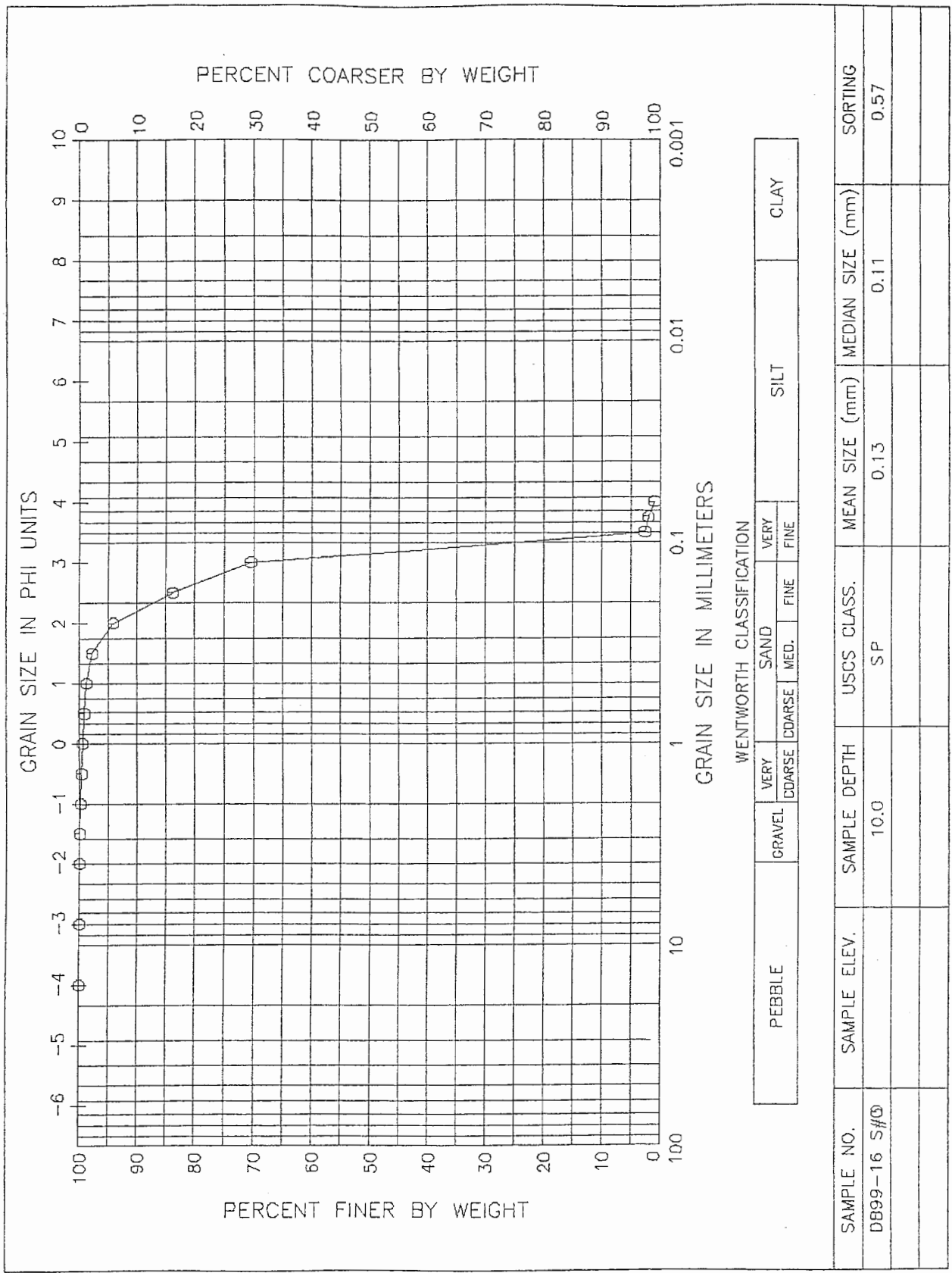
MEAN (PHI): 2.48 SORTING: 0.66
MEAN (mm): 0.18

DATA FILE NAME: DB99-16#5.TAB

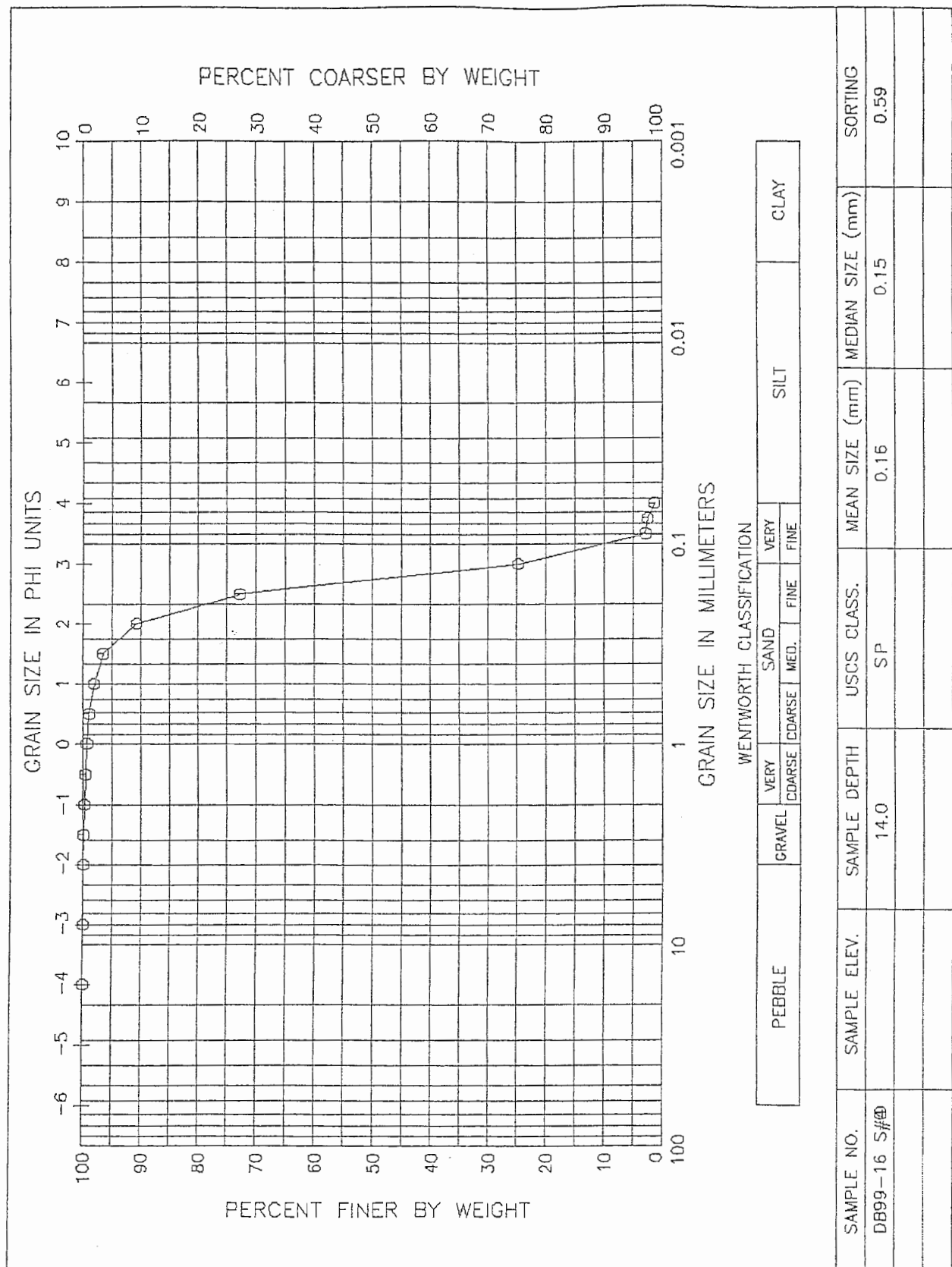




GRAIN SIZE DISTRIBUTION CURVE
DELRAY BEACH VIBRACORES 1999



GRAIN SIZE DISTRIBUTION CURVE
 DELRAY BEACH VIBRACORES 1999



GRAIN SIZE DISTRIBUTION CURVE
DELRAY BEACH VIBRACORES 1999

