


# VIBRACORE LOG

Project: <u>TOWN OF PALM BEACH - LAKE WORTH INLET</u> Core No: <u>3</u>						
Coordinates:		Date: <u>9-20-88</u>		Water Depth <u>22'</u> NGVD		
N = <u>889186.7</u>		Start Time <u>1126</u>		Driller <u>RODNEY MEYER</u>		
E = <u>817679.4</u>		End Time <u>1210</u>		Client Rep. <u>JEFF ANDREWS</u>		

	Elev.	Depth	Legend	Description	Samp. No.	Remarks
Core Diam. <u>3"</u>		0		SHELL LAYER		
Length of Barrel <u>20'</u>						
Penetration Depth <u>18.2'</u>						
Length Recovered <u>18.2'</u>					2.0'	(SP)
Length Retained <u>18.2'</u>						
Remarks:						
<u>PENETRATION TIME 15 MIN</u>						
Support Vessel <u>M-3</u>		5				
Positioning System <u>TRISPOUNDER</u>						
Positioning Remarks:					6.3'	(SP)
		10				
Weather <u>CLEAR</u>						
Wind Dir: <u>SE</u>						
Est. Speed <u>5-10 knots</u>					12.0'	(SP)
Waves Dir: <u>SE</u>						
Height <u>0-2'</u>						
Current Dir: <u>NORTH</u>		15				
Est. Speed: <u>1-2 knots</u>						
					17.0'	(SP)
Analysis By: <u>FK</u>						
Date: <u>9-25-88</u>						
Analysis Method:						
<u>VISUAL LOG</u>						
<u>MECHANICAL SIEVE</u>		20				

GRADATION ANALYSIS REPORT  
TOWN OF PALM BEACH VIBRACORES 9/20 & 9/21/88

SAMPLE TYPE: CORE SAMPLES  
NAME: FGK  
DATE: OCT. 3, 1988

-----  
LINE NO. CORE #3  
SAMPLE ELEVATION 2' DEEP  
-----

USCS  
DESCRIPTION  
-----

DRY SAMPLE WT. (GRAMS) 570.00  
SAMPLE WEIGHT AFTER WASH 563.34  
-----

SIEVE SIZE	PHI SIZE	MESH SIZE (mm)	GRAMS	%RET.	%PASS
5	-2.00	4.0	.30 <del>.02</del>	.05	99.95
7	-1.50	2.8	.91 <del>.05</del>	.16	99.84
10	-1.00	2.0	2.45 <del>.12</del>	.43	99.57
14	-0.50	1.4	5.21 <del>.26</del>	.91	99.09
18	0.00	1.0	11.03 <del>.51</del>	1.94	98.06
25	0.50	0.71	24.00	4.21	95.79
35	1.00	0.5	76.69	13.45	86.55
45	1.50	0.355	279.58	49.05	50.95
60	2.00	0.25	384.49	67.45	32.55
80	2.50	0.18	478.95	84.03	15.97
120	3.00	0.125	554.11	97.21	2.79
170	3.50	0.09	561.32	98.48	1.52
200	3.75	0.075	562.10	98.61	1.39
230	4.00	0.063	562.60	99.29	.71
PAN.			562.70	99.30	.70

-----  
SIEVE LOSS .64 MEDIAN (mm) .350  
WT. AVE. (mm) .314 MEAN (mm) .297  
SILT/CLAY % 1.27 SORTING .721  
PHI(16) 1.030 PHI(84) 2.473  
-----

GRADATION ANALYSIS REPORT  
TOWN OF PALM BEACH VIBRACORES 9/20 & 9/21/88

SAMPLE TYPE: CORE SAMPLES  
NAME: FGK  
DATE: OCT. 3, 1988

-----  
LINE NO. CORE #3  
SAMPLE ELEVATION 6.3' DEEP  
-----

USCS  
DESCRIPTION

-----  
DRY SAMPLE WT. (GRAMS) 541.81  
SAMPLE WEIGHT AFTER WASH 530.01  
-----

SIEVE SIZE	PHI SIZE	MESH SIZE (mm)	GRAMS	%RET.	%PASS
5	-2.00	4.0	.43	.08	99.92
7	-1.50	2.8	1.40	.26	99.74
10	-1.00	2.0	2.83	.52	99.48
14	-0.50	1.4	6.42	1.18	98.82
18	0.00	1.0	15.00	2.77	97.23
25	0.50	0.71	26.65	4.92	95.08
35	1.00	0.5	82.47	15.22	84.78
45	1.50	0.355	229.87	42.43	57.57
60	2.00	0.25	336.95	62.19	37.81
80	2.50	0.18	416.78	76.92	23.08
120	3.00	0.125	512.04	94.51	5.49
170	3.50	0.09	526.47	97.17	2.83
200	3.75	0.075	529.36	97.70	2.30
230	4.00	0.063	529.71	98.86	1.14
PAN			529.82	98.88	1.12

-----  
SIEVE LOSS .19 MEDIAN (mm) .315  
WT. AVE. (mm) .309 MEAN (mm) .280  
SILT/CLAY % 2.26 SORTING .826  
PHI(16) 1.012 PHI(84) 2.663  
-----

GRADATION ANALYSIS REPORT  
TOWN OF PALM BEACH VIBRACORES 9/20 & 9/21/88

SAMPLE TYPE: CORE SAMPLES  
NAME: FGK  
DATE: OCT. 3, 1988

-----  
LINE NO. CORE #3  
SAMPLE ELEVATION 12' DEEP  
-----

USCS  
DESCRIPTION  
-----

DRY SAMPLE WT. (GRAMS) 488.32  
SAMPLE WEIGHT AFTER WASH 481.50  
-----

SIEVE SIZE	PHI SIZE	MESH SIZE (mm)	GRAMS	%RET.	%PASS
5	-2.00	4.0	.00	.00	100.00
7	-1.50	2.8	.22	.05	99.95
10	-1.00	2.0	.55	.11	99.89
14	-0.50	1.4	1.15	.24	99.76
18	0.00	1.0	1.50	.31	99.69
25	0.50	0.71	2.50	.51	99.49
35	1.00	0.5	6.00	1.23	98.77
45	1.50	0.355	39.62	8.11	91.89
60	2.00	0.25	136.97	28.05	71.95
80	2.50	0.18	275.61	56.44	43.56
120	3.00	0.125	452.34	92.63	7.37
170	3.50	0.09	479.29	98.15	1.85
200	3.75	0.075	480.00	98.30	1.70
230	4.00	0.063	480.89	99.18	.82
PAN			481.03	99.21	.79

-----  
SIEVE LOSS .47 MEDIAN (mm) .196  
WT. AVE. (mm) .189 MEAN (mm) .208  
SILT/CLAY % 1.61 SORTING .591  
PHI(16) 1.674 PHI(84) 2.856  
-----

GRADATION ANALYSIS REPORT  
TOWN OF PALM BEACH VIBRACORES 9/20 & 9/21/88

SAMPLE TYPE: CORE SAMPLES  
NAME: FGK  
DATE: OCT. 3, 1988

-----  
LINE NO.            CORE #3  
SAMPLE ELEVATION    17' DEEP  
-----

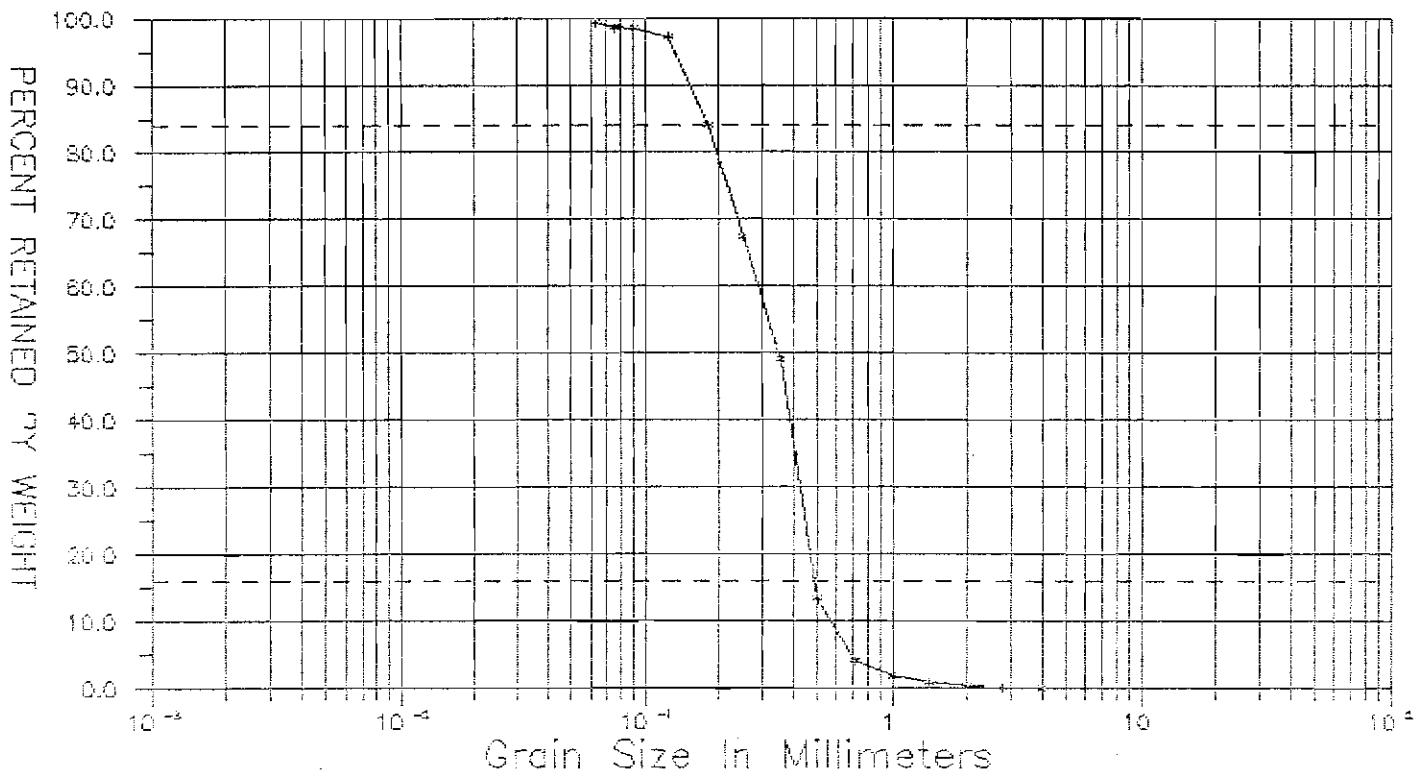
USCS  
DESCRIPTION  
-----

DRY SAMPLE WT. (GRAMS)    465.22  
SAMPLE WEIGHT AFTER WASH   462.29  
-----

SIEVE SIZE	PHI SIZE	MESH SIZE (mm)	GRAMS	%RET.	%PASS
5	-2.00	4.0	.11	.02	99.98
7	-1.50	2.8	.20	.04	99.96
10	-1.00	2.0	.25	.05	99.95
14	-0.50	1.4	.60	.13	99.87
18	0.00	1.0	1.25	.27	99.73
25	0.50	0.71	2.21	.48	99.52
35	1.00	0.5	9.55	2.05	97.95
45	1.50	0.355	104.90	22.55	77.45
60	2.00	0.25	240.00	51.59	48.41
80	2.50	0.18	340.21	73.13	26.87
120	3.00	0.125	443.70	95.37	4.63
170	3.50	0.09	459.93	98.86	1.14
200	3.75	0.075	460.50	98.99	1.01
230	4.00	0.063	461.11	99.43	.57
PAN			461.52	99.52	.48

-----  
SIEVE LOSS            .77    MEDIAN (mm)    .256  
WT. AVE. (mm)    .230    MEAN (mm)    .248  
SILT/CLAY %        .85    SORTING        .695  
PHI(16)            1.317    PHI(84)        2.707  
-----

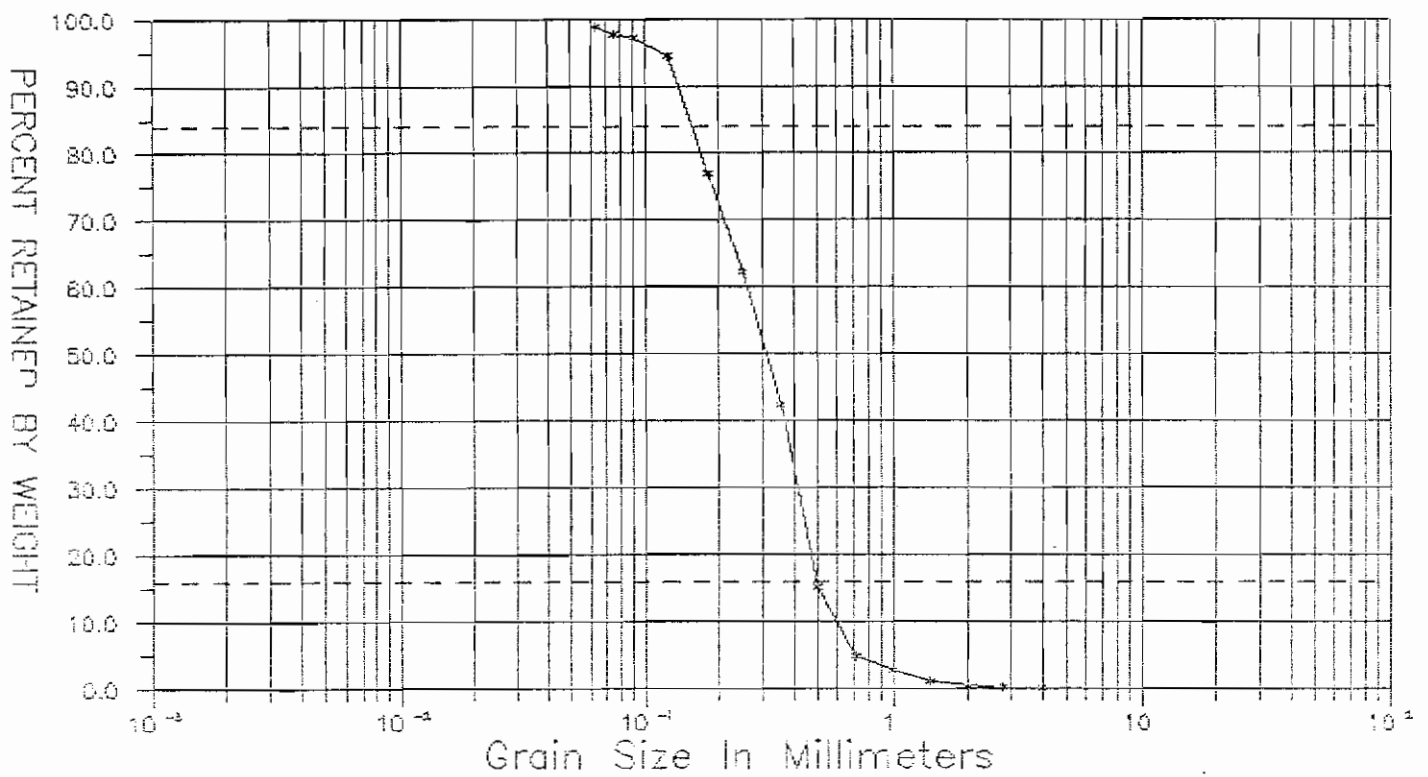
## PERCENT RETAINED % WEIGHT



SILT OR CLAY	SAND			GRAVEL	
	FINE	MEDIUM	COARSE	FINE	COARSE

SAMPLE NO.	CLASSIFICATION			
CORE #3 2.0'	MEAN	MEDIAN	SORTING	USCS
9/20/98	.297	.350	.721	SP

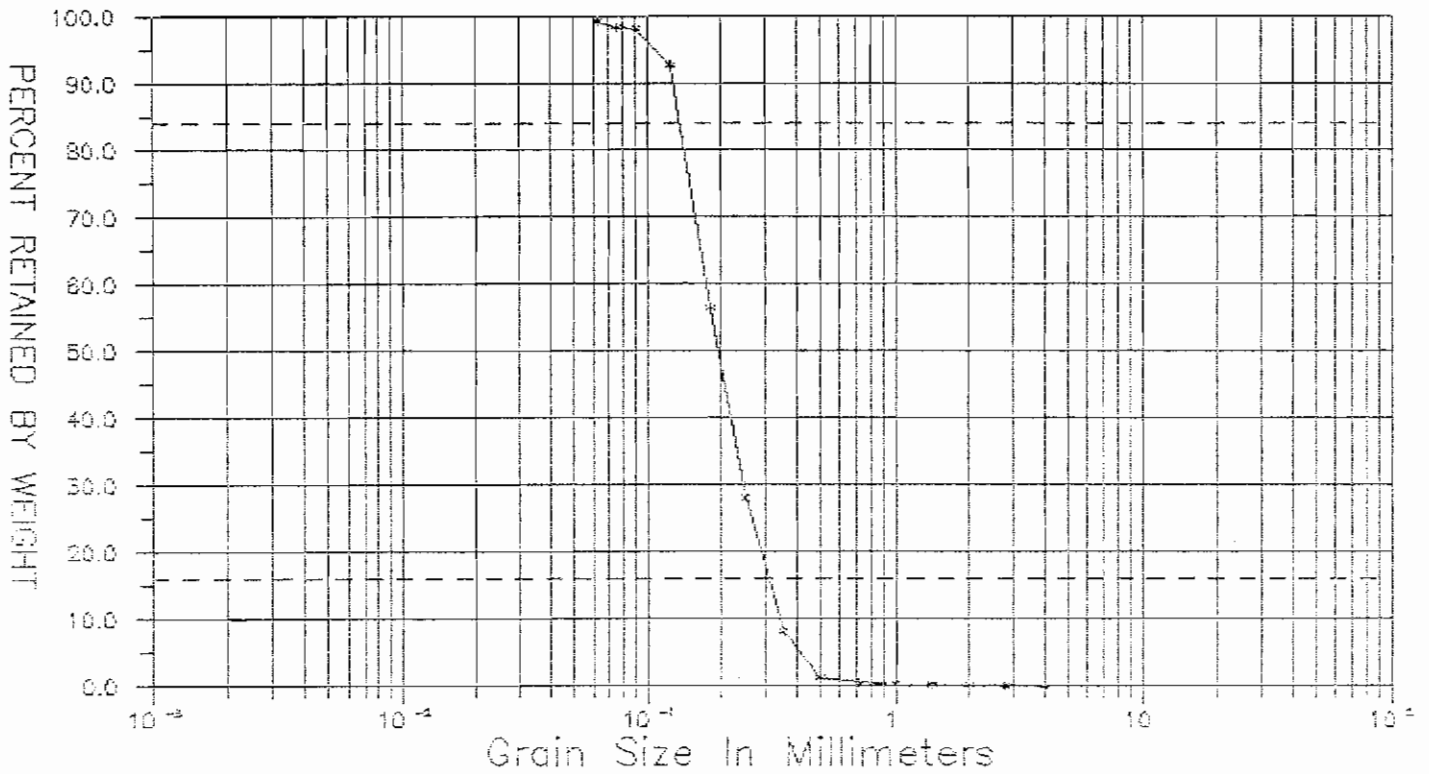
# TOWN OF PALM BEACH VIBRACORES MECHANICAL ANALYSIS CHART



SILT OR CLAY	SAND			GRAVEL	
	FINE	MEDIUM	COARSE	FINE	COARSE

SAMPLE NO.	CLASSIFICATION			
CORE #3 6.3'	MEAN	MEDIAN	SORTING	USCS
9/20/98	.250	.315	.826	SP

# TOWN OF PALM BEACH VIBRACORES MECHANICAL ANALYSIS CHART

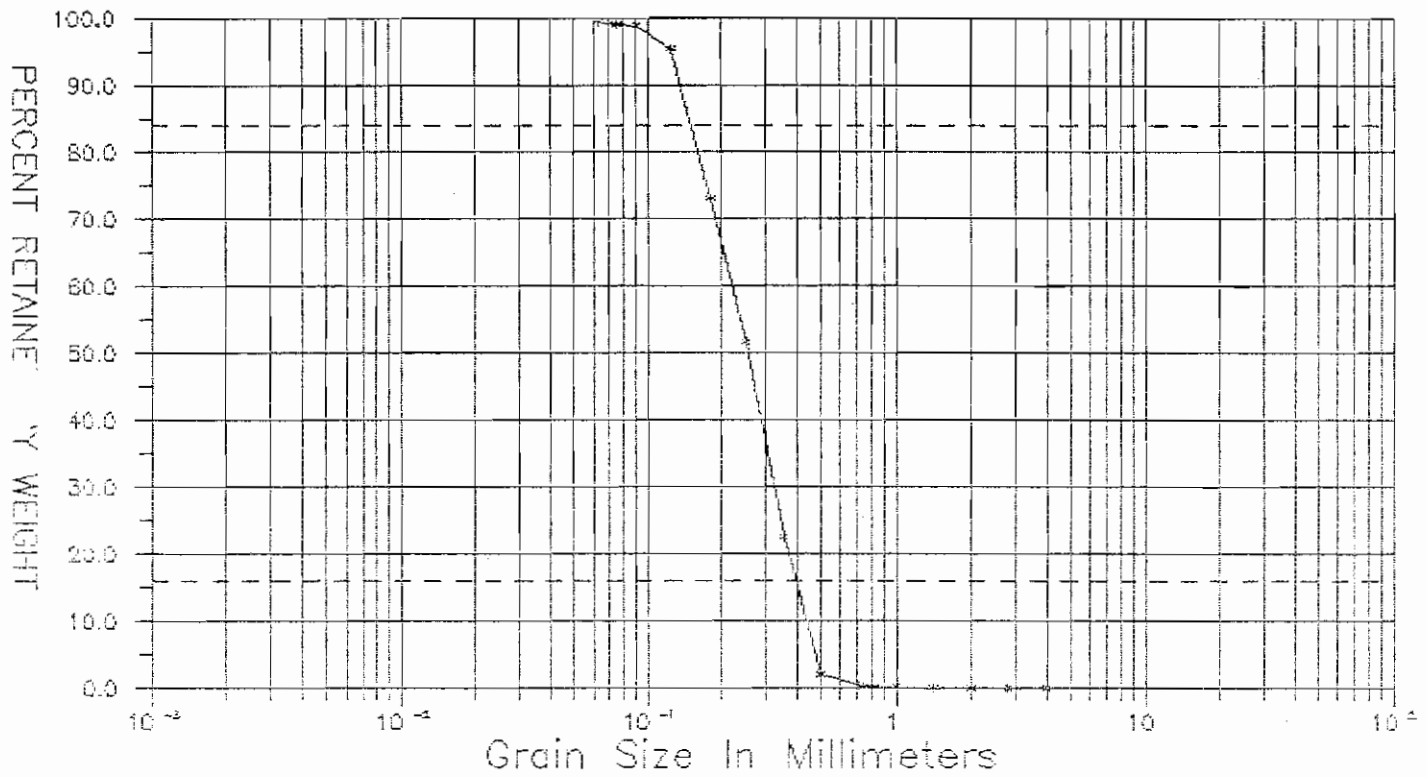


SILT OR CLAY	SAND			GRAVEL	
	FINE	MEDIUM	COARSE	FINE	COARSE

SAMPLE NO.	CLASSIFICATION			
CORE #3 12.0'	MEAN	MEDIAN	SORTING	USCS
9/20/98	209	.196	.691	SP



# TOWN OF PALM BEACH VIBRACORES MECHANICAL ANALYSIS CHART



SILT OR CLAY	SAND			GRAVEL	
	FINE	MEDIUM	COARSE	FINE	COARSE

SAMPLE NO.		CLASSIFICATION		
CORE #	DATE	MEAN	MEDIAN	USCS
9/20/98	17.0	.245	.256	.695
				SP