



<div>Granularmetric Report</div> <div>Depths and elevations based on measured values</div>				<div> APTIM 2481 NW Boca Raton Blvd. Boca Raton, FL 33431 ph (561) 391-8102</div>			
Project Name: Mexico Beach Sand Search							
Sample Name: MBJP-18-10 #Anchor							
Analysis Date: 12-26-18							
Analyzed By: TS							
Easting (ft): 1,653,188		Northing (ft): 337,468		Coordinate System: Florida State Plane North		Elevation (ft): -27.0 NAVD88	
USCS: SC		Munsell: Wet - 5GY-3/1 Dry - 5GY-5/1 Washed - 10Y-7/1		Comments:			
Dry Weight (g): 77.91	Wash Weight (g): 60.20	Pan Retained (g): 0.09	Sieve Loss (%): 0.22	Fines (%): #200 - 23.53 #230 - 23.07	Organics (%):	Carbonates (%):	Shell Hash (%):
Sieve Number	Sieve Size (Phi)	Sieve Size (Millimeters)	Grams Retained	% Weight Retained	Cum. Grams Retained	C. % Weight Retained	
3/4"	-4.25	19.03	0.00	0.00	0.00	0.00	
5/8"	-4.00	16.00	0.00	0.00	0.00	0.00	
7/16"	-3.50	11.31	1.00	1.28	1.00	1.28	
5/16"	-3.00	8.00	0.70	0.90	1.70	2.18	
3.5	-2.50	5.66	0.88	1.13	2.58	3.31	
4	-2.25	4.76	0.20	0.26	2.78	3.57	
5	-2.00	4.00	0.40	0.51	3.18	4.08	
7	-1.50	2.83	0.80	1.03	3.98	5.11	
10	-1.00	2.00	0.61	0.78	4.59	5.89	
14	-0.50	1.41	0.56	0.72	5.15	6.61	
18	0.00	1.00	0.59	0.76	5.74	7.37	
25	0.50	0.71	1.20	1.54	6.94	8.91	
35	1.00	0.50	2.55	3.27	9.49	12.18	
45	1.50	0.35	5.03	6.46	14.52	18.64	
60	2.00	0.25	11.54	14.81	26.06	33.45	
80	2.50	0.18	19.39	24.89	45.45	58.34	
120	3.00	0.13	10.31	13.23	55.76	71.57	
170	3.50	0.09	3.05	3.91	58.81	75.48	
200	3.75	0.07	0.77	0.99	59.58	76.47	
230	4.00	0.06	0.36	0.46	59.94	76.93	
Phi 5	Phi 16	Phi 25	Phi 50	Phi 75	Phi 84	Phi 95	
		3.44	2.33	1.71	1.30	-1.55	
Moment	Mean Phi	Mean mm	Sorting	Skewness	Kurtosis		
Statistics	1.71	0.31	1.47	-2.09	7.38		

<div>Granularmetric Report</div> <div>Depths and elevations based on measured values</div>				<div><div>APTIM</div><div>2481 NW Boca Raton Blvd. Boca Raton, FL 33431 ph (561) 391-8102</div></div>			
Project Name: Mexico Beach Sand Search							
Sample Name: MBJP-18-10 #1							
Analysis Date: 12-22-18							
Analyzed By: SP							
Easting (ft): <div>1,653,188</div>		Northing (ft): <div>337,468</div>		Coordinate System: <div>Florida State Plane North</div>		Elevation (ft): <div>-27.5 NAVD88</div>	
USCS: <div>SW</div>		Munsell: <div>Wet - 2.5Y-6/3 Dry - 2.5Y-8/2 Washed - 2.5Y-8/1</div>		Comments:			
Dry Weight (g): <div>95.06</div>	Wash Weight (g): <div>93.86</div>	Pan Retained (g): <div>0.02</div>	Sieve Loss (%): <div>0.01</div>	Fines (%): <div>#200 - 1.31 #230 - 1.28</div>	Organics (%):	Carbonates (%):	Shell Hash (%):
Sieve Number	Sieve Size (Phi)	Sieve Size (Millimeters)	Grams Retained	% Weight Retained	Cum. Grams Retained	C. % Weight Retained	
3/4"	-4.25	19.03	0.00	0.00	0.00	0.00	
5/8"	-4.00	16.00	0.00	0.00	0.00	0.00	
7/16"	-3.50	11.31	1.59	1.67	1.59	1.67	
5/16"	-3.00	8.00	0.00	0.00	1.59	1.67	
3.5	-2.50	5.66	0.58	0.61	2.17	2.28	
4	-2.25	4.76	0.29	0.31	2.46	2.59	
5	-2.00	4.00	0.37	0.39	2.83	2.98	
7	-1.50	2.83	0.26	0.27	3.09	3.25	
10	-1.00	2.00	0.21	0.22	3.30	3.47	
14	-0.50	1.41	0.29	0.31	3.59	3.78	
18	0.00	1.00	0.33	0.35	3.92	4.13	
25	0.50	0.71	1.10	1.16	5.02	5.29	
35	1.00	0.50	4.05	4.26	9.07	9.55	
45	1.50	0.35	9.02	9.49	18.09	19.04	
60	2.00	0.25	21.47	22.59	39.56	41.63	
80	2.50	0.18	37.27	39.21	76.83	80.84	
120	3.00	0.13	14.26	15.00	91.09	95.84	
170	3.50	0.09	2.62	2.76	93.71	98.60	
200	3.75	0.07	0.09	0.09	93.80	98.69	
230	4.00	0.06	0.03	0.03	93.83	98.72	
Phi 5	Phi 16	Phi 25	Phi 50	Phi 75	Phi 84	Phi 95	
2.97	2.61	2.43	2.11	1.63	1.34	0.38	
Moment	Mean Phi	Mean mm	Sorting	Skewness	Kurtosis		
Statistics	1.86	0.28	1.11	-3.1	14.85		

Granularmetric Report

Depths and elevations based on measured values



APTIM
2481 NW Boca Raton Blvd.
Boca Raton, FL 33431
ph (561) 391-8102

Project Name: Mexico Beach Sand Search

Sample Name: MBJP-18-10 #2

Analysis Date: 12-26-18

Analyzed By: TS

Easting (ft):

1,653,188

Northing (ft):

337,468

Coordinate System:

Florida State Plane North

Elevation (ft):

-37.0 NAVD88

USCS:

SW-SC

Munsell:

Wet - 5Y-4/1

Dry - 5Y-7/1

Washed - 5Y-7/1

Comments:

Dry Weight (g):

102.63

Wash Weight (g):

97.92

Pan Retained (g):

0.15

Sieve Loss (%):

0.08

Fines (%):

#200 - 5.05
#230 - 4.83

Organics (%):

Carbonates (%):

Shell Hash (%):

Sieve Number

Sieve Size
(Phi)

Sieve Size
(Millimeters)

Grams
Retained

% Weight
Retained

Cum. Grams
Retained

C. % Weight
Retained

1"

-4.75

26.91

0.00

0.00

0.00

0.00

3/4"

-4.25

19.03

19.52

19.02

19.52

19.02

5/8"

-4.00

16.00

6.41

6.25

25.93

25.27

7/16"

-3.50

11.31

5.00

4.87

30.93

30.14

5/16"

-3.00

8.00

2.29

2.23

33.22

32.37

3.5

-2.50

5.66

3.34

3.25

36.56

35.62

4

-2.25

4.76

0.14

0.14

36.70

35.76

5

-2.00

4.00

0.89

0.87

37.59

36.63

7

-1.50

2.83

0.66

0.64

38.25

37.27

10

-1.00

2.00

0.70

0.68

38.95

37.95

14

-0.50

1.41

0.68

0.66

39.63

38.61

18

0.00

1.00

0.68

0.66

40.31

39.27

25

0.50

0.71

1.77

1.72

42.08

40.99

35

1.00

0.50

3.70

3.61

45.78

44.60

45

1.50

0.35

6.23

6.07

52.01

50.67

60

2.00

0.25

12.75

12.42

64.76

63.09

80

2.50

0.18

20.68

20.15

85.44

83.24

120

3.00

0.13

9.86

9.61

95.30

92.85

170

3.50

0.09

1.93

1.88

97.23

94.73

200

3.75

0.07

0.23

0.22

97.46

94.95

230

4.00

0.06

0.23

0.22

97.69

95.17

Phi 5

Phi 16

Phi 25

Phi 50

Phi 75

Phi 84

Phi 95

3.81

2.54

2.30

1.44

-4.01

-4.33

-4.62

Moment

Mean Phi

Mean mm

Sorting

Skewness

Kurtosis

Statistics

-0.41


1.33

2.99

-0.37

1.33

MEXICO BEACH_2018_JETPROBES.GPJ 1/8/19

<div>Granularmetric Report</div> <div>Depths and elevations based on measured values</div>				<div><div>APTIM</div><div>2481 NW Boca Raton Blvd. Boca Raton, FL 33431 ph (561) 391-8102</div></div>			
Project Name: Mexico Beach Sand Search							
Sample Name: MBJP-18-10 #3							
Analysis Date: 12-26-18							
Analyzed By: TS							
Easting (ft): <div>1,653,188</div>		Northing (ft): <div>337,468</div>		Coordinate System: <div>Florida State Plane North</div>		Elevation (ft): <div>-47.0 NAVD88</div>	
USCS: <div>SW</div>		Munsell: <div>Wet - 5Y-5/1 Dry - 5Y-7/1 Washed - 5Y-7/1</div>		Comments:			
Dry Weight (g): <div>97.62</div>	Wash Weight (g): <div>96.47</div>	Pan Retained (g): <div>0.00</div>	Sieve Loss (%): <div>0.01</div>	Fines (%): <div>#200 - 1.21 #230 - 1.19</div>	Organics (%):	Carbonates (%):	Shell Hash (%):
Sieve Number	Sieve Size (Phi)	Sieve Size (Millimeters)	Grams Retained	% Weight Retained	Cum. Grams Retained	C. % Weight Retained	
3/4"	-4.25	19.03	0.00	0.00	0.00	0.00	
5/8"	-4.00	16.00	3.40	3.48	3.40	3.48	
7/16"	-3.50	11.31	8.98	9.20	12.38	12.68	
5/16"	-3.00	8.00	0.33	0.34	12.71	13.02	
3.5	-2.50	5.66	1.09	1.12	13.80	14.14	
4	-2.25	4.76	0.10	0.10	13.90	14.24	
5	-2.00	4.00	0.31	0.32	14.21	14.56	
7	-1.50	2.83	1.20	1.23	15.41	15.79	
10	-1.00	2.00	0.98	1.00	16.39	16.79	
14	-0.50	1.41	1.30	1.33	17.69	18.12	
18	0.00	1.00	1.89	1.94	19.58	20.06	
25	0.50	0.71	3.84	3.93	23.42	23.99	
35	1.00	0.50	6.63	6.79	30.05	30.78	
45	1.50	0.35	11.45	11.73	41.50	42.51	
60	2.00	0.25	19.25	19.72	60.75	62.23	
80	2.50	0.18	26.07	26.71	86.82	88.94	
120	3.00	0.13	9.53	9.76	96.35	98.70	
170	3.50	0.09	0.08	0.08	96.43	98.78	
200	3.75	0.07	0.01	0.01	96.44	98.79	
230	4.00	0.06	0.02	0.02	96.46	98.81	
Phi 5	Phi 16	Phi 25	Phi 50	Phi 75	Phi 84	Phi 95	
2.81	2.41	2.24	1.69	0.57	-1.40	-3.92	
Moment	Mean Phi	Mean mm	Sorting	Skewness	Kurtosis		
Statistics	0.85	0.55	2.09	-1.43	3.67		