





<b>Granularmetric Report</b> Depths and elevations based on measured values				 <b>COASTAL TECH</b> Coastal Geology & Sediments Laboratory  715-E North Dr. Melbourne, Fl. 32934 Phone (321) 751-1135 Fax (321) 751-2343			
Project Name: Gulf County Supplemental							
Sample Name: C-506 #1							
Analysis Date: 08-16-06							
Analyzed By: JV							
Easting (ft): <b>1,678,567.08</b>		Northing (ft): <b>249,914.88</b>		Coordinate System: <b>Florida State Plane North</b>		Elevation (ft): <b>-33.9 NAVD 88</b>	
USCS: <b>SP</b>		Munsell: <b>Wet - 10YR-8/1</b>		Comments:			
Dry Weight (g): <b>109.00</b>	Wash Weight (g):	Pan Retained (g): <b>0.08</b>	Sieve Loss (%):	Fines (%): <b>#200 - 0.17</b> <b>#230 - 0.14</b>	Organics (%):	Carbonates (%):	Shells (%):
<b>Sieve Number</b>	<b>Sieve Size (Phi)</b>	<b>Sieve Size (Millimeters)</b>	<b>Grams Retained</b>	<b>% Weight Retained</b>	<b>Cum. Grams Retained</b>	<b>C. % Weight Retained</b>	
5/8"	-4.00	16.00	0.00	0.00	0.00	0.00	
11/16"	-3.50	11.31	0.00	0.00	0.00	0.00	
5/16"	-3.00	8.00	0.00	0.00	0.00	0.00	
3.5	-2.50	5.66	0.09	0.08	0.09	0.08	
4	-2.25	4.76	0.00	0.00	0.09	0.08	
5	-2.00	4.00	0.00	0.00	0.09	0.08	
7	-1.50	2.83	0.07	0.06	0.16	0.14	
10	-1.00	2.00	0.15	0.14	0.31	0.28	
14	-0.50	1.41	0.44	0.40	0.75	0.68	
18	0.00	1.00	0.43	0.39	1.18	1.07	
25	0.50	0.71	0.58	0.53	1.76	1.60	
35	1.00	0.50	1.25	1.15	3.01	2.75	
45	1.50	0.35	3.92	3.60	6.93	6.35	
60	2.00	0.25	15.67	14.38	22.60	20.73	
80	2.50	0.18	50.05	45.92	72.65	66.65	
120	3.00	0.13	33.20	30.46	105.85	97.11	
170	3.50	0.09	2.82	2.59	108.67	99.70	
200	3.75	0.07	0.14	0.13	108.81	99.83	
230	4.00	0.06	0.03	0.03	108.84	99.86	
<b>Phi 5</b>	<b>Phi 16</b>	<b>Phi 25</b>	<b>Phi 50</b>	<b>Phi 75</b>	<b>Phi 84</b>	<b>Phi 95</b>	
2.97	2.78	2.64	2.32	2.05	1.84	1.31	
<b>Moment</b>	<b>Mean Phi</b>	<b>Mean mm</b>	<b>Sorting</b>	<b>Skewness</b>	<b>Kurtosis</b>		
<b>Statistics</b>	2.26	0.21	0.58	-2.35	14.67		

<b>Granularmetric Report</b> Depths and elevations based on measured values				 <b>COASTAL TECH</b> Coastal Geology & Sediments Laboratory  715-E North Dr. Melbourne, Fl. 32934 Phone (321) 751-1135 Fax (321) 751-2343			
Project Name: Gulf County Supplemental							
Sample Name: C-506 #2							
Analysis Date: 08-16-06							
Analyzed By: JV							
Easting (ft): <b>1,678,567.08</b>		Northing (ft): <b>249,914.88</b>		Coordinate System: <b>Florida State Plane North</b>		Elevation (ft): <b>-37.9 NAVD 88</b>	
USCS: <b>SP</b>		Munsell: <b>Wet - 10YR-7/1</b>		Comments:			
Dry Weight (g): <b>94.55</b>	Wash Weight (g):	Pan Retained (g): <b>0.10</b>	Sieve Loss (%):	Fines (%): <b>#200 - 0.22</b> <b>#230 - 0.20</b>	Organics (%): <b>0.50</b>	Carbonates (%): <b>2.20</b>	Shells (%):
<b>Sieve Number</b>	<b>Sieve Size (Phi)</b>	<b>Sieve Size (Millimeters)</b>	<b>Grams Retained</b>	<b>% Weight Retained</b>	<b>Cum. Grams Retained</b>	<b>C. % Weight Retained</b>	
5/8"	-4.00	16.00	0.00	0.00	0.00	0.00	
11/16"	-3.50	11.31	0.00	0.00	0.00	0.00	
5/16"	-3.00	8.00	0.00	0.00	0.00	0.00	
3.5	-2.50	5.66	0.00	0.00	0.00	0.00	
4	-2.25	4.76	0.00	0.00	0.00	0.00	
5	-2.00	4.00	0.00	0.00	0.00	0.00	
7	-1.50	2.83	0.19	0.20	0.19	0.20	
10	-1.00	2.00	0.24	0.25	0.43	0.45	
14	-0.50	1.41	0.53	0.56	0.96	1.01	
18	0.00	1.00	0.55	0.58	1.51	1.59	
25	0.50	0.71	0.71	0.75	2.22	2.34	
35	1.00	0.50	1.27	1.34	3.49	3.68	
45	1.50	0.35	5.12	5.42	8.61	9.10	
60	2.00	0.25	17.28	18.28	25.89	27.38	
80	2.50	0.18	39.80	42.09	65.69	69.47	
120	3.00	0.13	25.88	27.37	91.57	96.84	
170	3.50	0.09	2.68	2.83	94.25	99.67	
200	3.75	0.07	0.10	0.11	94.35	99.78	
230	4.00	0.06	0.02	0.02	94.37	99.80	
<b>Phi 5</b>	<b>Phi 16</b>	<b>Phi 25</b>	<b>Phi 50</b>	<b>Phi 75</b>	<b>Phi 84</b>	<b>Phi 95</b>	
2.97	2.77	2.60	2.27	1.93	1.69	1.12	
<b>Moment</b>	<b>Mean Phi</b>	<b>Mean mm</b>	<b>Sorting</b>	<b>Skewness</b>	<b>Kurtosis</b>		
<b>Statistics</b>	2.19	0.22	0.64	-2.01	10.57		

<b>Granularmetric Report</b> Depths and elevations based on measured values				 <b>COASTAL TECH</b> Coastal Geology & Sediments Laboratory  715-E North Dr. Melbourne, Fl. 32934 Phone (321) 751-1135 Fax (321) 751-2343			
Project Name: Gulf County Supplemental							
Sample Name: C-506 #3							
Analysis Date: 11-18-06							
Analyzed By: LA							
Easting (ft):		Northing (ft):		Coordinate System:		Elevation (ft):	
1,678,567.08		249,914.88		Florida State Plane North		-40.9 NAVD 88	
USCS:		Munsell:		Comments:			
SM		Wet - 10YR-3/1					
Dry Weight (g):	Wash Weight (g):	Pan Retained (g):	Sieve Loss (%):	Fines (%):	Organics (%):	Carbonates (%):	Shells (%):
101.10	87.33	0.07	0.19	#200 - 14.06 #230 - 13.87	2.50	3.80	
Sieve Number	Sieve Size (Phi)	Sieve Size (Millimeters)	Grams Retained	% Weight Retained	Cum. Grams Retained	C. % Weight Retained	
5/8"	-4.00	16.00	0.00	0.00	0.00	0.00	
11/16"	-3.50	11.31	0.00	0.00	0.00	0.00	
5/16"	-3.00	8.00	0.00	0.00	0.00	0.00	
3.5	-2.50	5.66	0.27	0.27	0.27	0.27	
4	-2.25	4.76	0.00	0.00	0.27	0.27	
5	-2.00	4.00	0.04	0.04	0.31	0.31	
7	-1.50	2.83	0.26	0.26	0.57	0.57	
10	-1.00	2.00	0.28	0.28	0.85	0.85	
14	-0.50	1.41	0.41	0.41	1.26	1.26	
18	0.00	1.00	0.52	0.51	1.78	1.77	
25	0.50	0.71	0.84	0.83	2.62	2.60	
35	1.00	0.50	2.77	2.74	5.39	5.34	
45	1.50	0.35	11.90	11.77	17.29	17.11	
60	2.00	0.25	32.23	31.88	49.52	48.99	
80	2.50	0.18	23.46	23.20	72.98	72.19	
120	3.00	0.13	11.05	10.93	84.03	83.12	
170	3.50	0.09	2.56	2.53	86.59	85.65	
200	3.75	0.07	0.29	0.29	86.88	85.94	
230	4.00	0.06	0.19	0.19	87.07	86.13	
Phi 5	Phi 16	Phi 25	Phi 50	Phi 75	Phi 84	Phi 95	
	3.17	2.63	2.02	1.62	1.45	0.94	
Moment	Mean Phi	Mean mm	Sorting	Skewness	Kurtosis		
Statistics	1.89	0.27	0.73	-1.67	10.85		

<b>Granularmetric Report</b> Depths and elevations based on measured values				 <b>COASTAL TECH</b> Coastal Geology & Sediments Laboratory  715-E North Dr. Melbourne, Fl. 32934 Phone (321) 751-1135 Fax (321) 751-2343			
Project Name: Gulf County Supplemental							
Sample Name: C-506 #4							
Analysis Date: 11-18-06							
Analyzed By: LA							
Easting (ft): 1,678,567.08		Northing (ft): 249,914.88		Coordinate System: Florida State Plane North		Elevation (ft): -43.9 NAVD 88	
USCS: SP		Munsell: Wet - 10YR-5/1		Comments:			
Dry Weight (g): 122.98	Wash Weight (g): 119.55	Pan Retained (g): 0.10	Sieve Loss (%): 0.43	Fines (%): #200 - 3.38 #230 - 3.30	Organics (%): 0.70	Carbonates (%): 1.00	Shells (%):
Sieve Number	Sieve Size (Phi)	Sieve Size (Millimeters)	Grams Retained	% Weight Retained	Cum. Grams Retained	C. % Weight Retained	
5/8"	-4.00	16.00	0.00	0.00	0.00	0.00	
11/16"	-3.50	11.31	0.00	0.00	0.00	0.00	
5/16"	-3.00	8.00	0.00	0.00	0.00	0.00	
3.5	-2.50	5.66	0.00	0.00	0.00	0.00	
4	-2.25	4.76	0.00	0.00	0.00	0.00	
5	-2.00	4.00	0.06	0.05	0.06	0.05	
7	-1.50	2.83	0.00	0.00	0.06	0.05	
10	-1.00	2.00	0.00	0.00	0.06	0.05	
14	-0.50	1.41	0.04	0.03	0.10	0.08	
18	0.00	1.00	0.05	0.04	0.15	0.12	
25	0.50	0.71	0.48	0.39	0.63	0.51	
35	1.00	0.50	3.15	2.56	3.78	3.07	
45	1.50	0.35	12.81	10.42	16.59	13.49	
60	2.00	0.25	29.30	23.83	45.89	37.32	
80	2.50	0.18	43.35	35.25	89.24	72.57	
120	3.00	0.13	24.15	19.64	113.39	92.21	
170	3.50	0.09	5.08	4.13	118.47	96.34	
200	3.75	0.07	0.35	0.28	118.82	96.62	
230	4.00	0.06	0.10	0.08	118.92	96.70	
Phi 5	Phi 16	Phi 25	Phi 50	Phi 75	Phi 84	Phi 95	
3.34	2.79	2.56	2.18	1.74	1.55	1.09	
Moment	Mean Phi	Mean mm	Sorting	Skewness	Kurtosis		
Statistics	2.12	0.23	0.59	-0.49	4.5		