

GRADATION ANALYSIS REPORT  
TOWN OF PALM BEACH  
TESTED BY: RW ON: 7-20-99

SAMPLE NO.: VC99 81#1  
SAMPLE ELEV. (FT. NGVD): -52.6  
SAMPLE DEPTH (FT.): 0.5  
SAMPLE TYPE: CORE SAMPLE

USCS DESCRIPTION: SP

DRY SAMPLE WEIGHT (GRAMS): 139.22  
SAMPLE WEIGHT AFTER WASH (GRAMS): 137.61

SIEVE SIZE	PHI SIZE	MESH SIZE (mm)	RETAINED (GRAMS)	RETAINED (%)	PASSED (%)
5/8	-4.00	16.000	0.00	0.00	100.00
5/16	-3.00	8.000	3.33	2.39	97.61
5	-2.00	4.000	9.14	6.57	93.43
7	-1.50	2.800	12.30	8.83	91.17
10	-1.00	2.000	16.13	11.59	88.41
14	-0.50	1.400	26.48	19.02	80.98
18	0.00	1.000	36.91	26.51	73.49
25	0.50	0.710	59.77	42.93	57.07
35	1.00	0.500	84.05	60.37	39.63
45	1.50	0.355	98.75	70.93	29.07
60	2.00	0.250	106.02	76.15	23.85
80	2.50	0.180	112.60	80.88	19.12
120	3.00	0.125	125.54	90.17	9.83
170	3.50	0.090	136.96	98.38	1.62
200	3.75	0.075	137.35	98.66	1.34
230	4.00	0.063	138.29	99.33	0.67
PAN			139.20	99.99	0.01

PHI(5): -2.38 PHI(16): -0.70 PHI(25): -0.10  
PHI(50): 0.70 PHI(75): 1.89 PHI(84): 2.67  
PHI(95): 3.29

SIEVE LOSS(g): 0.02 SILT/CLAY: 1.34%  
SKEWNESS: -0.144 KURTOSIS: 1.167

GRAPHIC METHOD

MEAN (PHI): 0.72 SORTING: 1.69  
MEAN (mm): 0.61 MEDIAN (mm): 0.61

NOTE: MEAN WAS CALCULATED USING 5 POINT METHOD

MOMENT METHOD

MEAN (PHI): 0.73 SORTING: 1.61  
MEAN (mm): 0.60

DATA FILE NAME: VC99-81#1.TAB

GRADATION ANALYSIS REPORT  
TOWN OF PALM BEACH  
TESTED BY: RW ON: 7-20-99

SAMPLE NO.: VC99-81#2  
SAMPLE ELEV. (FT. NGVD): -56.1  
SAMPLE DEPTH (FT.): 4.0  
SAMPLE TYPE: CORE SAMPLE

USCS DESCRIPTION: SP

DRY SAMPLE WEIGHT (GRAMS) † 206.87  
SAMPLE WEIGHT AFTER WASH (GRAMS): 203.41

SIEVE SIZE	PHI SIZE	MESH SIZE (mm)	RETAINED (GRAMS)	RETAINED (%)	PASSED (%)
5/8	-4.00	16.000	0.00	0.00	100.00
5/16	-3.00	8.000	0.00	0.00	100.00
5	-2.00	4.000	0.24	0.12	99.88
7	-1.50	2.800	0.64	0.31	99.69
10	-1.00	2.000	1.21	0.58	99.42
14	-0.50	1.400	2.19	1.06	98.94
18	0.00	1.000	3.37	1.63	98.37
25	0.50	0.710	5.34	2.58	97.42
35	1.00	0.500	7.72	3.73	96.27
45	1.50	0.355	10.22	4.94	95.06
60	2.00	0.250	13.68	6.61	93.39
80	2.50	0.180	23.73	11.47	88.53
120	3.00	0.125	111.11	53.71	46.29
170	3.50	0.090	200.35	96.85	3.15
200	3.75	0.075	202.73	98.00	2.00
230	4.00	0.063	204.82	99.01	0.99
PAN			206.84	99.99	0.01

PHI (5): 1.52 PHI (16): 2.55 PHI (25): 2.66  
PHI (50): 2.96 PHI (75): 3.25 PHI (84): 3.35  
PHI (95): 3.48

SIEVE LOSS (g): 0.03 SILT/CLAY: 2.00%  
SKEWNESS: -1.148 KURTOSIS: 1.370

GRAPHIC METHOD

MEAN (PHI): 2.77 SORTING: 0.40  
MEAN (mm): 0.15 MEDIAN (mm): 0.13  
NOTE: MEAN WAS CALCULATED USING 5 POINT METHOD

MOMENT METHOD

MEAN (PHI): 2.82 SORTING: 0.72  
MEAN (mm): 0.14

DATA FILE NAME: VC99-81#2.TAB

## GRADATION ANALYSIS REPORT

TOWN OF PALM BEACH

TESTED BY: RW

ON: 7-20-99

SAMPLE NO.: VC99 81#3

SAMPLE ELEV. (FT. NGVD): -59.1

SAMPLE DEPTH (FT.): 7.0

SAMPLE TYPE: CORE SAMPLE

USCS DESCRIPTION: SW

DRY SAMPLE WEIGHT (GRAMS): 141.59

SAMPLE WEIGHT AFTER WASH (GRAMS): 139.00

SIEVE SIZE	PHI SIZE	MESH SIZE (mm)	RETAINED (GRAMS)	RETAINED (%)	PASSED (%)
5/8	-4.00	16.000	0.00	0.00	100.00
5/16	-3.00	8.000	5.13	3.62	96.38
5	-2.00	4.000	11.72	8.28	91.72
7	-1.50	2.800	14.95	10.56	89.44
10	-1.00	2.000	19.90	14.05	85.95
14	-0.50	1.400	32.85	23.20	76.80
18	0.00	1.000	49.36	34.86	65.14
25	0.50	0.710	77.40	54.66	45.34
35	1.00	0.500	105.14	74.26	25.74
45	1.50	0.355	115.56	81.62	18.38
60	2.00	0.250	118.46	83.66	16.34
80	2.50	0.180	120.90	85.39	14.61
120	3.00	0.125	130.86	92.42	7.58
170	3.50	0.090	138.31	97.68	2.32
200	3.75	0.075	138.76	98.00	2.00
230	4.00	0.063	140.22	99.04	0.96
PAN			141.59	100.00	0.00

PHI (5): -2.70

PHI (16): -0.89

PHI (25): -0.42

PHI (50): 0.38

PHI (75): 1.05

PHI (84): 2.10

PHI (95): 3.24

SIEVE LOSS (g): 0.00

SILT/CLAY: 2.00%

SKEWNESS: -0.075

KURTOSIS: 1.655

## GRAPHIC METHOD

MEAN (PHI): 0.43

SORTING: 1.50

MEAN (mm): 0.74

MEDIAN (mm): 0.77

NOTE: MEAN WAS CALCULATED USING 5 POINT METHOD

## MOMENT METHOD

MEAN (PHI): 0.36

SORTING: 1.58

MEAN (mm): 0.78

DATA FILE NAME: VC99-81#3.TAB

## GRADATION ANALYSIS REPORT

TOWN OF PALM BEACH

TESTED BY: RW

ON: 7-20-99

SAMPLE NO.: VC99-81 #4

SAMPLE ELEV. (FT. NGVD): -65.1

SAMPLE DEPTH (FT.): 13.0

SAMPLE TYPE: CORE SAMPLE

USCS DESCRIPTION: SP

DRY SAMPLE WEIGHT (GRAMS): 177.58

SAMPLE WEIGHT AFTER WASH (GRAMS): 172.77

SIEVE SIZE	PHI SIZE	MESH SIZE (mm)	RETAINED (GRAMS)	RETAINED (%)	PASSED (%)
5/8	-4.00	16.000	0.00	0.00	100.00
5/16	-3.00	8.000	0.92	0.52	99.48
5	-2.00	4.000	1.34	0.75	99.25
7	-1.50	2.800	2.03	1.14	98.86
10	-1.00	2.000	2.82	1.59	98.41
14	-0.50	1.400	4.06	2.29	97.71
18	0.00	1.000	5.88	3.31	96.69
25	0.50	0.710	9.01	5.07	94.93
35	1.00	0.500	15.92	8.96	91.04
45	1.50	0.355	26.68	15.02	84.98
60	2.00	0.250	43.06	24.25	75.75
80	2.50	0.180	83.25	46.88	53.12
120	3.00	0.125	156.43	88.09	11.91
170	3.50	0.090	171.67	96.67	3.33
200	3.75	0.075	172.20	96.97	3.03
230	4.00	0.063	174.93	98.50	1.50
PAN			177.58	100.00	0.00

PHI(5): 0.48

PHI(16): 1.55

PHI(25): 2.02

PHI(50): 2.54

PHI(75): 2.84

PHI(84): 2.95

PHI(95): 3.40

SIEVE LOSS(g): 0.00

SILT/CLAY: 3.03%

SKEWNESS: -0.854

KURTOSIS: 1.453

## GRAPHIC METHOD

MEAN (PHI): 2.18

SORTING: 0.70

MEAN (mm): 0.22

MEDIAN (mm): 0.17

NOTE: MEAN WAS CALCULATED USING 5 POINT METHOD

## MOMENT METHOD

MEAN (PHI): 2.25

SORTING: 0.98

MEAN (mm): 0.21

DATA FILE NAME: VC99-81#4.TAB

GRADATION ANALYSIS REPORT  
TOWN OF PALM BEACH  
TESTED BY: ID ON: 10/99

SAMPLE NO.: VC-99#81-5  
SAMPLE ELEV. (FT. NGVD): 0.0  
SAMPLE DEPTH (FT.): 2.3  
SAMPLE TYPE: CORE SAMPLE

USCS DESCRIPTION: SP

DRY SAMPLE WEIGHT (GRAMS): 102.13  
SAMPLE WEIGHT AFTER WASH (GRAMS): 99.71

SIEVE SIZE	PHI SIZE	MESH SIZE (mm)	RETAINED (GRAMS)	RETAINED (%)	PASSED (%)
5/8	-4.00	16.000	0.00	0.00	100.00
5/16	-3.00	8.000	0.65	0.64	99.36
5	-2.00	4.000	1.05	1.03	98.97
7	-1.50	2.800	1.32	1.29	98.71
10	-1.00	2.000	2.02	1.98	98.02
14	-0.50	1.400	3.43	3.36	96.64
18	0.00	1.000	6.20	6.07	93.93
25	0.50	0.710	12.80	12.53	87.47
35	1.00	0.500	22.60	22.13	77.87
45	1.50	0.355	30.53	29.89	70.11
60	2.00	0.250	35.31	34.57	65.43
80	2.50	0.180	41.55	40.68	59.32
120	3.00	0.125	74.57	73.01	26.99
170	3.50	0.090	98.92	96.86	3.14
200	3.75	0.075	99.60	97.52	2.48
230	4.00	0.063	100.90	98.80	1.20
PAN			102.12	99.99	0.01

PHI(5): -0.20 PHI(16): 0.68 PHI(25): 1.18  
PHI(50): 2.64 PHI(75): 3.04 PHI(84): 3.23  
PHI(95): 3.46

SIEVE LOSS(g): 0.01 SILT/CLAY: 2.48%  
SKEWNESS: -0.794 KURTOSIS: 0.808

GRAPHIC METHOD

MEAN (PHI): 1.96 SORTING: 1.27  
MEAN (mm): 0.26 MEDIAN (mm): 0.16  
NOTE: MEAN WAS CALCULATED USING 5 POINT METHOD

MOMENT METHOD

MEAN (PHI): 2.10 SORTING: 1.28  
MEAN (mm): 0.23

DATA FILE NAME: VC-99#81-5.TAB

GRADATION ANALYSIS REPORT  
TOWN OF PALM BEACH  
TESTED BY: ID ON: 10/99

SAMPLE NO.: VC-99#81-6  
SAMPLE ELEV. (FT. NGVD): 0.0  
SAMPLE DEPTH (FT.): 5.2  
SAMPLE TYPE: CORE SAMPLE

USCS DESCRIPTION: SP-SM

DRY SAMPLE WEIGHT (GRAMS): 92.01  
SAMPLE WEIGHT AFTER WASH (GRAMS): 69.94

SIEVE SIZE	PHI SIZE	MESH SIZE (mm)	RETAINED (GRAMS)	RETAINED (%)	PASSED (%)
5/8	-4.00	16.000	0.00	0.00	100.00
5/16	-3.00	8.000	0.00	0.00	100.00
5	-2.00	4.000	0.00	0.00	100.00
7	-1.50	2.800	0.41	0.45	99.55
10	-1.00	2.000	0.90	0.98	99.02
14	-0.50	1.400	1.82	1.98	98.02
18	0.00	1.000	2.85	3.10	96.90
25	0.50	0.710	4.47	4.86	95.14
35	1.00	0.500	6.31	6.86	93.14
45	1.50	0.355	7.73	8.40	91.60
60	2.00	0.250	9.52	10.35	89.65
80	2.50	0.180	13.83	15.03	84.97
120	3.00	0.125	39.15	42.55	57.45
170	3.50	0.090	67.73	73.61	26.39
200	3.75	0.075	69.01	75.00	25.00
230	4.00	0.063	80.93	87.96	12.04
PAN			91.99	99.98	0.02

PHI(5): 0.54 PHI(16): 2.52 PHI(25): 2.68  
PHI(50): 3.12 PHI(75): 3.75 PHI(84): 3.92  
PHI(95): 4.14

SIEVE LOSS(g): 0.02 SILT/CLAY: 25.00%  
SKEWNESS: -1.116 KURTOSIS: 1.381

GRAPHIC METHOD

MEAN (PHI): 2.85 SORTING: 0.70  
MEAN (mm): 0.14 MEDIAN (mm): 0.12  
NOTE: MEAN WAS CALCULATED USING 5 POINT METHOD

MOMENT METHOD

MEAN (PHI): 2.81 SORTING: 1.01  
MEAN (mm): 0.14

DATA FILE NAME: VC-99#81-6.TAB

GRADATION ANALYSIS REPORT  
TOWN OF PALM BEACH  
TESTED BY: ID            ON: 10/99

SAMPLE NO.: VC-99#81-7  
SAMPLE ELEV. (FT. NGVD): 0.0  
SAMPLE DEPTH (FT.): 10.5  
SAMPLE TYPE: CORE SAMPLE

USCS DESCRIPTION: SP

DRY SAMPLE WEIGHT (GRAMS): 107.24  
SAMPLE WEIGHT AFTER WASH (GRAMS): 104.76

SIEVE SIZE	PHI SIZE	MESH SIZE (mm)	RETAINED (GRAMS)	RETAINED (%)	PASSED (%)
5/8	-4.00	16.000	0.00	0.00	100.00
5/16	-3.00	8.000	0.00	0.00	100.00
5	-2.00	4.000	0.72	0.67	99.33
7	-1.50	2.800	1.14	1.06	98.94
10	-1.00	2.000	1.49	1.39	98.61
14	-0.50	1.400	2.06	1.92	98.08
18	0.00	1.000	2.87	2.68	97.32
25	0.50	0.710	4.59	4.28	95.72
35	1.00	0.500	8.05	7.51	92.49
45	1.50	0.355	12.82	11.95	88.05
60	2.00	0.250	19.16	17.87	82.13
80	2.50	0.180	28.75	26.81	73.19
120	3.00	0.125	88.33	82.37	17.63
170	3.50	0.090	104.27	97.23	2.77
200	3.75	0.075	104.67	97.60	2.40
230	4.00	0.063	105.99	98.83	1.17
PAN			107.24	100.00	0.00

PHI(5): 0.61            PHI(16): 1.84            PHI(25): 2.40  
PHI(50): 2.71           PHI(75): 2.93           PHI(84): 3.05  
PHI(95): 3.42

SIEVE LOSS(g): 0.00                            SILT/CLAY: 2.40%  
SKEWNESS: -1.139                               KURTOSIS: 2.156

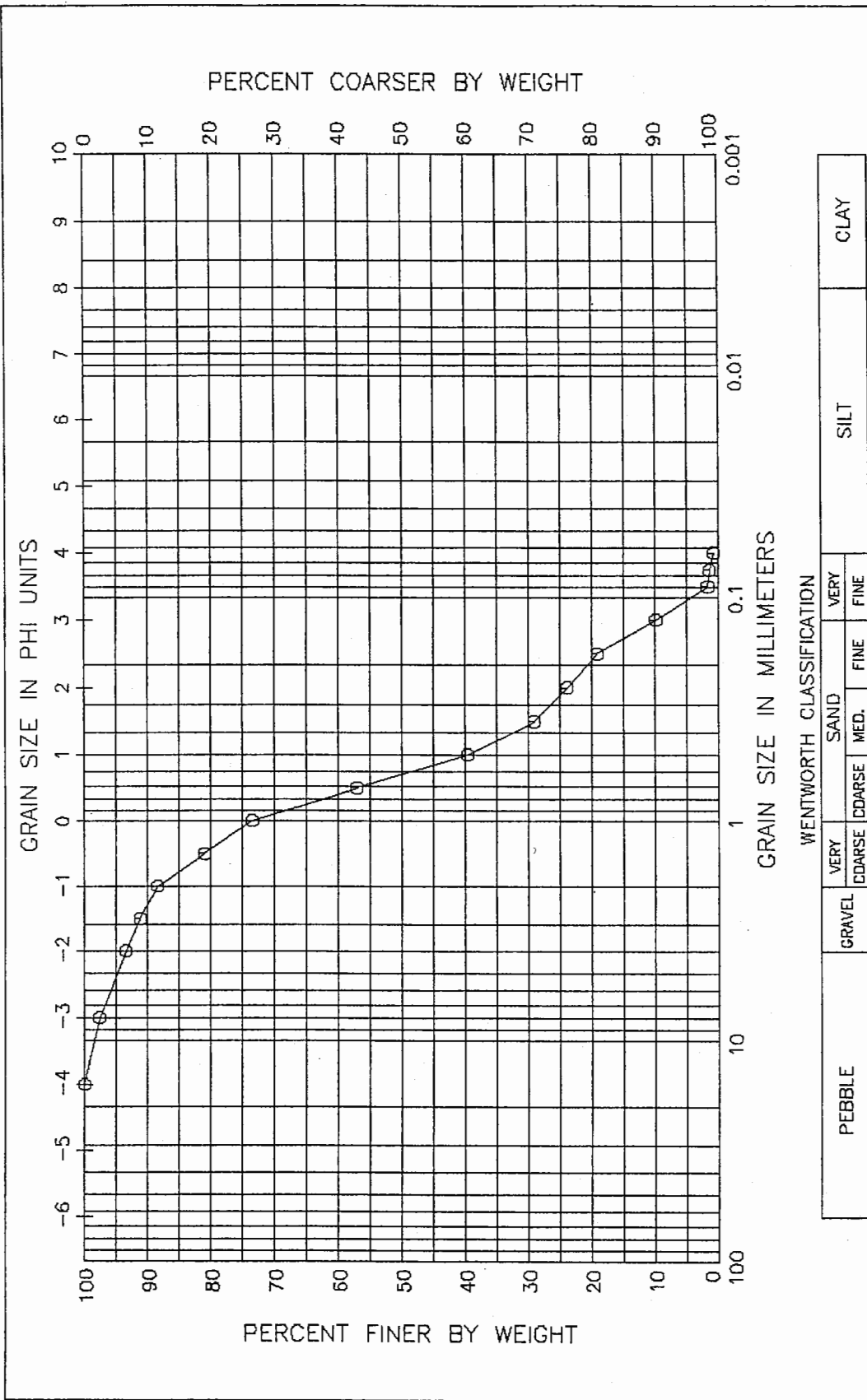
GRAPHIC METHOD

MEAN (PHI): 2.33                                SORTING: 0.61  
MEAN (mm): 0.20                                MEDIAN (mm): 0.15  
NOTE: MEAN WAS CALCULATED USING 5 POINT METHOD

MOMENT METHOD

MEAN (PHI): 2.46                                SORTING: 0.92  
MEAN (mm): 0.18

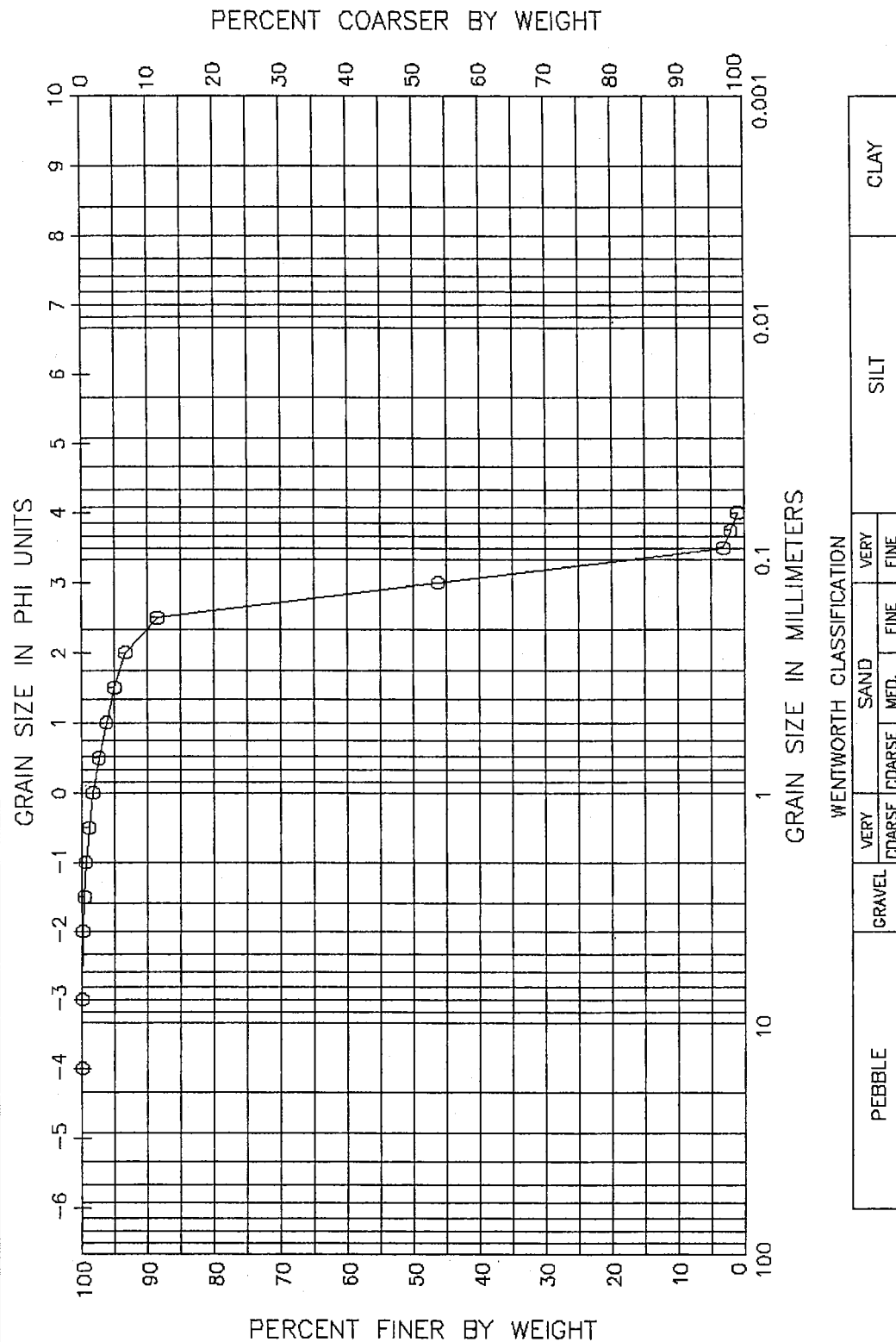
DATA FILE NAME: VC-99#81-7.TAB



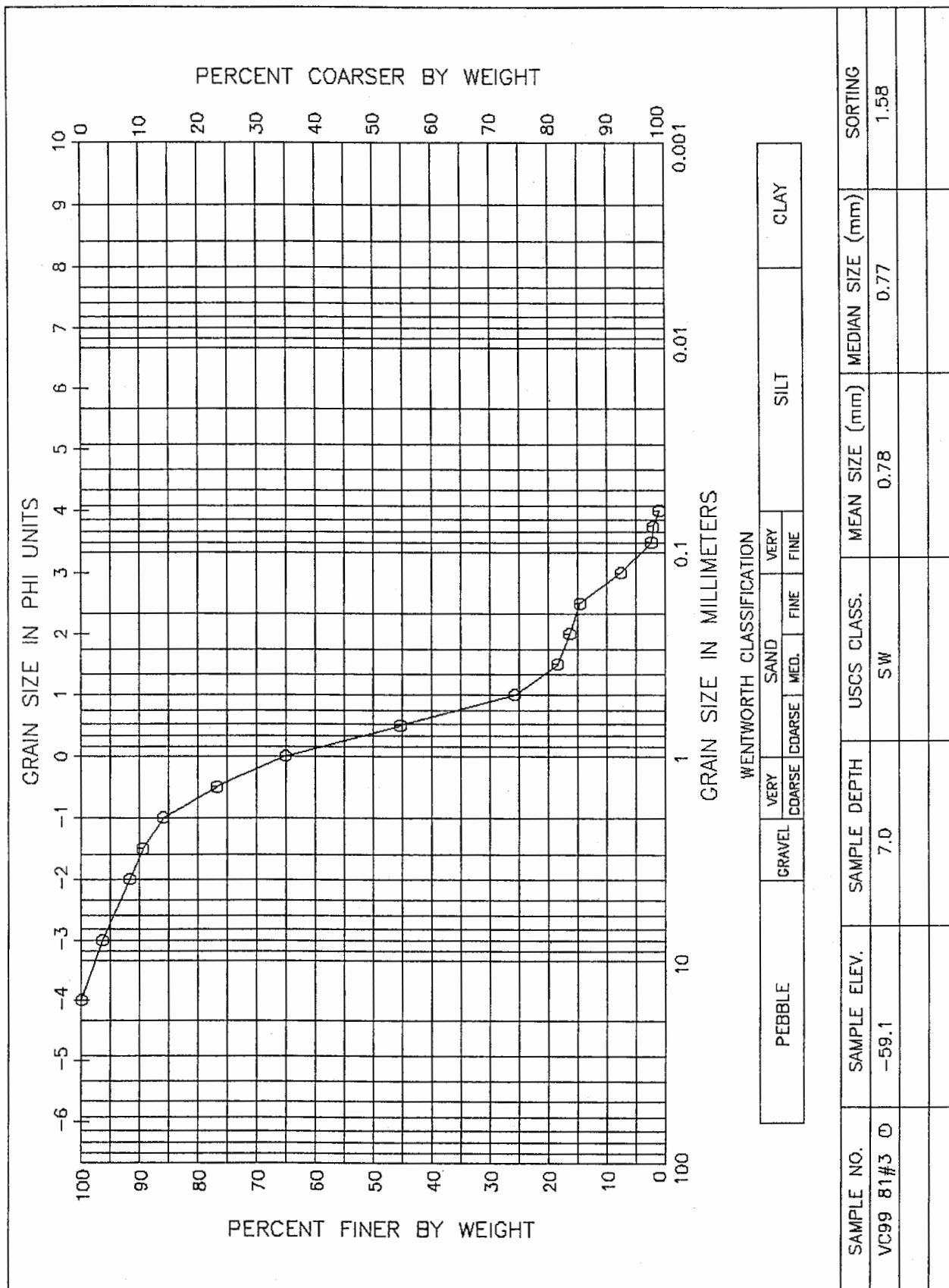
GRAIN SIZE DISTRIBUTION CURVE  
TOWN OF PALM BEACH

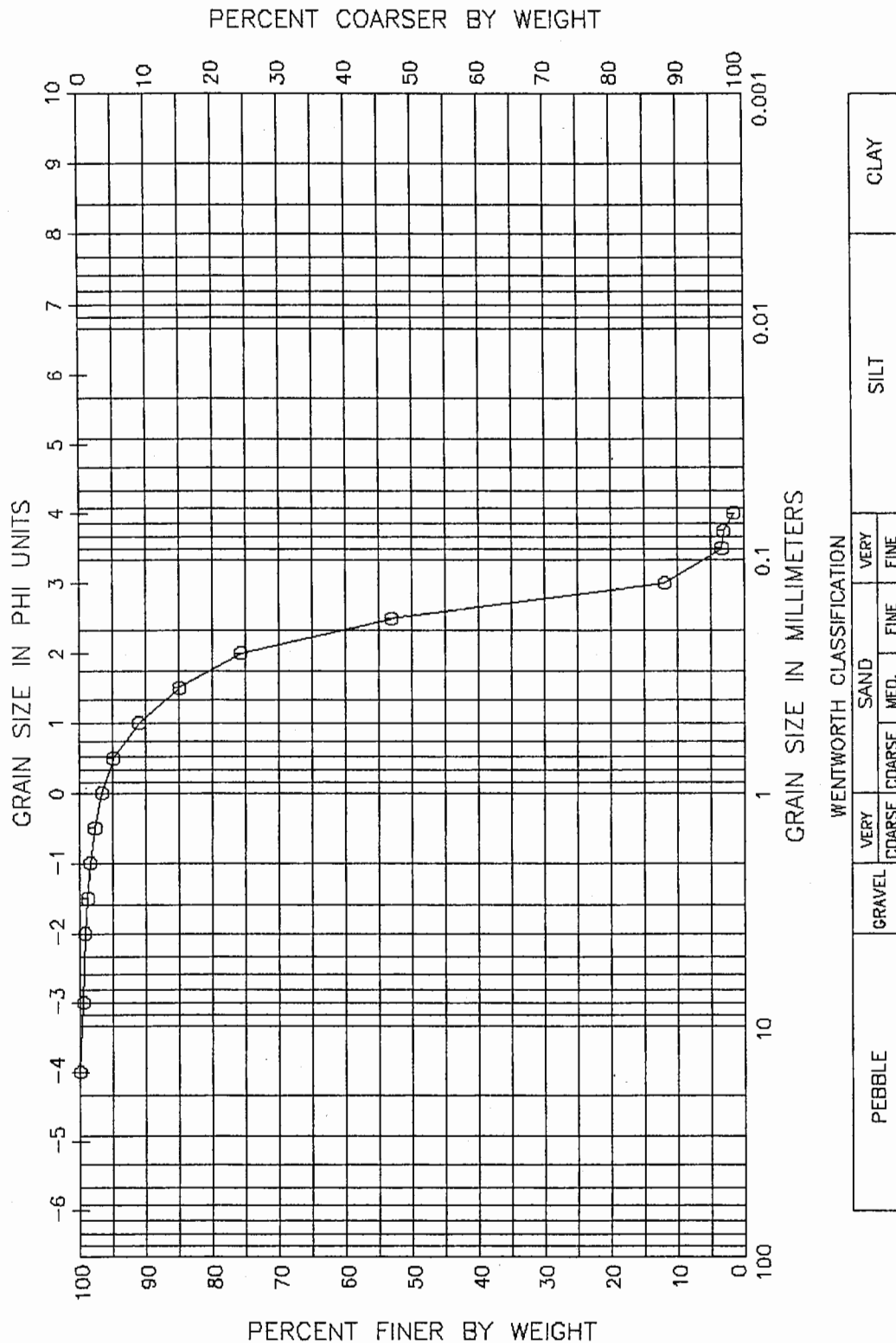
SAMPLE NO.	SAMPLE ELEV.	SAMPLE DEPTH	USCS CLASS.	MEAN SIZE (mm)	MEDIAN SIZE (mm)	SORTING
VC99 81#1 0	-52.6	0.5	SP	0.60	0.61	1.61





SAMPLE NO.	SAMPLE ELEV.	SAMPLE DEPTH	USCS CLASS.	MEAN SIZE (mm)	MEDIAN SIZE (mm)	SORTING
VC99-B1#2 ①	-56.1	4.0	SP	0.14	0.13	0.72





SAMPLE NO.	SAMPLE ELEV.	SAMPLE DEPTH	USCS CLASS.	MEAN SIZE (mm)	MEDIAN SIZE (mm)	SORTING
VC99-81 #40	-65.1	13.0	SP	0.21	0.17	0.98

GRAIN SIZE DISTRIBUTION CURVE  
TOWN OF PALM BEACH

