

GRADATION ANALYSIS REPORT

TOWN OF PALM BEACH

TESTED BY: RW

ON: 5/11/99

SAMPLE NO.: VC99 9#1

SAMPLE ELEV. (FT. NGVD): -33.1

SAMPLE DEPTH (FT.): 1.0

SAMPLE TYPE: CORE SAMPLE

USCS DESCRIPTION: SP

DRY SAMPLE WEIGHT (GRAMS): 68.07

SAMPLE WEIGHT AFTER WASH (GRAMS): 66.56

SIEVE SIZE	PHI SIZE	MESH SIZE (mm)	RETAINED (GRAMS)	RETAINED (%)	PASSED (%)
5/8	-4.00	16.000	0.00	0.00	100.00
5/16	-3.00	8.000	0.09	0.13	99.87
5	-2.00	4.000	0.19	0.28	99.72
7	-1.50	2.800	0.22	0.32	99.68
10	-1.00	2.000	0.36	0.53	99.47
14	-0.50	1.400	0.64	0.94	99.06
18	0.00	1.000	0.93	1.37	98.63
25	0.50	0.710	1.52	2.23	97.77
35	1.00	0.500	2.99	4.39	95.61
45	1.50	0.355	5.69	8.36	91.64
60	2.00	0.250	9.63	14.15	85.85
80	2.50	0.180	15.82	23.24	76.76
120	3.00	0.125	42.21	62.01	37.99
170	3.50	0.090	65.31	95.95	4.05
200	3.75	0.075	66.36	97.49	2.51
230	4.00	0.063	67.24	98.77	1.23
PAN			68.04	99.96	0.04

PHI (5): 1.08

PHI (16): 2.10

PHI (25): 2.52

PHI (50): 2.85

PHI (75): 3.19

PHI (84): 3.32

PHI (95): 3.49

SIEVE LOSS (g): 0.03

SILT/CLAY: 2.51%

SKEWNESS: -0.923

KURTOSIS: 1.477

GRAPHIC METHOD

MEAN (PHI): 2.57

SORTING: 0.61

MEAN (mm): 0.17

MEDIAN (mm): 0.14

NOTE: MEAN WAS CALCULATED USING 5 POINT METHOD

MOMENT METHOD

MEAN (PHI): 2.67

SORTING: 0.80

MEAN (mm): 0.16

DATA FILE NAME: VC99-9#1.TAB

GRADATION ANALYSIS REPORT
TOWN OF PALM BEACH
TESTED BY: RW ON: 5/11/99

SAMPLE NO.: VC99 9#2
SAMPLE ELEV. (FT. NGVD): -34.9
SAMPLE DEPTH (FT.): 2.8
SAMPLE TYPE: CORE SAMPLE

USCS DESCRIPTION: SP

DRY SAMPLE WEIGHT (GRAMS): 119.72
SAMPLE WEIGHT AFTER WASH (GRAMS): 118.60

SIEVE SIZE	PHI SIZE	MESH SIZE (mm)	RETAINED (GRAMS)	RETAINED (%)	PASSED (%)
5/8	-4.00	16.000	0.00	0.00	100.00
5/16	-3.00	8.000	0.00	0.00	100.00
5	-2.00	4.000	0.48	0.40	99.60
7	-1.50	2.800	0.81	0.68	99.32
10	-1.00	2.000	1.43	1.19	98.81
14	-0.50	1.400	2.63	2.20	97.80
18	0.00	1.000	4.52	3.78	96.22
25	0.50	0.710	9.14	7.63	92.37
35	1.00	0.500	22.40	18.71	81.29
45	1.50	0.355	45.77	38.23	61.77
60	2.00	0.250	69.31	57.89	42.11
80	2.50	0.180	87.67	73.23	26.77
120	3.00	0.125	108.20	90.38	9.62
170	3.50	0.090	118.17	98.71	1.29
200	3.75	0.075	118.55	99.02	0.98
230	4.00	0.063	119.14	99.52	0.48
PAN			119.72	100.00	0.00

PHI(5): 0.16 PHI(16): 0.88 PHI(25): 1.16
PHI(50): 1.80 PHI(75): 2.55 PHI(84): 2.81
PHI(95): 3.28

SIEVE LOSS(g): 0.00 SILT/CLAY: 0.98%
SKEWNESS: -0.084 KURTOSIS: 0.919

GRAPHIC METHOD

MEAN (PHI): 1.79 SORTING: 0.97
MEAN (mm): 0.29 MEDIAN (mm): 0.29
NOTE: MEAN WAS CALCULATED USING 5 POINT METHOD

MOMENT METHOD

MEAN (PHI): 1.77 SORTING: 0.98
MEAN (mm): 0.29

DATA FILE NAME: VC99-9#2.TAB

GRADATION ANALYSIS REPORT
TOWN OF PALM BEACH
TESTED BY: RW ON: 5/11/99

SAMPLE NO.: VC99 9#3
SAMPLE ELEV. (FT. NGVD): -36.4
SAMPLE DEPTH (FT.): 4.3
SAMPLE TYPE: CORE SAMPLE

USCS DESCRIPTION: SP

DRY SAMPLE WEIGHT (GRAMS): 116.22
SAMPLE WEIGHT AFTER WASH (GRAMS): 114.64

SIEVE SIZE	PHI SIZE	MESH SIZE (mm)	RETAINED (GRAMS)	RETAINED (%)	PASSED (%)
5/8	-4.00	16.000	0.00	0.00	100.00
5/16	-3.00	8.000	0.00	0.00	100.00
5	-2.00	4.000	0.53	0.46	99.54
7	-1.50	2.800	1.40	1.20	98.80
10	-1.00	2.000	1.60	1.38	98.62
14	-0.50	1.400	2.50	2.15	97.85
18	0.00	1.000	4.02	3.46	96.54
25	0.50	0.710	7.30	6.28	93.72
35	1.00	0.500	14.82	12.75	87.25
45	1.50	0.355	25.95	22.33	77.67
60	2.00	0.250	38.32	32.97	67.03
80	2.50	0.180	53.75	46.25	53.75
120	3.00	0.125	91.49	78.72	21.28
170	3.50	0.090	112.95	97.19	2.81
200	3.75	0.075	114.39	98.43	1.57
230	4.00	0.063	115.24	99.16	0.84
PAN			116.20	99.98	0.02

PHI(5): 0.27 PHI(16): 1.17 PHI(25): 1.63
PHI(50): 2.56 PHI(75): 2.94 PHI(84): 3.14
PHI(95): 3.44

SIEVE LOSS(g): 0.02 SILT/CLAY: 1.57%
SKEWNESS: -0.710 KURTOSIS: 0.986

GRAPHIC METHOD

MEAN (PHI): 2.12 SORTING: 0.99
MEAN (mm): 0.23 MEDIAN (mm): 0.17

NOTE: MEAN WAS CALCULATED USING 5 POINT METHOD

MOMENT METHOD

MEAN (PHI): 2.21 SORTING: 1.05
MEAN (mm): 0.22

DATA FILE NAME: VC99-9#3.TAB

GRADATION ANALYSIS REPORT
TOWN OF PALM BEACH
TESTED BY: RW ON: 4/99

SAMPLE NO.: VC99 9#4
SAMPLE ELEV. (FT. NGVD): -37.8
SAMPLE DEPTH (FT.): 5.7
SAMPLE TYPE: CORE SAMPLE

USCS DESCRIPTION: SP

DRY SAMPLE WEIGHT (GRAMS): 93.06
SAMPLE WEIGHT AFTER WASH (GRAMS): 90.78

SIEVE SIZE	PHI SIZE	MESH SIZE (mm)	RETAINED (GRAMS)	RETAINED (%)	PASSED (%)
5/8	-4.00	16.000	0.00	0.00	100.00
5/16	-3.00	8.000	0.00	0.00	100.00
5	-2.00	4.000	0.00	0.00	100.00
7	-1.50	2.800	0.04	0.04	99.96
10	-1.00	2.000	0.06	0.06	99.94
14	-0.50	1.400	0.14	0.15	99.85
18	0.00	1.000	0.24	0.26	99.74
25	0.50	0.710	0.36	0.39	99.61
35	1.00	0.500	0.83	0.89	99.11
45	1.50	0.355	1.98	2.13	97.87
60	2.00	0.250	4.29	4.61	95.39
80	2.50	0.180	10.88	11.69	88.31
120	3.00	0.125	55.96	60.13	39.87
170	3.50	0.090	88.38	94.97	5.03
200	3.75	0.075	90.48	97.23	2.77
230	4.00	0.063	91.87	98.72	1.28
PAN			93.04	99.98	0.02

PHI (5): 2.03	PHI (16): 2.54	PHI (25): 2.64
PHI (50): 2.90	PHI (75): 3.21	PHI (84): 3.34
PHI (95): 3.50		

SIEVE LOSS(g): 0.02	SILT/CLAY: 2.77%
SKEWNESS: -0.326	KURTOSIS: 1.050

GRAPHIC METHOD

MEAN (PHI): 2.86	SORTING: 0.40
MEAN (mm): 0.14	MEDIAN (mm): 0.13

NOTE: MEAN WAS CALCULATED USING 5 POINT METHOD

MOMENT METHOD

MEAN (PHI): 2.86	SORTING: 0.50
MEAN (mm): 0.14	

DATA FILE NAME: VC99-9#4.TAB

GRADATION ANALYSIS REPORT
TOWN OF PALM BEACH
TESTED BY: RW ON: 4/99

SAMPLE NO.: VC99 9#5
SAMPLE ELEV. (FT. NGVD): -39.4
SAMPLE DEPTH (FT.): 7.3
SAMPLE TYPE: CORE SAMPLE

USCS DESCRIPTION: SP

DRY SAMPLE WEIGHT (GRAMS): 109.93
SAMPLE WEIGHT AFTER WASH (GRAMS): 107.00

SIEVE SIZE	PHI SIZE	MESH SIZE (mm)	RETAINED (GRAMS)	RETAINED (%)	PASSED (%)
5/8	-4.00	16.000	0.00	0.00	100.00
5/16	-3.00	8.000	0.51	0.46	99.54
5	-2.00	4.000	2.20	2.00	98.00
7	-1.50	2.800	4.38	3.98	96.02
10	-1.00	2.000	8.15	7.41	92.59
14	-0.50	1.400	14.62	13.30	86.70
18	0.00	1.000	21.89	19.91	80.09
25	0.50	0.710	33.05	30.06	69.94
35	1.00	0.500	47.80	43.48	56.52
45	1.50	0.355	65.81	59.87	40.13
60	2.00	0.250	75.35	68.54	31.46
80	2.50	0.180	96.75	88.01	11.99
120	3.00	0.125	105.63	96.09	3.91
170	3.50	0.090	106.84	97.19	2.81
200	3.75	0.075	106.93	97.27	2.73
230	4.00	0.063	108.46	98.67	1.33
PAN			109.93	100.00	0.00

PHI(5): -1.35 PHI(16): -0.30 PHI(25): 0.25
PHI(50): 1.20 PHI(75): 2.17 PHI(84): 2.40
PHI(95): 2.93

SIEVE LOSS(g): 0.00 SILT/CLAY: 2.73%
SKEWNESS: -0.303 KURTOSIS: 0.917

GRAPHIC METHOD

MEAN (PHI): 0.98 SORTING: 1.35
MEAN (mm): 0.51 MEDIAN (mm): 0.44
NOTE: MEAN WAS CALCULATED USING 5 POINT METHOD

MOMENT METHOD

MEAN (PHI): 1.06 SORTING: 1.33
MEAN (mm): 0.48

DATA FILE NAME: VC99-9#5.TAB

GRADATION ANALYSIS REPORT
TOWN OF PALM BEACH
TESTED BY: RW ON: 4/99

SAMPLE NO.: VC99 9#6
SAMPLE ELEV. (FT. NGVD): -40.4
SAMPLE DEPTH (FT.): 8.3
SAMPLE TYPE: CORE SAMPLE

USCS DESCRIPTION: SP

DRY SAMPLE WEIGHT (GRAMS): 92.45
SAMPLE WEIGHT AFTER WASH (GRAMS): 90.66

SIEVE SIZE	PHI SIZE	MESH SIZE (mm)	RETAINED (GRAMS)	RETAINED (%)	PASSED (%)
5/8	-4.00	16.000	0.00	0.00	100.00
5/16	-3.00	8.000	0.00	0.00	100.00
5	-2.00	4.000	3.43	3.71	96.29
7	-1.50	2.800	6.44	6.97	93.03
10	-1.00	2.000	11.21	12.13	87.87
14	-0.50	1.400	18.65	20.17	79.83
18	0.00	1.000	28.61	30.95	69.05
25	0.50	0.710	43.33	46.87	53.13
35	1.00	0.500	60.55	65.49	34.51
45	1.50	0.355	71.76	77.62	22.38
60	2.00	0.250	78.00	84.37	15.63
80	2.50	0.180	81.47	88.12	11.88
120	3.00	0.125	86.53	93.60	6.40
170	3.50	0.090	89.84	97.18	2.82
200	3.75	0.075	90.47	97.86	2.14
230	4.00	0.063	91.53	99.01	0.99
PAN			92.45	100.00	0.00

PHI(5): -1.80 PHI(16): -0.76 PHI(25): -0.28
PHI(50): 0.58 PHI(75): 1.39 PHI(84): 1.97
PHI(95): 3.20

SIEVE LOSS(g): 0.00 SILT/CLAY: 2.14%
SKEWNESS: 0.083 KURTOSIS: 1.228

GRAPHIC METHOD

MEAN (PHI): 0.64 SORTING: 1.37
MEAN (mm): 0.64 MEDIAN (mm): 0.67

NOTE: MEAN WAS CALCULATED USING 5 POINT METHOD

MOMENT METHOD

MEAN (PHI): 0.57 SORTING: 1.38
MEAN (mm): 0.67

DATA FILE NAME: VC99-9#6.TAB

GRADATION ANALYSIS REPORT
TOWN OF PALM BEACH
TESTED BY: RW ON: 4/99

SAMPLE NO.: VC99 9#7
SAMPLE ELEV. (FT. NGVD): -42.6
SAMPLE DEPTH (FT.): 10.5
SAMPLE TYPE: CORE SAMPLE

USCS DESCRIPTION: SP

DRY SAMPLE WEIGHT (GRAMS): 93.62
SAMPLE WEIGHT AFTER WASH (GRAMS): 91.62

SIEVE SIZE	PHI SIZE	MESH SIZE (mm)	RETAINED (GRAMS)	RETAINED (%)	PASSED (%)
5/8	-4.00	16.000	0.00	0.00	100.00
5/16	-3.00	8.000	2.80	2.99	97.01
5	-2.00	4.000	3.29	3.51	96.49
7	-1.50	2.800	3.76	4.02	95.98
10	-1.00	2.000	4.17	4.45	95.55
14	-0.50	1.400	5.08	5.43	94.57
18	0.00	1.000	6.30	6.73	93.27
25	0.50	0.710	8.16	8.72	91.28
35	1.00	0.500	11.06	11.81	88.19
45	1.50	0.355	15.82	16.90	83.10
60	2.00	0.250	27.17	29.02	70.98
80	2.50	0.180	48.05	51.32	48.68
120	3.00	0.125	74.55	79.63	20.37
170	3.50	0.090	90.47	96.64	3.36
200	3.75	0.075	91.43	97.66	2.34
230	4.00	0.063	92.55	98.86	1.14
PAN			93.62	100.00	0.00

PHI(5): -0.72 PHI(16): 1.41 PHI(25): 1.83
PHI(50): 2.47 PHI(75): 2.92 PHI(84): 3.13
PHI(95): 3.45

SIEVE LOSS(g): 0.00 SILT/CLAY: 2.34%
SKEWNESS: -1.286 KURTOSIS: 1.577

GRAPHIC METHOD

MEAN (PHI): 1.95 SORTING: 0.86
MEAN (mm): 0.26 MEDIAN (mm): 0.18
NOTE: MEAN WAS CALCULATED USING 5 POINT METHOD

MOMENT METHOD

MEAN (PHI): 2.10 SORTING: 1.39
MEAN (mm): 0.23

DATA FILE NAME: VC99-9#7.TAB

GRADATION ANALYSIS REPORT
TOWN OF PALM BEACH
TESTED BY: RW ON: 4/99

SAMPLE NO.: VC99 9#8
SAMPLE ELEV. (FT. NGVD): -44.8
SAMPLE DEPTH (FT.): 12.7
SAMPLE TYPE: CORE SAMPLE

USCS DESCRIPTION: SP

DRY SAMPLE WEIGHT (GRAMS): 88.36
SAMPLE WEIGHT AFTER WASH (GRAMS): 86.44

SIEVE SIZE	PHI SIZE	MESH SIZE (mm)	RETAINED (GRAMS)	RETAINED (%)	PASSED (%)
5/8	-4.00	16.000	0.00	0.00	100.00
5/16	-3.00	8.000	0.00	0.00	100.00
5	-2.00	4.000	0.00	0.00	100.00
7	-1.50	2.800	0.15	0.17	99.83
10	-1.00	2.000	0.39	0.44	99.56
14	-0.50	1.400	1.07	1.21	98.79
18	0.00	1.000	2.20	2.49	97.51
25	0.50	0.710	4.83	5.47	94.53
35	1.00	0.500	10.62	12.02	87.98
45	1.50	0.355	20.45	23.14	76.86
60	2.00	0.250	31.71	35.89	64.11
80	2.50	0.180	40.99	46.39	53.61
120	3.00	0.125	59.43	67.26	32.74
170	3.50	0.090	84.45	95.57	4.43
200	3.75	0.075	86.23	97.59	2.41
230	4.00	0.063	87.32	98.82	1.18
PAN			88.36	100.00	0.00

PHI (5): 0.42	PHI (16): 1.18	PHI (25): 1.57
PHI (50): 2.59	PHI (75): 3.14	PHI (84): 3.30
PHI (95): 3.49		

SIEVE LOSS(g): 0.00	SILT/CLAY: 2.41%
SKEWNESS: -0.596	KURTOSIS: 0.804

GRAPHIC METHOD

MEAN (PHI): 2.19	SORTING: 1.06
MEAN (mm): 0.22	MEDIAN (mm): 0.17
NOTE: MEAN WAS CALCULATED USING 5 POINT METHOD	

MOMENT METHOD

MEAN (PHI): 2.28	SORTING: 1.02
MEAN (mm): 0.21	

DATA FILE NAME: VC99-9#8.TAB

GRADATION ANALYSIS REPORT

TOWN OF PALM BEACH

TESTED BY: ID ON: 10/99

SAMPLE NO.: VC-99#9-9

SAMPLE ELEV. (FT. NGVD): 0.0

SAMPLE DEPTH (FT.): 2.4

SAMPLE TYPE: CORE SAMPLE

USCS DESCRIPTION: SP

DRY SAMPLE WEIGHT (GRAMS): 106.98

SAMPLE WEIGHT AFTER WASH (GRAMS): 106.00

SIEVE SIZE	PHI SIZE	MESH SIZE (mm)	RETAINED (GRAMS)	RETAINED (%)	PASSED (%)
5/8	-4.00	16.000	0.00	0.00	100.00
5/16	-3.00	8.000	0.00	0.00	100.00
5	-2.00	4.000	0.00	0.00	100.00
7	-1.50	2.800	0.00	0.00	100.00
10	-1.00	2.000	0.23	0.21	99.79
14	-0.50	1.400	0.48	0.45	99.55
18	0.00	1.000	0.86	0.80	99.20
25	0.50	0.710	1.84	1.72	98.28
35	1.00	0.500	3.96	3.70	96.30
45	1.50	0.355	8.06	7.53	92.47
60	2.00	0.250	15.94	14.90	85.10
80	2.50	0.180	24.87	23.25	76.75
120	3.00	0.125	50.73	47.42	52.58
170	3.50	0.090	104.88	98.04	1.96
200	3.75	0.075	105.91	99.00	1.00
230	4.00	0.063	106.46	99.51	0.49
PAN			106.96	99.98	0.02

PHI (5): 1.17	PHI (16): 2.07	PHI (25): 2.54
PHI (50): 3.03	PHI (75): 3.27	PHI (84): 3.36
PHI (95): 3.47		

SIEVE LOSS (g): 0.02	SILT/CLAY: 1.00%
SKEWNESS: -1.090	KURTOSIS: 1.281

GRAPHIC METHOD

MEAN (PHI): 2.62	SORTING: 0.65
MEAN (mm): 0.16	MEDIAN (mm): 0.12

NOTE: MEAN WAS CALCULATED USING 5 POINT METHOD

MOMENT METHOD

MEAN (PHI): 2.75	SORTING: 0.75
MEAN (mm): 0.15	

DATA FILE NAME: VC-99#9-9.TAB

GRADATION ANALYSIS REPORT
TOWN OF PALM BEACH
TESTED BY: ID ON: 10/99

SAMPLE NO.: VC-99#9-10
SAMPLE ELEV. (FT. NGVD): 0.0
SAMPLE DEPTH (FT.): 5.5
SAMPLE TYPE: CORE SAMPLE

USCS DESCRIPTION: SP

DRY SAMPLE WEIGHT (GRAMS): 100.40
SAMPLE WEIGHT AFTER WASH (GRAMS): 98.21

SIEVE SIZE	PHI SIZE	MESH SIZE (mm)	RETAINED (GRAMS)	RETAINED (%)	PASSED (%)
5/8	-4.00	16.000	0.00	0.00	100.00
5/16	-3.00	8.000	0.26	0.26	99.74
5	-2.00	4.000	0.55	0.55	99.45
7	-1.50	2.800	0.93	0.93	99.07
10	-1.00	2.000	1.41	1.40	98.60
14	-0.50	1.400	2.37	2.36	97.64
18	0.00	1.000	3.53	3.52	96.48
25	0.50	0.710	5.52	5.50	94.50
35	1.00	0.500	9.91	9.87	90.13
45	1.50	0.355	15.35	15.29	84.71
60	2.00	0.250	23.28	23.19	76.81
80	2.50	0.180	35.10	34.96	65.04
120	3.00	0.125	65.26	65.00	35.00
170	3.50	0.090	96.73	96.34	3.66
200	3.75	0.075	97.87	97.48	2.52
230	4.00	0.063	99.28	98.88	1.12
PAN			100.39	99.99	0.01

PHI(5): 0.37 PHI(16): 1.55 PHI(25): 2.08
PHI(50): 2.75 PHI(75): 3.16 PHI(84): 3.30
PHI(95): 3.48

SIEVE LOSS(g): 0.01 SILT/CLAY: 2.52%
SKEWNESS: -0.937 KURTOSIS: 1.175

GRAPHIC METHOD

MEAN (PHI): 2.29 SORTING: 0.88
MEAN (mm): 0.20 MEDIAN (mm): 0.15
NOTE: MEAN WAS CALCULATED USING 5 POINT METHOD

MOMENT METHOD

MEAN (PHI): 2.44 SORTING: 1.05
MEAN (mm): 0.18

DATA FILE NAME: VC-99#9-10.TAB

GRADATION ANALYSIS REPORT
TOWN OF PALM BEACH
TESTED BY: ID ON: 10/99

SAMPLE NO.: VC-99#9-11
SAMPLE ELEV. (FT. NGVD): 0.0
SAMPLE DEPTH (FT.): 6.2
SAMPLE TYPE: CORE SAMPLE

USCS DESCRIPTION: SP

DRY SAMPLE WEIGHT (GRAMS): 101.64
SAMPLE WEIGHT AFTER WASH (GRAMS): 96.70

SIEVE SIZE	PHI SIZE	MESH SIZE (mm)	RETAINED (GRAMS)	RETAINED (%)	PASSED (%)
5/8	-4.00	16.000	0.00	0.00	100.00
5/16	-3.00	8.000	0.93	0.91	99.09
5	-2.00	4.000	1.01	0.99	99.01
7	-1.50	2.800	1.06	1.04	98.96
10	-1.00	2.000	1.21	1.19	98.81
14	-0.50	1.400	1.60	1.57	98.43
18	0.00	1.000	2.19	2.15	97.85
25	0.50	0.710	3.71	3.65	96.35
35	1.00	0.500	6.89	6.78	93.22
45	1.50	0.355	11.21	11.03	88.97
60	2.00	0.250	19.70	19.38	80.62
80	2.50	0.180	33.63	33.09	66.91
120	3.00	0.125	67.16	66.08	33.92
170	3.50	0.090	95.63	94.09	5.91
200	3.75	0.075	96.61	95.05	4.95
230	4.00	0.063	99.15	97.55	2.45
PAN			101.64	100.00	0.00

PHI (5): 0.72 PHI (16): 1.80 PHI (25): 2.20
PHI (50): 2.76 PHI (75): 3.16 PHI (84): 3.32
PHI (95): 3.74

SIEVE LOSS (g): 0.00 SILT/CLAY: 4.95%
SKEWNESS: -0.696 KURTOSIS: 1.297

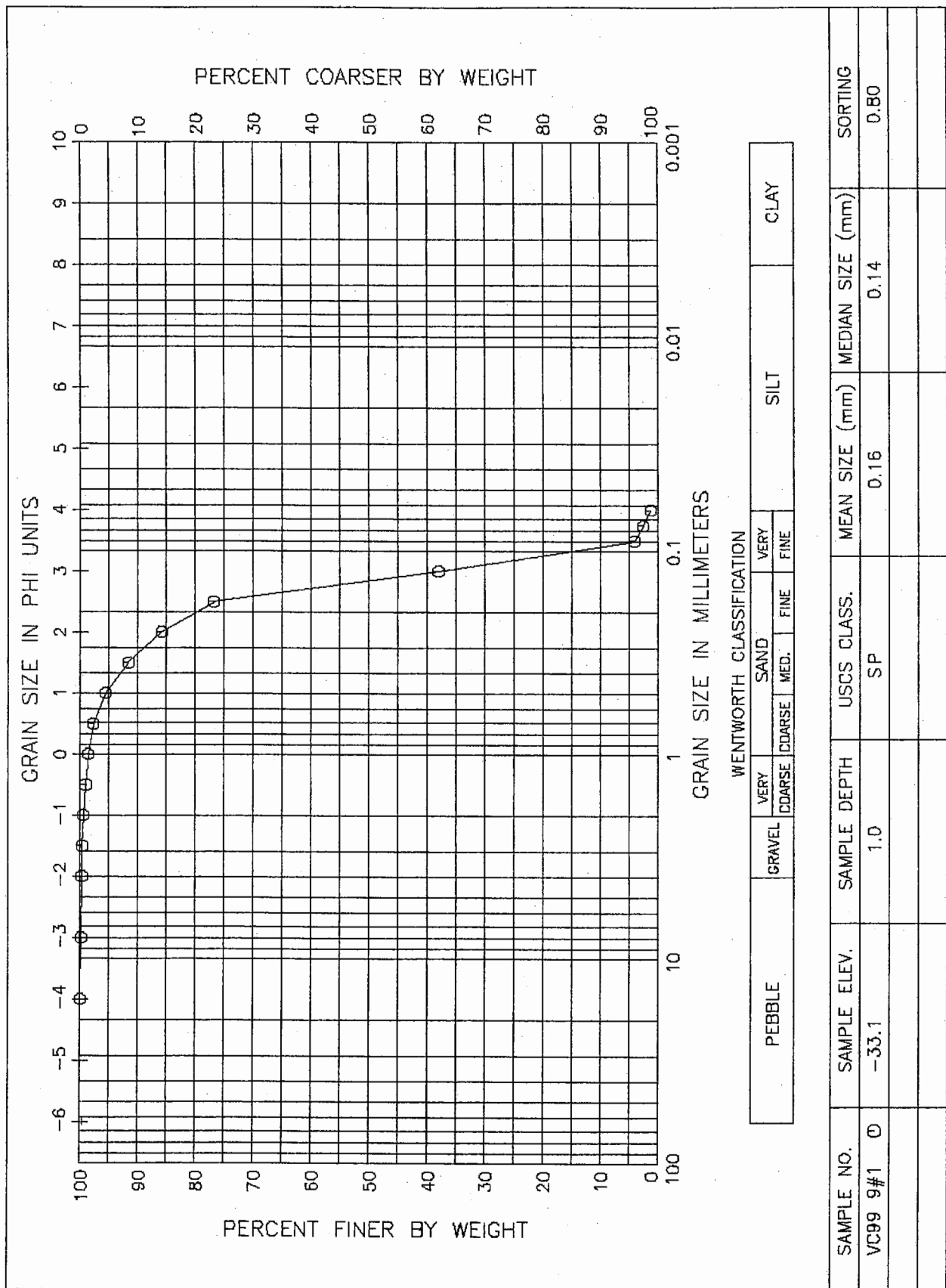
GRAPHIC METHOD

MEAN (PHI): 2.47 SORTING: 0.76
MEAN (mm): 0.18 MEDIAN (mm): 0.15
NOTE: MEAN WAS CALCULATED USING 5 POINT METHOD

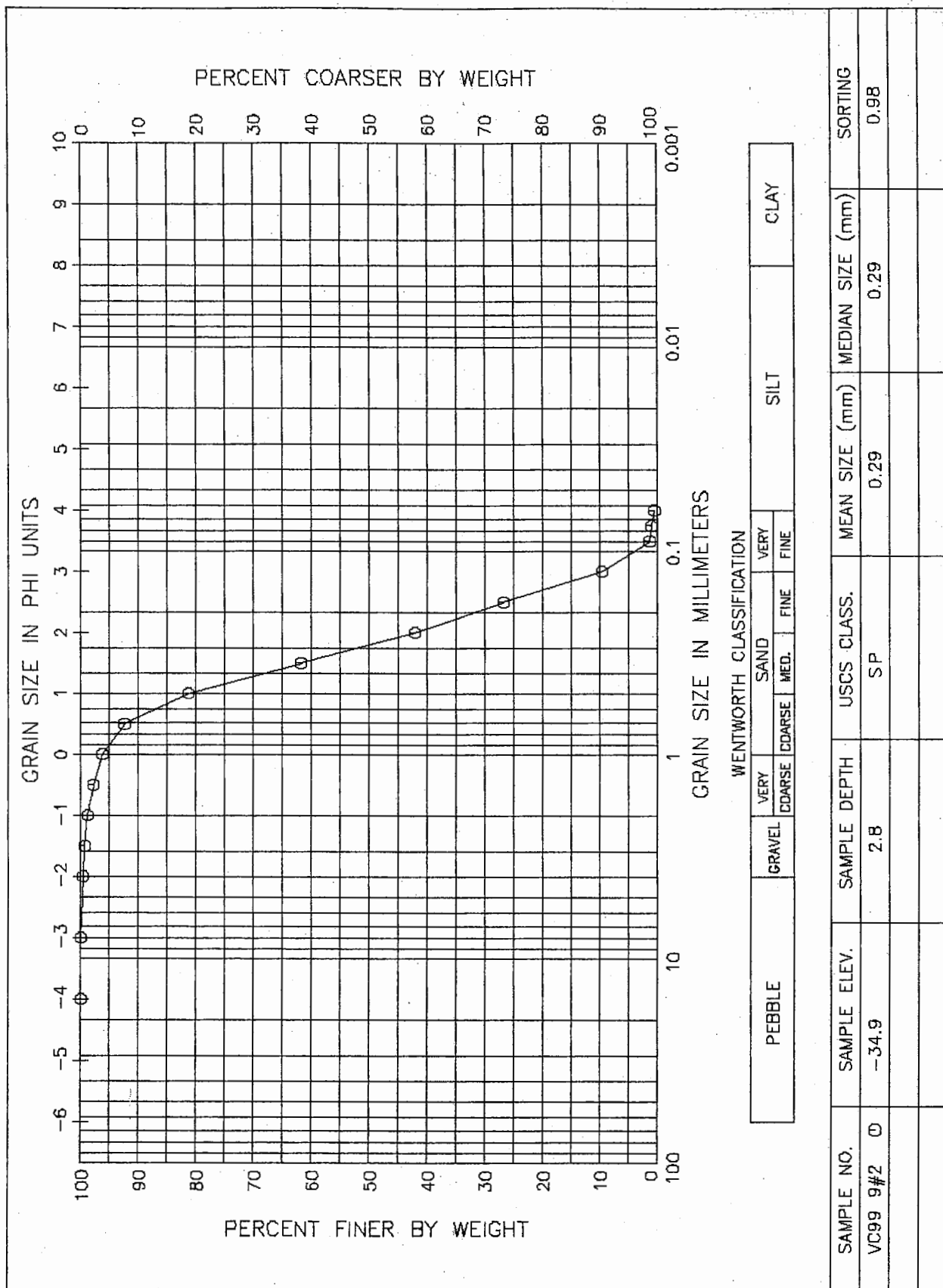
MOMENT METHOD

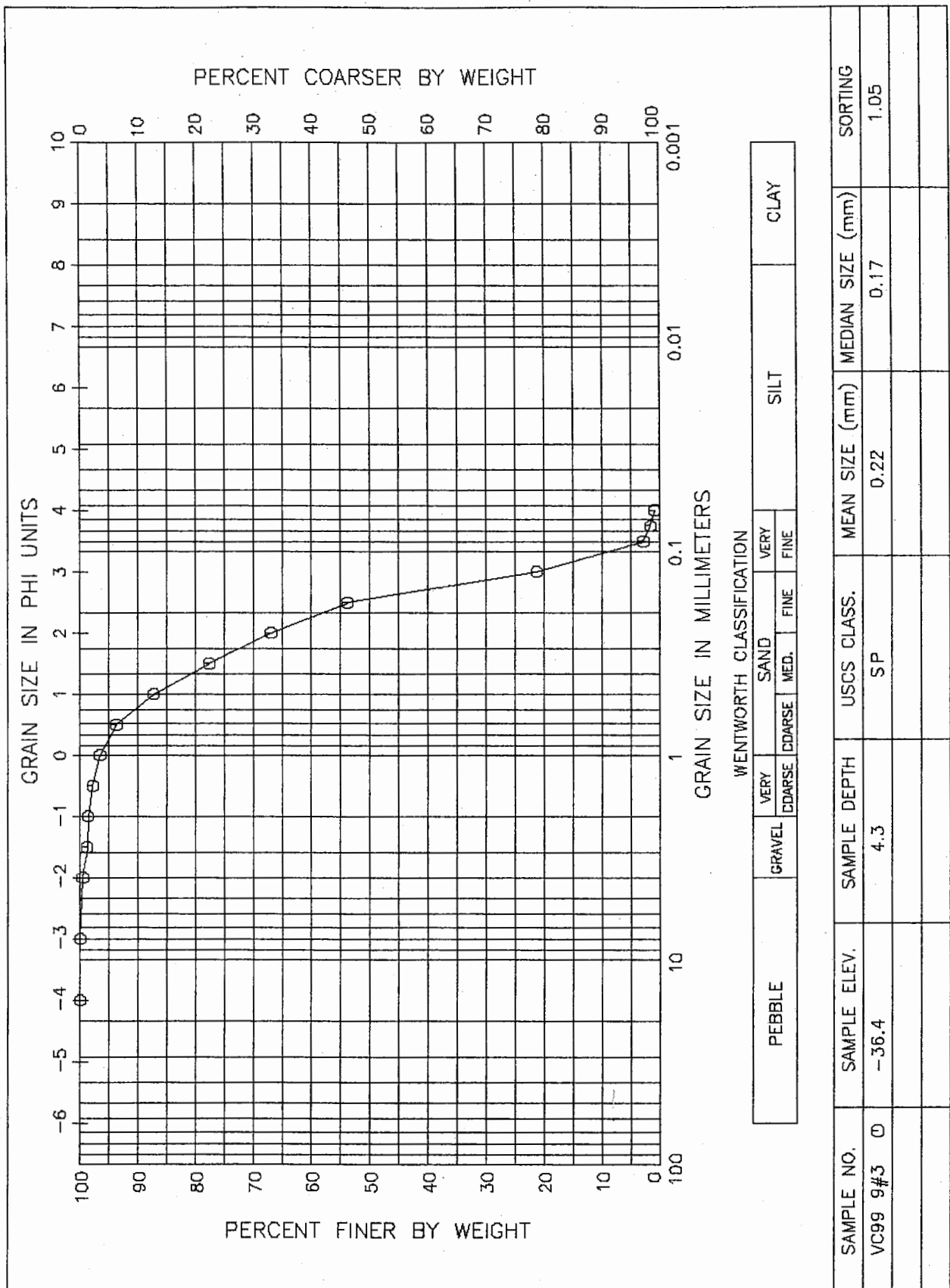
MEAN (PHI): 2.50 SORTING: 1.01
MEAN (mm): 0.18

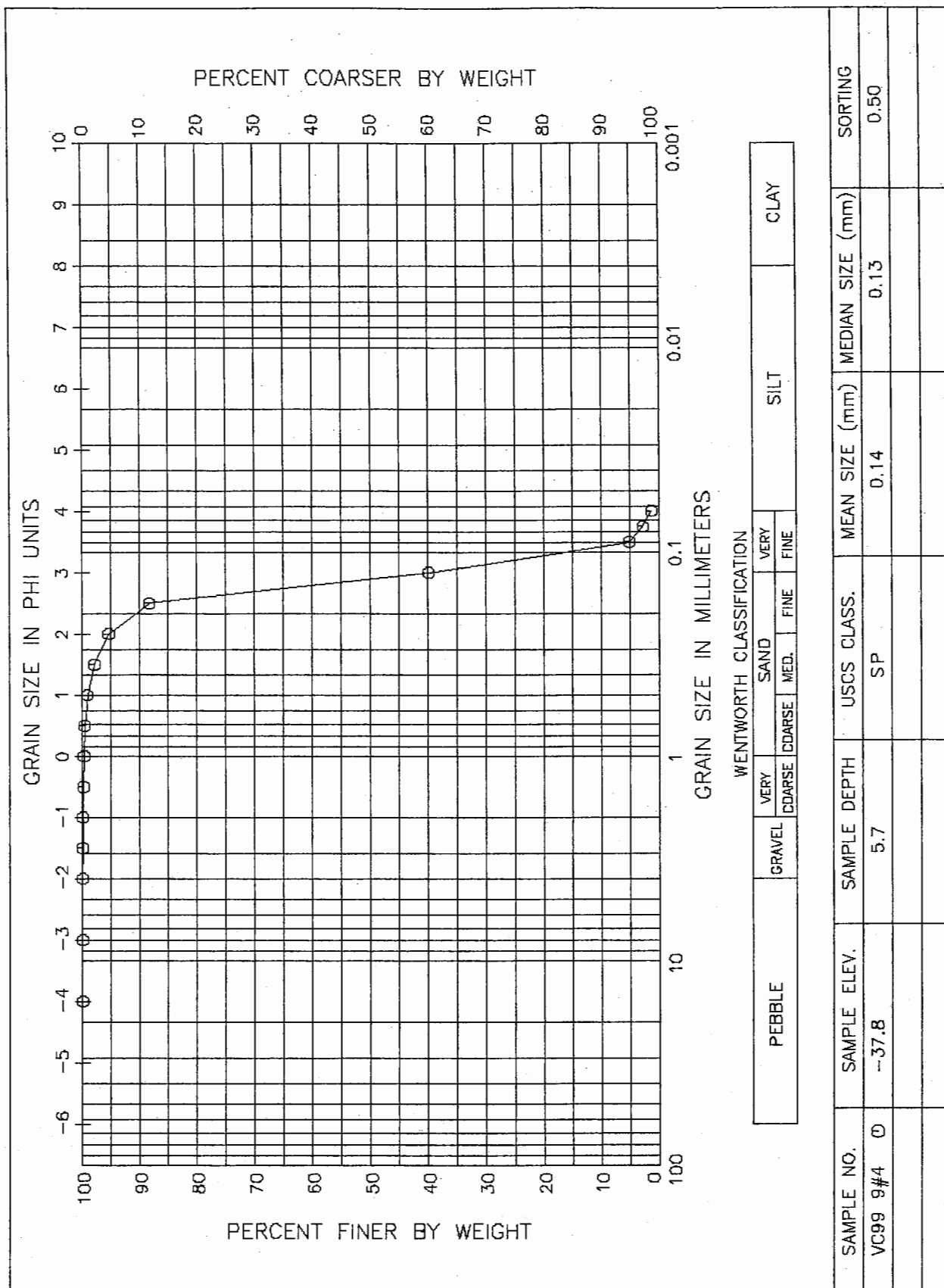
DATA FILE NAME: VC-99#9-11.TAB

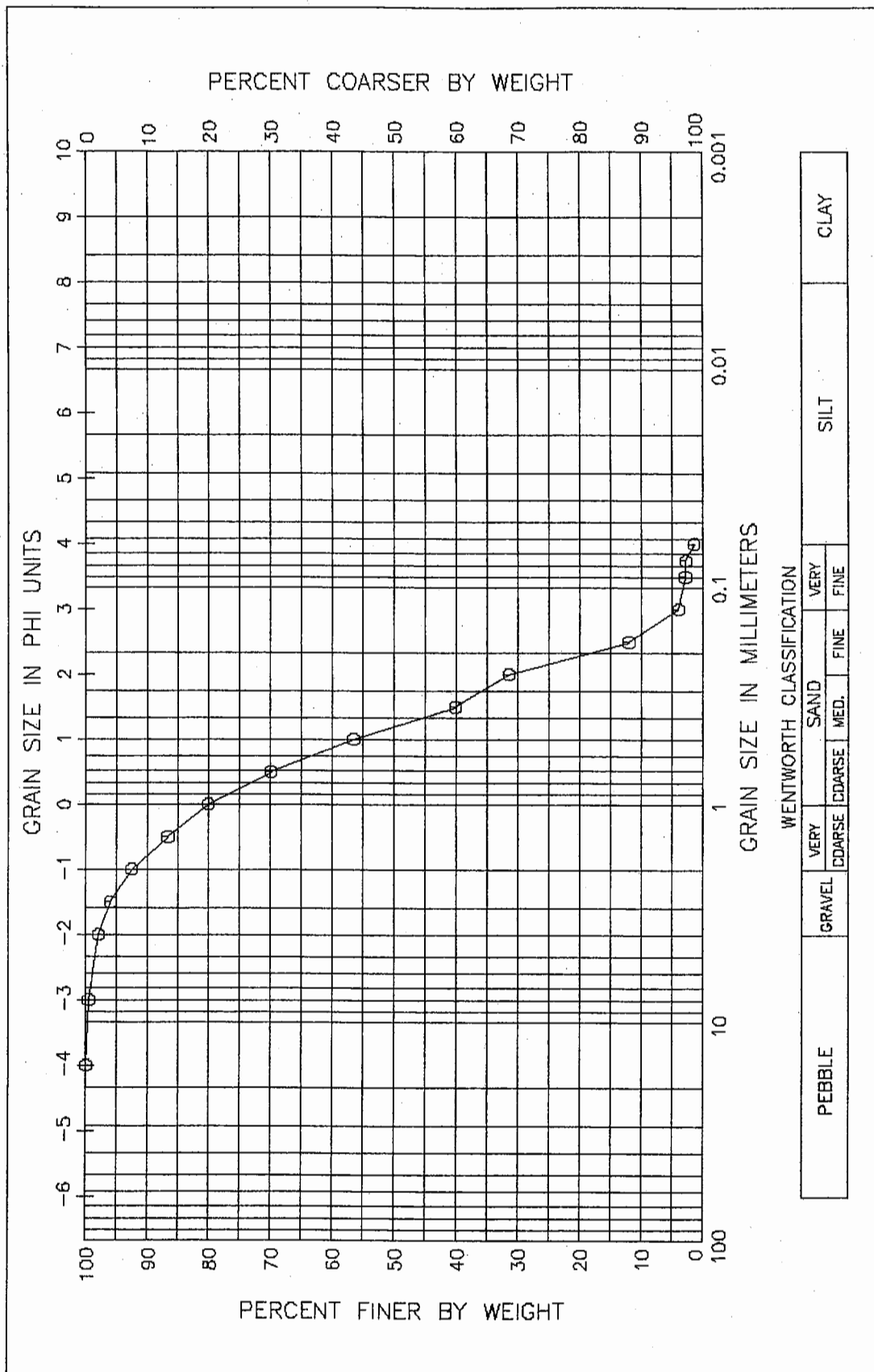


GRAIN SIZE DISTRIBUTION CURVE
TOWN OF PALM BEACH



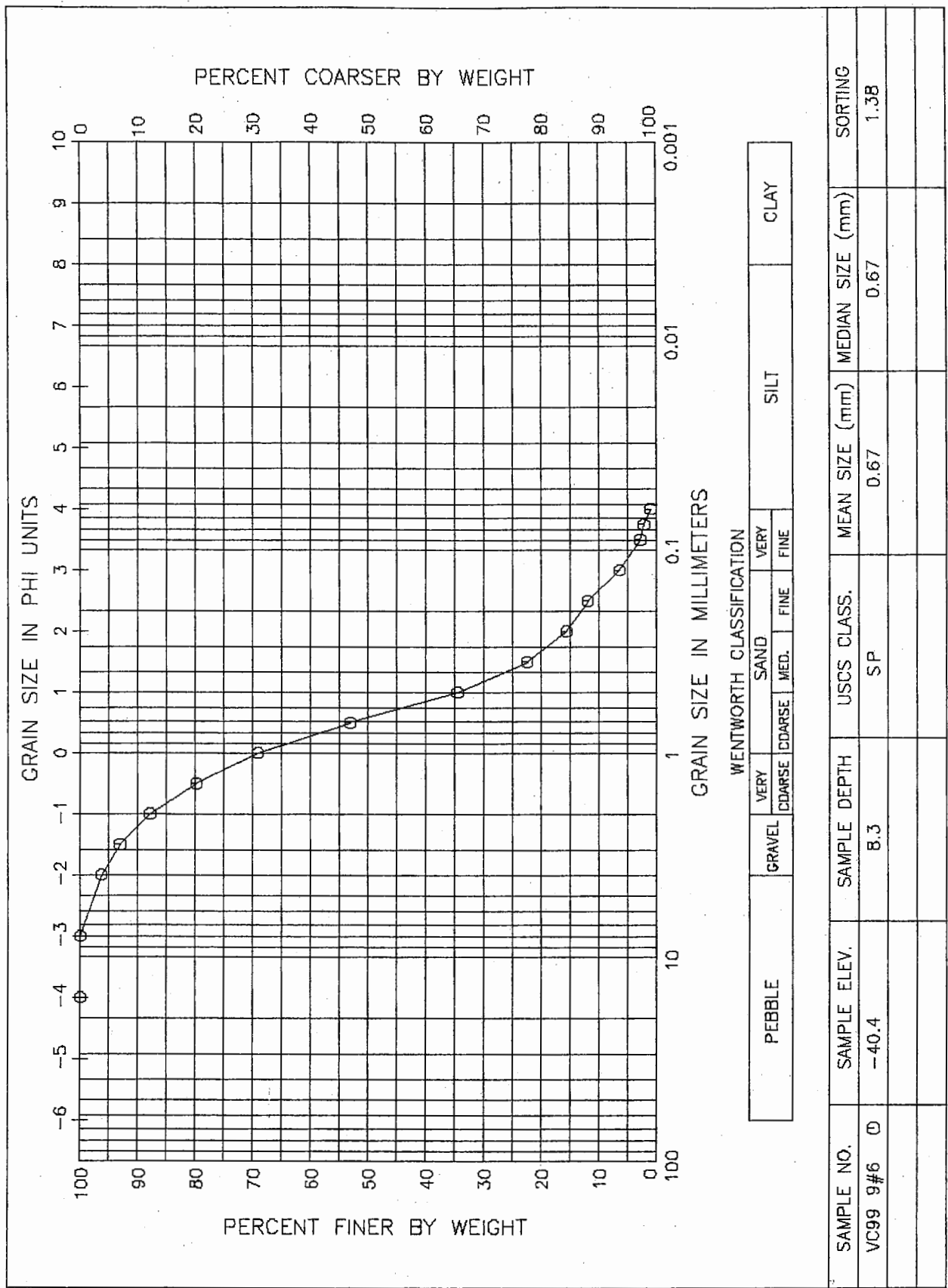


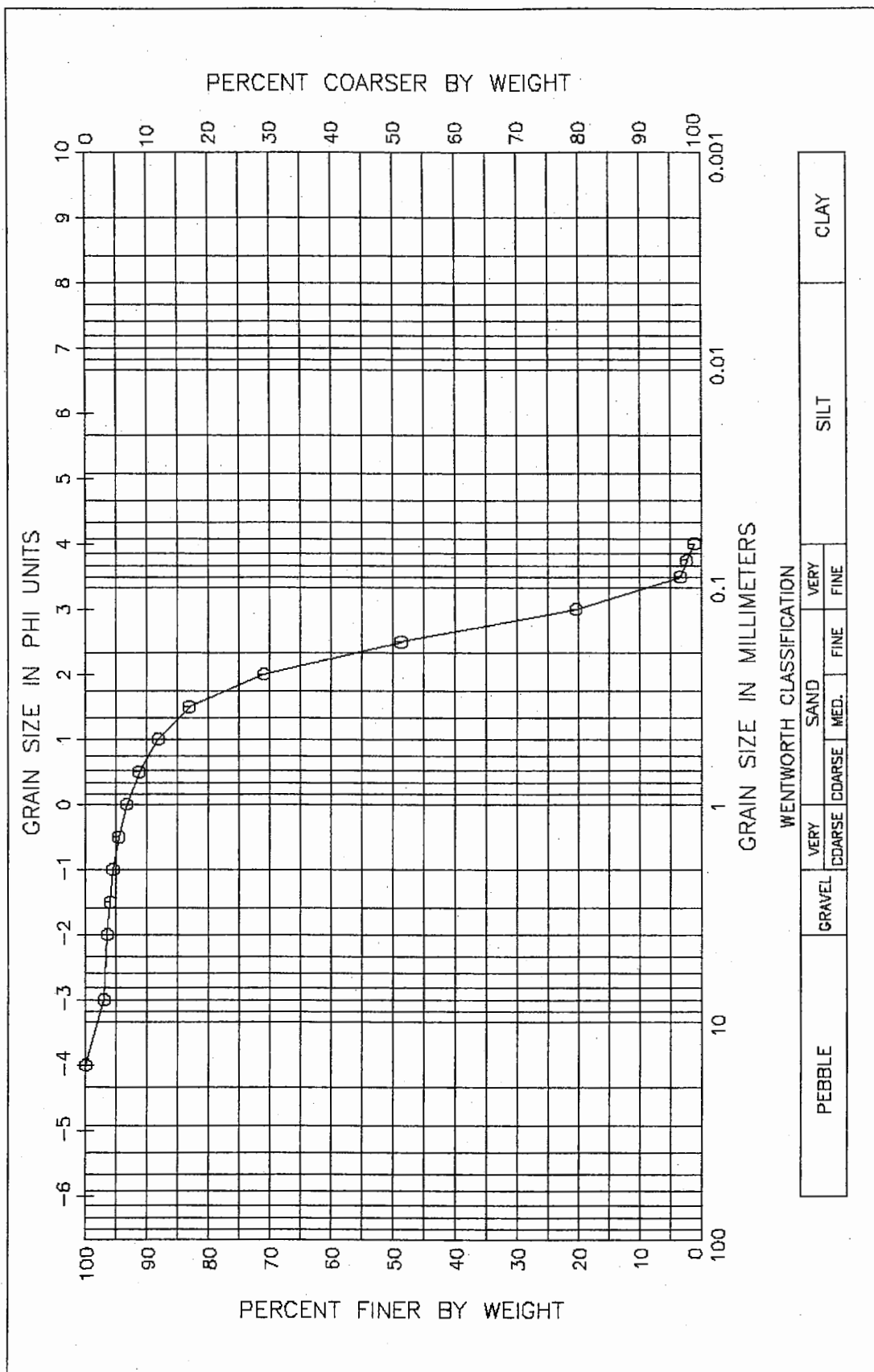




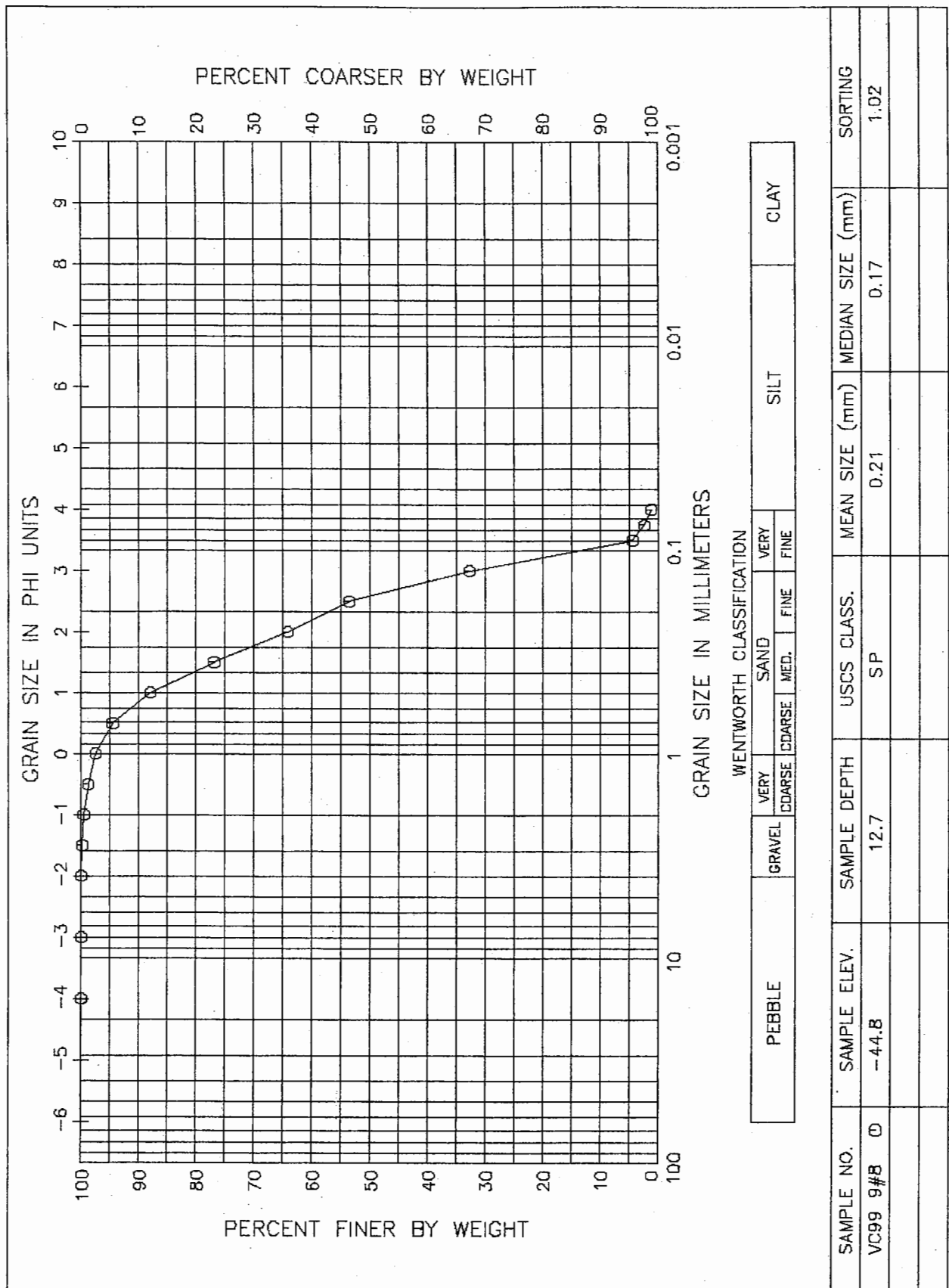
SAMPLE NO.	SAMPLE ELEV.	SAMPLE DEPTH	USCS CLASS.	MEAN SIZE (mm)	MEDIAN SIZE (mm)	SORTING
VC99 9#5 ①	-39.4	7.3	SP	0.48	0.44	1.33

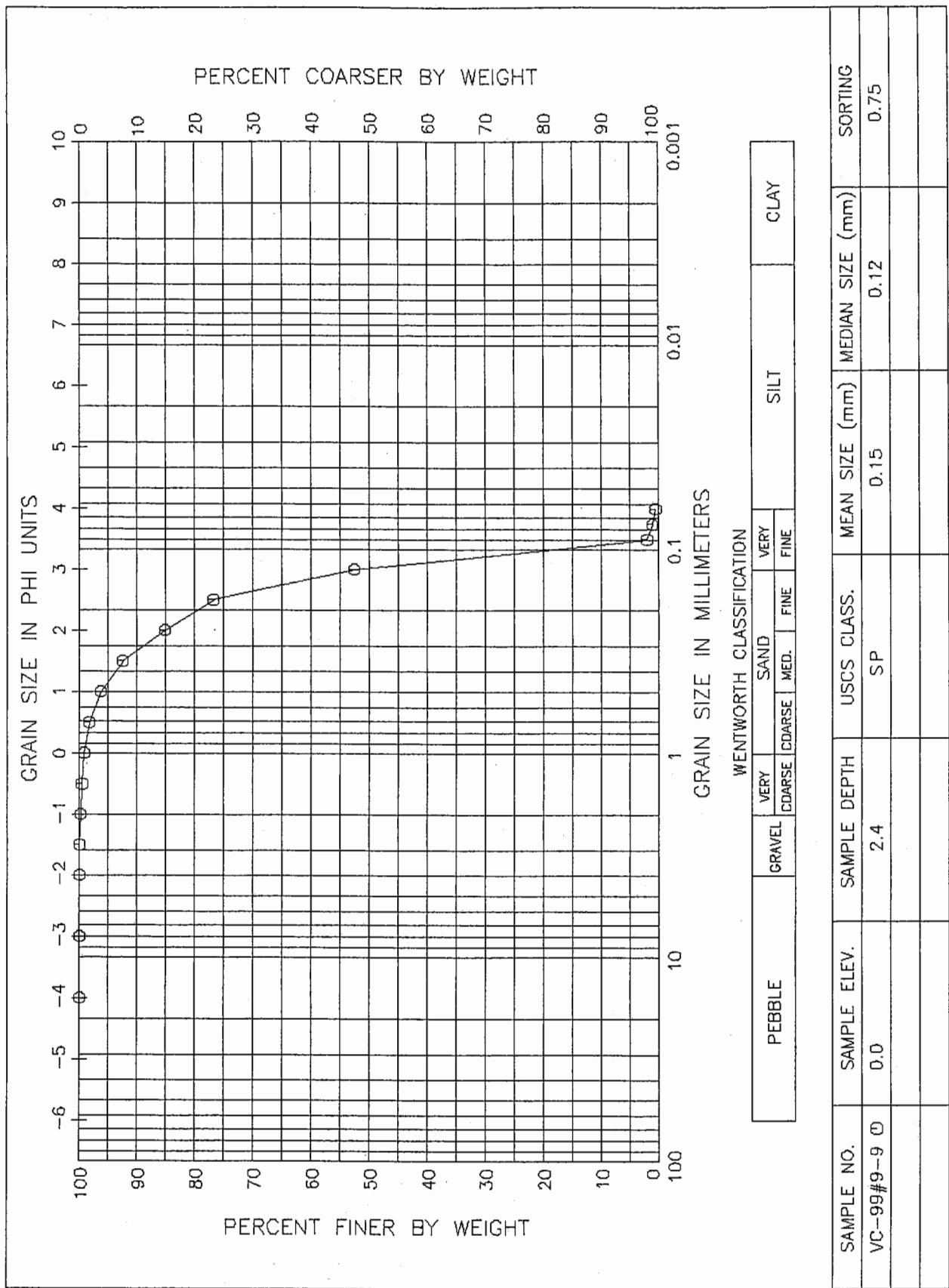
GRAIN SIZE DISTRIBUTION CURVE
TOWN OF PALM BEACH



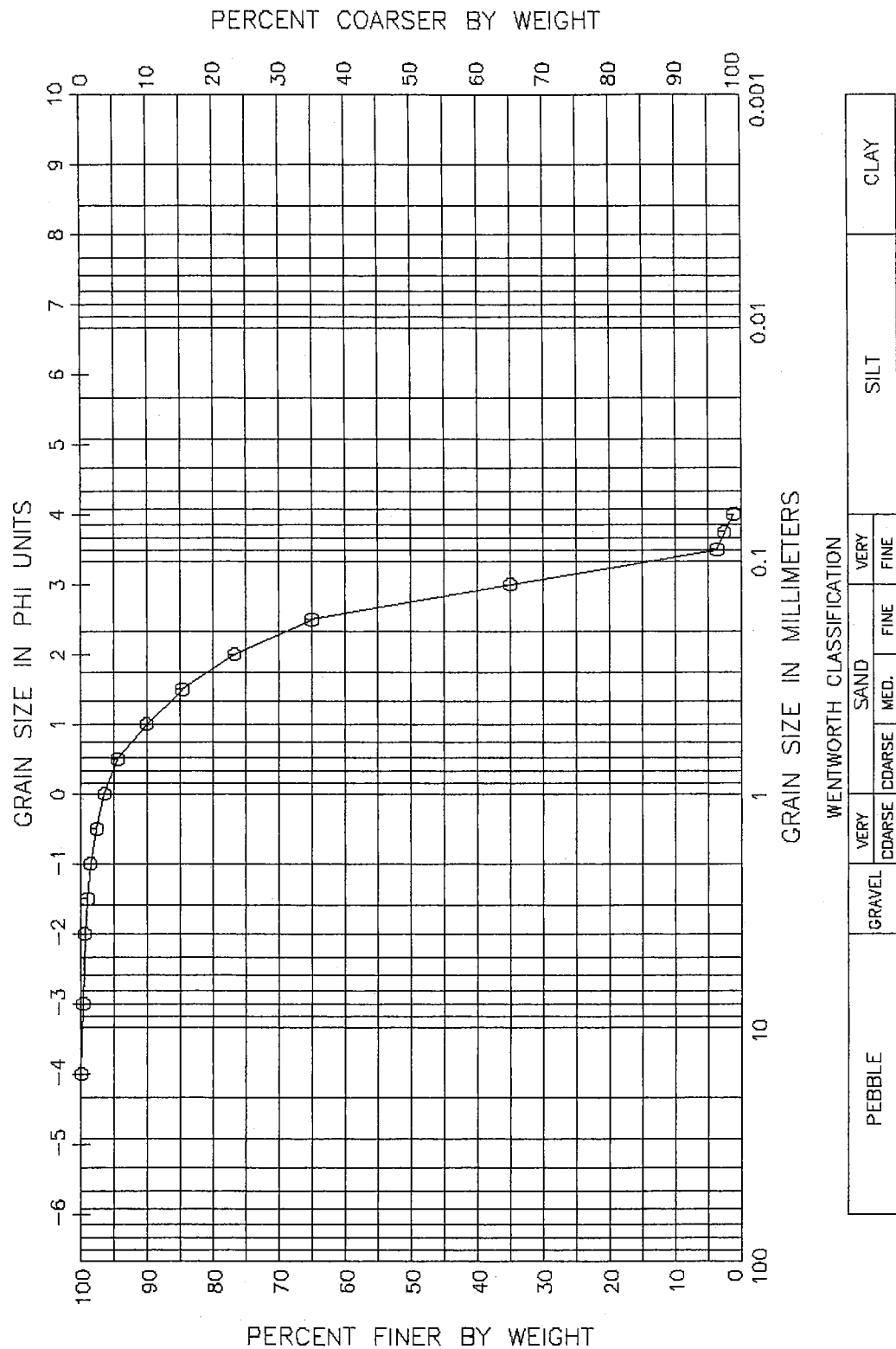


SAMPLE NO.	SAMPLE ELEV.	SAMPLE DEPTH	USCS CLASS.	MEAN SIZE (mm)	MEDIAN SIZE (mm)	SORTING
VC99 9#7 0	-42.6	10.5	SP	0.23	0.18	1.39





GRAIN SIZE DISTRIBUTION CURVE
TOWN OF PALM BEACH



SAMPLE NO.	SAMPLE ELEV.	SAMPLE DEPTH	USCS CLASS.	MEAN SIZE (mm)	MEDIAN SIZE (mm)	SORTING
VC-99#9-100	0.0	5.5	SP	0.18	0.15	1.05

GRAIN SIZE DISTRIBUTION CURVE
TOWN OF PALM BEACH