

GRADATION ANALYSIS REPORT
TOWN OF PALM BEACH
TESTED BY: ID ON: 4/99

SAMPLE NO.: VC99 6#1
SAMPLE ELEV. (FT. NGVD): -49.0
SAMPLE DEPTH (FT.): 3.0
SAMPLE TYPE: CORE SAMPLE

USCS DESCRIPTION: SP

DRY SAMPLE WEIGHT (GRAMS): 86.62
SAMPLE WEIGHT AFTER WASH (GRAMS): 82.95

SIEVE SIZE	PHI SIZE	MESH SIZE (mm)	RETAINED (GRAMS)	RETAINED (%)	PASSED (%)
5/8	-4.00	16.000	0.00	0.00	100.00
5/16	-3.00	8.000	0.00	0.00	100.00
5	-2.00	4.000	0.43	0.50	99.50
7	-1.50	2.800	0.75	0.87	99.13
10	-1.00	2.000	1.32	1.52	98.48
14	-0.50	1.400	2.12	2.45	97.55
18	0.00	1.000	3.18	3.67	96.33
25	0.50	0.710	5.02	5.80	94.20
35	1.00	0.500	8.97	10.36	89.64
45	1.50	0.355	14.95	17.26	82.74
60	2.00	0.250	24.37	28.13	71.87
80	2.50	0.180	41.42	47.82	52.18
120	3.00	0.125	74.42	85.92	14.08
170	3.50	0.090	82.52	95.27	4.73
200	3.75	0.075	82.84	95.64	4.36
230	4.00	0.063	84.70	97.78	2.22
PAN			86.55	99.92	0.08

PHI(5): 0.31 PHI(16): 1.41 PHI(25): 1.86
PHI(50): 2.53 PHI(75): 2.86 PHI(84): 2.97
PHI(95): 3.49

SIEVE LOSS(g): 0.07 SILT/CLAY: 4.36%
SKEWNESS: -0.804 KURTOSIS: 1.299

GRAPHIC METHOD

MEAN (PHI): 2.14 SORTING: 0.78
MEAN (mm): 0.23 MEDIAN (mm): 0.17
NOTE: MEAN WAS CALCULATED USING 5 POINT METHOD

MOMENT METHOD

MEAN (PHI): 2.22 SORTING: 0.98
MEAN (mm): 0.21

DATA FILE NAME: VC99-6#1.TAB

GRADATION ANALYSIS REPORT

TOWN OF PALM BEACH

TESTED BY: ID ON: 4/99

SAMPLE NO.: VC99 6#2

SAMPLE ELEV. (FT. NGVD): -56.0

SAMPLE DEPTH (FT.): 10.0

SAMPLE TYPE: CORE SAMPLE

USCS DESCRIPTION: SP

DRY SAMPLE WEIGHT (GRAMS): 83.74

SAMPLE WEIGHT AFTER WASH (GRAMS): 81.86

SIEVE SIZE	PHI SIZE	MESH SIZE (mm)	RETAINED (GRAMS)	RETAINED (%)	PASSED (%)
5/8	-4.00	16.000	0.00	0.00	100.00
5/16	-3.00	8.000	0.00	0.00	100.00
5	-2.00	4.000	0.06	0.07	99.93
7	-1.50	2.800	0.32	0.38	99.62
10	-1.00	2.000	0.72	0.86	99.14
14	-0.50	1.400	0.73	0.87	99.13
18	0.00	1.000	0.95	1.13	98.87
25	0.50	0.710	1.40	1.67	98.33
35	1.00	0.500	2.42	2.89	97.11
45	1.50	0.355	4.29	5.12	94.88
60	2.00	0.250	8.02	9.58	90.42
80	2.50	0.180	18.90	22.57	77.43
120	3.00	0.125	63.45	75.77	24.23
170	3.50	0.090	81.26	97.04	2.96
200	3.75	0.075	81.71	97.58	2.42
230	4.00	0.063	82.75	98.82	1.18
PAN			83.72	99.98	0.02

PHI (5): 1.47

PHI (16): 2.25

PHI (25): 2.52

PHI (50): 2.76

PHI (75): 2.99

PHI (84): 3.19

PHI (95): 3.45

SIEVE LOSS (g): 0.02

SILT/CLAY: 2.42%

SKEWNESS: -0.625

KURTOSIS: 1.726

GRAPHIC METHOD

MEAN (PHI): 2.62

SORTING: 0.47

MEAN (mm): 0.16

MEDIAN (mm): 0.15

NOTE: MEAN WAS CALCULATED USING 5 POINT METHOD

MOMENT METHOD

MEAN (PHI): 2.65

SORTING: 0.68

MEAN (mm): 0.16

DATA FILE NAME: VC99-6#2.TAB

GRADATION ANALYSIS REPORT

TOWN OF PALM BEACH

TESTED BY: ID

ON: 4/99

SAMPLE NO.: VC99 6#3

SAMPLE ELEV. (FT. NGVD): -62.0

SAMPLE DEPTH (FT.): 16.0

SAMPLE TYPE: CORE SAMPLE

USCS DESCRIPTION: SP

DRY SAMPLE WEIGHT (GRAMS): 82.76

SAMPLE WEIGHT AFTER WASH (GRAMS): 81.17

SIEVE SIZE	PHI SIZE	MESH SIZE (mm)	RETAINED (GRAMS)	RETAINED (%)	PASSED (%)
5/8	-4.00	16.000	0.00	0.00	100.00
5/16	-3.00	8.000	0.00	0.00	100.00
5	-2.00	4.000	0.00	0.00	100.00
7	-1.50	2.800	0.06	0.07	99.93
10	-1.00	2.000	0.17	0.21	99.79
14	-0.50	1.400	0.39	0.47	99.53
18	0.00	1.000	0.62	0.75	99.25
25	0.50	0.710	1.06	1.28	98.72
35	1.00	0.500	1.97	2.38	97.62
45	1.50	0.355	3.87	4.68	95.32
60	2.00	0.250	8.36	10.10	89.90
80	2.50	0.180	20.80	25.13	74.87
120	3.00	0.125	58.59	70.80	29.20
170	3.50	0.090	79.88	96.52	3.48
200	3.75	0.075	81.00	97.87	2.13
230	4.00	0.063	81.92	98.98	1.02
PAN			82.71	99.94	0.06

PHI(5): 1.53

PHI(16): 2.20

PHI(25): 2.50

PHI(50): 2.77

PHI(75): 3.08

PHI(84): 3.26

PHI(95): 3.47

SIEVE LOSS(g): 0.05

SILT/CLAY: 2.13%

SKEWNESS: -0.513

KURTOSIS: 1.357

GRAPHIC METHOD

MEAN (PHI): 2.65

SORTING: 0.53

MEAN (mm): 0.16

MEDIAN (mm): 0.15

NOTE: MEAN WAS CALCULATED USING 5 POINT METHOD

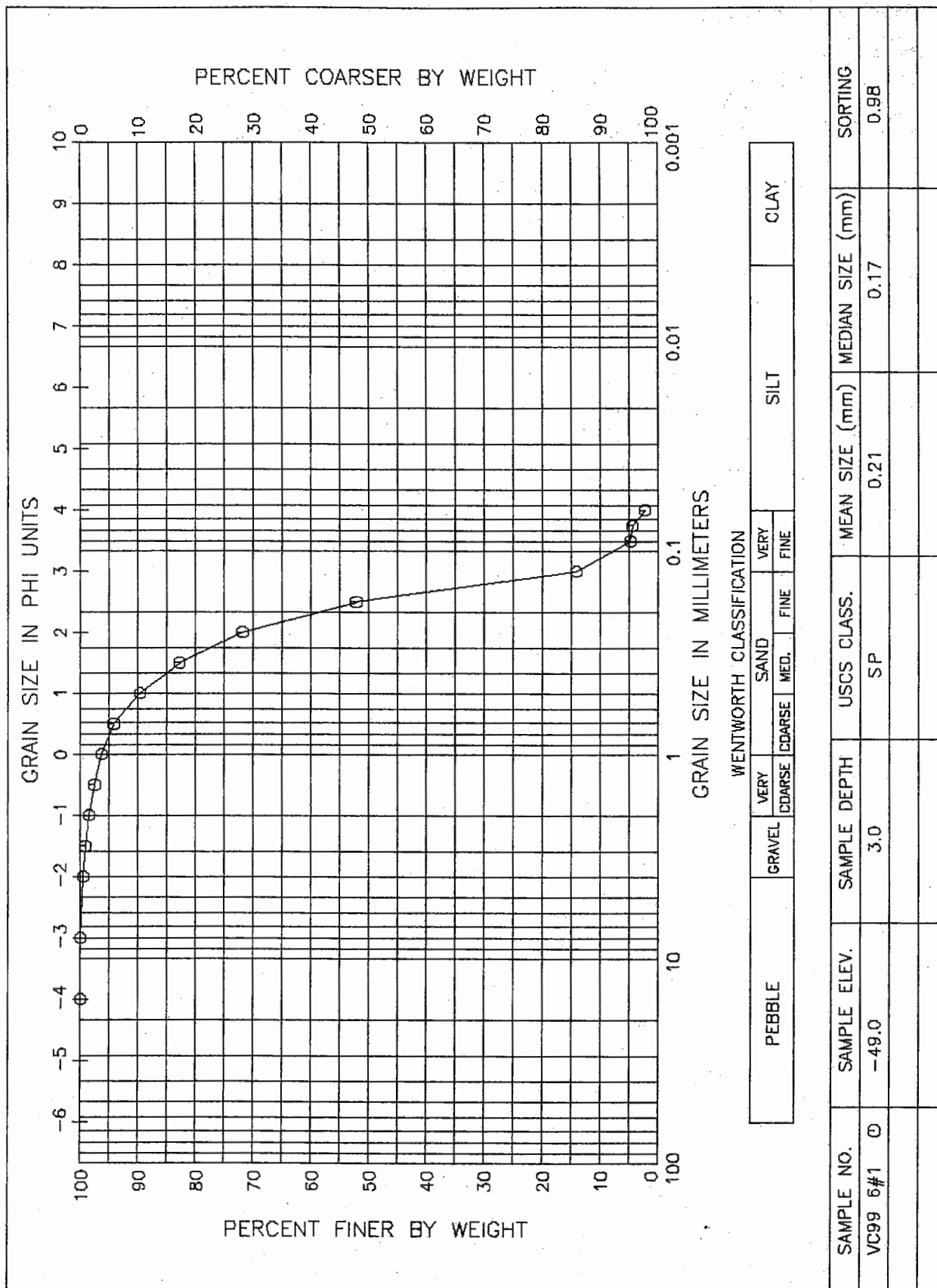
MOMENT METHOD

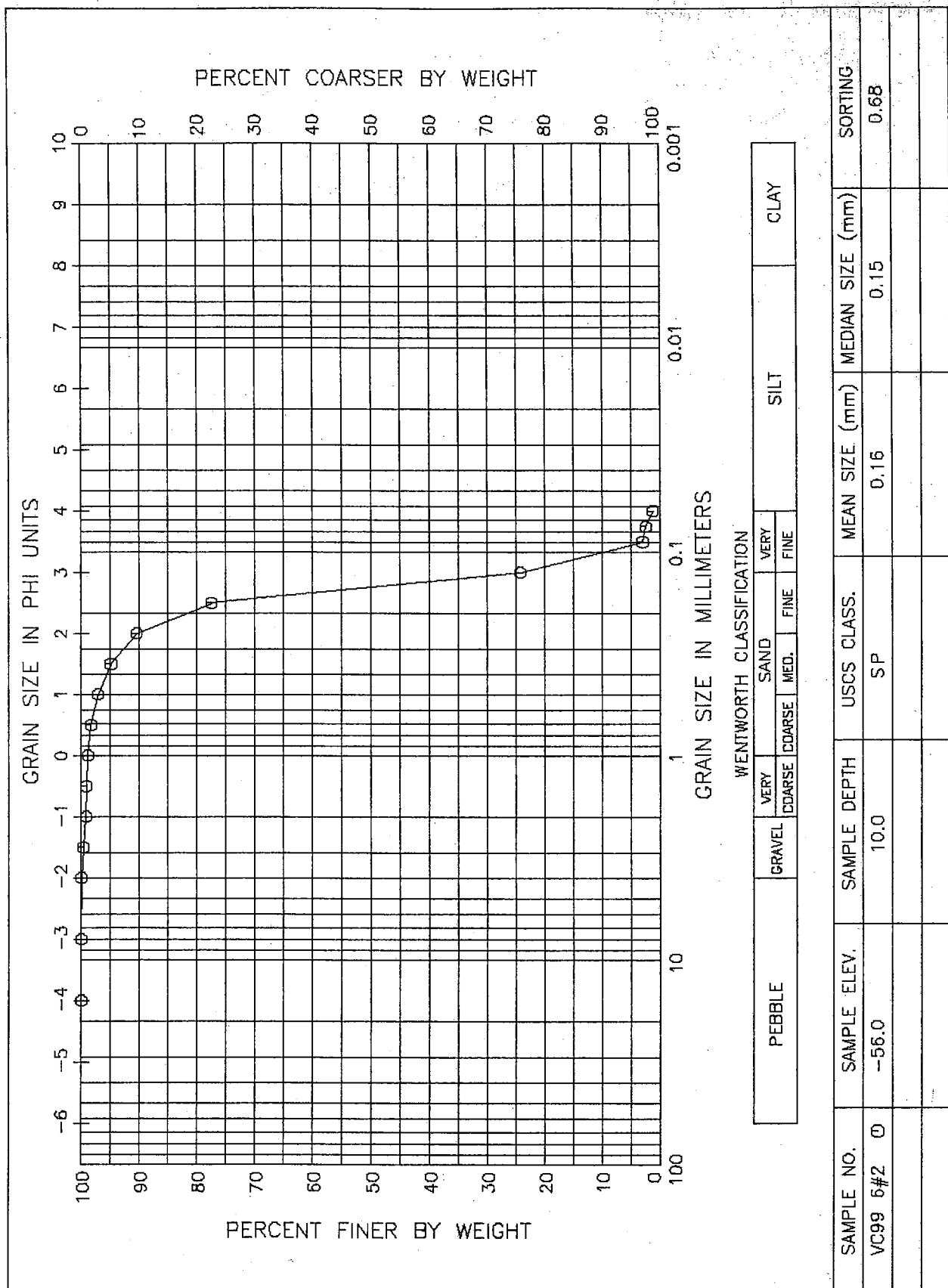
MEAN (PHI): 2.68

SORTING: 0.63

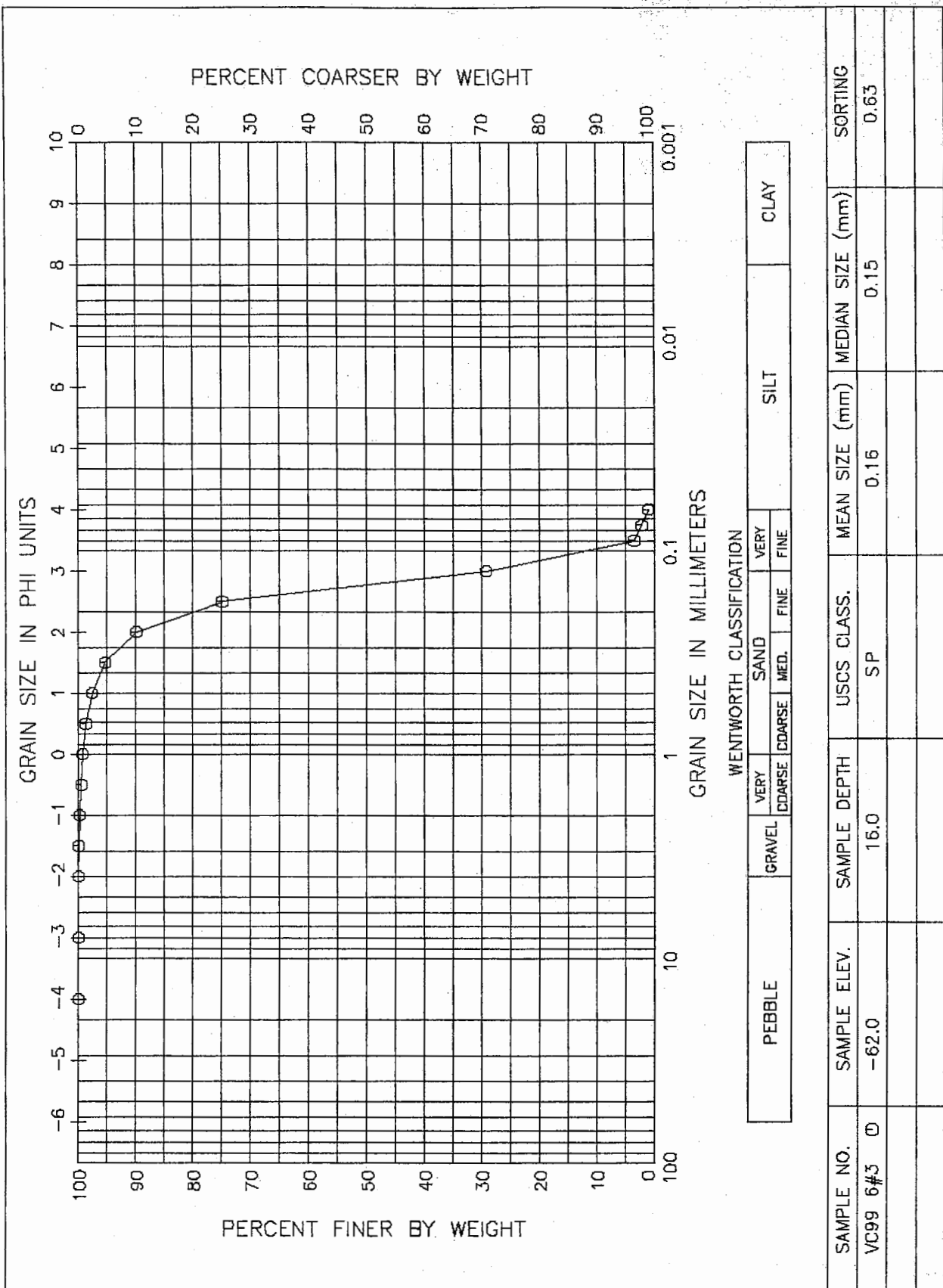
MEAN (mm): 0.16

DATA FILE NAME: VC99-6#3.TAB





GRAIN SIZE DISTRIBUTION CURVE
TOWN OF PALM BEACH



GRAIN SIZE DISTRIBUTION CURVE
TOWN OF PALM BEACH