

GRADATION ANALYSIS REPORT

TOWN OF PALM BEACH

TESTED BY: RW ON: 6/17/99

SAMPLE NO.: VC99-73 #1
SAMPLE ELEV. (FT. NGVD): -42.0
SAMPLE DEPTH (FT.): 4.0
SAMPLE TYPE: CORE SAMPLE

USCS DESCRIPTION: SP

DRY SAMPLE WEIGHT (GRAMS): 174.67
SAMPLE WEIGHT AFTER WASH (GRAMS): 172.08

SIEVE SIZE	PHI SIZE	MESH SIZE (mm)	RETAINED (GRAMS)	RETAINED (%)	PASSED (%)
5/8	-4.00	16.000	0.00	0.00	100.00
5/16	-3.00	8.000	0.00	0.00	100.00
5	-2.00	4.000	0.78	0.45	99.55
7	-1.50	2.800	1.06	0.61	99.39
10	-1.00	2.000	1.46	0.84	99.16
14	-0.50	1.400	2.03	1.16	98.84
18	0.00	1.000	2.79	1.60	98.40
25	0.50	0.710	3.75	2.15	97.85
35	1.00	0.500	5.46	3.13	96.87
45	1.50	0.355	8.05	4.61	95.39
60	2.00	0.250	13.82	7.91	92.09
80	2.50	0.180	37.33	21.37	78.63
120	3.00	0.125	125.22	71.69	28.31
170	3.50	0.090	169.41	96.99	3.01
200	3.75	0.075	170.94	97.86	2.14
230	4.00	0.063	172.97	99.03	0.97
PAN			174.65	99.99	0.01

PHI(5): 1.56 PHI(16): 2.30 PHI(25): 2.54
PHI(50): 2.78 PHI(75): 3.07 PHI(84): 3.24
PHI(95): 3.46

SIEVE LOSS(g): 0.02 SILT/CLAY: 2.14%
SKEWNESS: -0.582 KURTOSIS: 1.472

GRAPHIC METHOD

MEAN (PHI): 2.67 SORTING: 0.47
MEAN (mm): 0.16 MEDIAN (mm): 0.15
NOTE: MEAN WAS CALCULATED USING 5 POINT METHOD

MOMENT METHOD

MEAN (PHI): 2.68 SORTING: 0.73
MEAN (mm): 0.16

DATA FILE NAME: VC99-73#1.TAB

GRADATION ANALYSIS REPORT

TOWN OF PALM BEACH

TESTED BY: RW ON: 6/17/99

SAMPLE NO.: VC99-73 #2
SAMPLE ELEV. (FT. NGVD): -46.5
SAMPLE DEPTH (FT.): 8.5
SAMPLE TYPE: CORE SAMPLE

USCS DESCRIPTION: SP

DRY SAMPLE WEIGHT (GRAMS): 199.64
SAMPLE WEIGHT AFTER WASH (GRAMS): 194.40

SIEVE SIZE	PHI SIZE	MESH SIZE (mm)	RETAINED (GRAMS)	RETAINED (%)	PASSED (%)
5/8	-4.00	16.000	0.00	0.00	100.00
5/16	-3.00	8.000	0.00	0.00	100.00
5	-2.00	4.000	0.52	0.26	99.74
7	-1.50	2.800	0.96	0.48	99.52
10	-1.00	2.000	1.26	0.63	99.37
14	-0.50	1.400	1.68	0.84	99.16
18	0.00	1.000	2.22	1.11	98.89
25	0.50	0.710	2.81	1.41	98.59
35	1.00	0.500	3.94	1.97	98.03
45	1.50	0.355	5.75	2.88	97.12
60	2.00	0.250	12.94	6.48	93.52
80	2.50	0.180	42.33	21.20	78.80
120	3.00	0.125	151.00	75.64	24.36
170	3.50	0.090	183.98	92.16	7.84
200	3.75	0.075	194.11	97.23	2.77
230	4.00	0.063	196.82	98.59	1.41
PAN			199.63	99.99	0.01

PHI(5): 1.79 PHI(16): 2.32 PHI(25): 2.53
PHI(50): 2.76 PHI(75): 2.99 PHI(84): 3.25
PHI(95): 3.64

SIEVE LOSS(g): 0.01 SILT/CLAY: 2.77%
SKEWNESS: -0.102 KURTOSIS: 1.647

GRAPHIC METHOD

MEAN (PHI): 2.76 SORTING: 0.46
MEAN (mm): 0.15 MEDIAN (mm): 0.15

NOTE: MEAN WAS CALCULATED USING 5 POINT METHOD

MOMENT METHOD

MEAN (PHI): 2.70 SORTING: 0.65
MEAN (mm): 0.15

DATA FILE NAME: VC99-73#2.TAB

GRADATION ANALYSIS REPORT

TOWN OF PALM BEACH

TESTED BY: RW ON: 6/17/99

SAMPLE NO.: VC99-73 #3
SAMPLE ELEV. (FT. NGVD): -48.7
SAMPLE DEPTH (FT.): 10.7
SAMPLE TYPE: CORE SAMPLE

USCS DESCRIPTION: SP

DRY SAMPLE WEIGHT (GRAMS): 167.55
SAMPLE WEIGHT AFTER WASH (GRAMS): 165.41

SIEVE SIZE	PHI SIZE	MESH SIZE (mm)	RETAINED (GRAMS)	RETAINED (%)	PASSED (%)
5/8	-4.00	16.000	0.00	0.00	100.00
5/16	-3.00	8.000	7.58	4.52	95.48
5	-2.00	4.000	14.96	8.93	91.07
7	-1.50	2.800	19.35	11.55	88.45
10	-1.00	2.000	24.32	14.52	85.48
14	-0.50	1.400	30.11	17.97	82.03
18	0.00	1.000	35.46	21.16	78.84
25	0.50	0.710	40.90	24.41	75.59
35	1.00	0.500	47.74	28.49	71.51
45	1.50	0.355	52.92	31.58	68.42
60	2.00	0.250	58.36	34.83	65.17
80	2.50	0.180	73.27	43.73	56.27
120	3.00	0.125	135.81	81.06	18.94
170	3.50	0.090	164.27	98.04	1.96
200	3.75	0.075	165.07	98.52	1.48
230	4.00	0.063	166.35	99.28	0.72
PAN			167.55	100.00	0.00

PHI(5): -2.89 PHI(16): -0.79 PHI(25): 0.57
PHI(50): 2.58 PHI(75): 2.92 PHI(84): 3.09
PHI(95): 3.41

SIEVE LOSS(g): 0.00 SILT/CLAY: 1.48%
SKEWNESS: -1.201 KURTOSIS: 1.101

GRAPHIC METHOD

MEAN (PHI): 1.08 SORTING: 1.94
MEAN (mm): 0.47 MEDIAN (mm): 0.17
NOTE: MEAN WAS CALCULATED USING 5 POINT METHOD

MOMENT METHOD

MEAN (PHI): 1.59 SORTING: 1.98
MEAN (mm): 0.33

DATA FILE NAME: VC99-73#3.TAB

GRADATION ANALYSIS REPORT

TOWN OF PALM BEACH

TESTED BY: RW ON: 6/17/99

SAMPLE NO.: VC99-73 #4

SAMPLE ELEV. (FT. NGVD): -51.5

SAMPLE DEPTH (FT.): 13.5

SAMPLE TYPE: CORE SAMPLE

USCS DESCRIPTION: SP

DRY SAMPLE WEIGHT (GRAMS): 155.08

SAMPLE WEIGHT AFTER WASH (GRAMS): 151.51

SIEVE SIZE	PHI SIZE	MESH SIZE (mm)	RETAINED (GRAMS)	RETAINED (%)	PASSED (%)
5/8	-4.00	16.000	0.00	0.00	100.00
5/16	-3.00	8.000	0.00	0.00	100.00
5	-2.00	4.000	1.58	1.02	98.98
7	-1.50	2.800	2.44	1.57	98.43
10	-1.00	2.000	3.52	2.27	97.73
14	-0.50	1.400	5.56	3.59	96.41
18	0.00	1.000	7.72	4.98	95.02
25	0.50	0.710	10.27	6.62	93.38
35	1.00	0.500	13.88	8.95	91.05
45	1.50	0.355	18.01	11.61	88.39
60	2.00	0.250	25.28	16.30	83.70
80	2.50	0.180	47.78	30.81	69.19
120	3.00	0.125	121.05	78.06	21.94
170	3.50	0.090	150.81	97.25	2.75
200	3.75	0.075	151.32	97.58	2.42
230	4.00	0.063	153.22	98.80	1.20
PAN			155.08	100.00	0.00

PHI (5): 0.01	PHI (16): 1.97	PHI (25): 2.30
PHI (50): 2.70	PHI (75): 2.97	PHI (84): 3.15
PHI (95): 3.44		

SIEVE LOSS (g): 0.00	SILT/CLAY: 2.42%
SKEWNESS: -1.650	KURTOSIS: 2.108

GRAPHIC METHOD

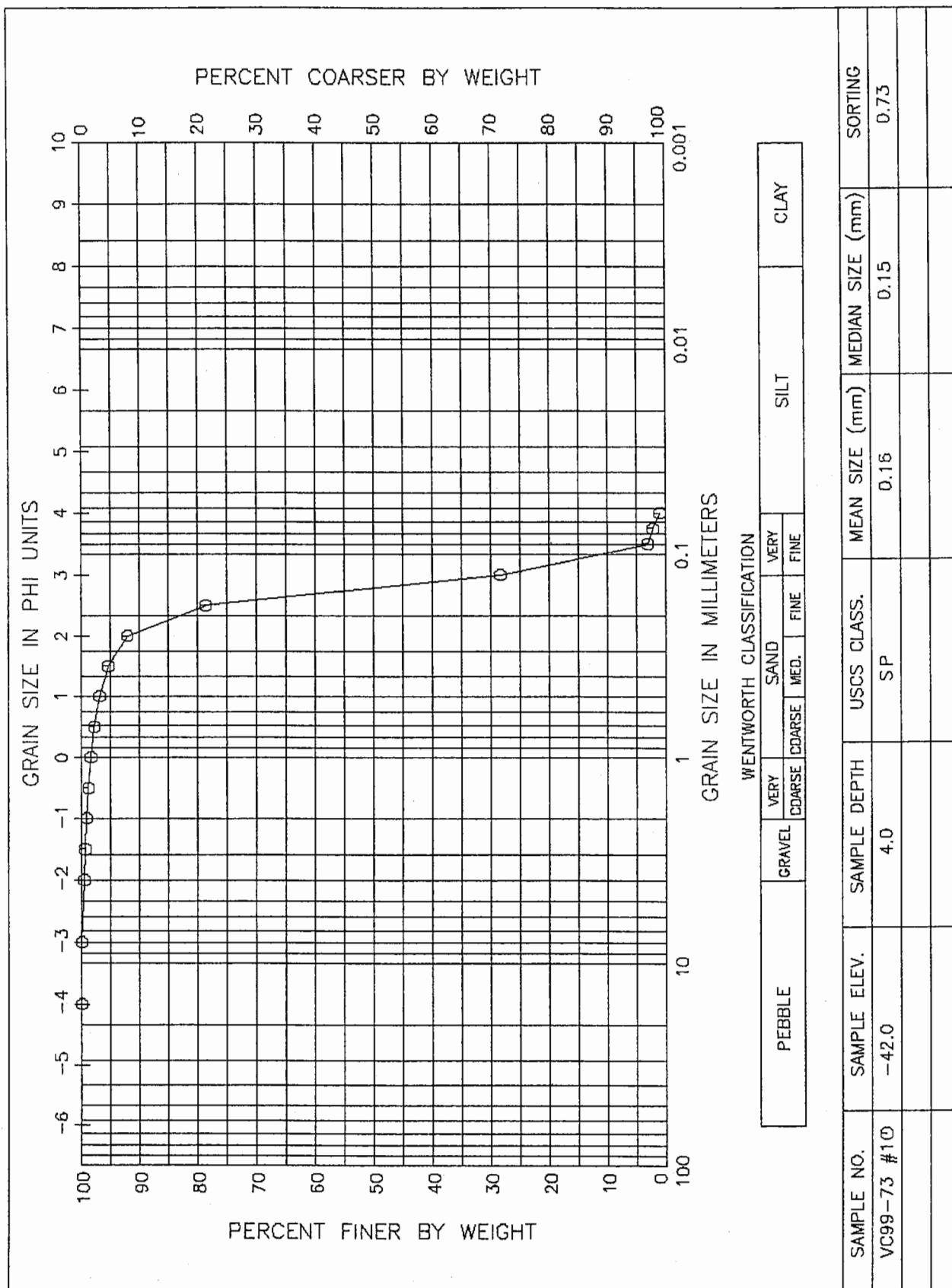
MEAN (PHI): 2.25	SORTING: 0.59
MEAN (mm): 0.21	MEDIAN (mm): 0.15

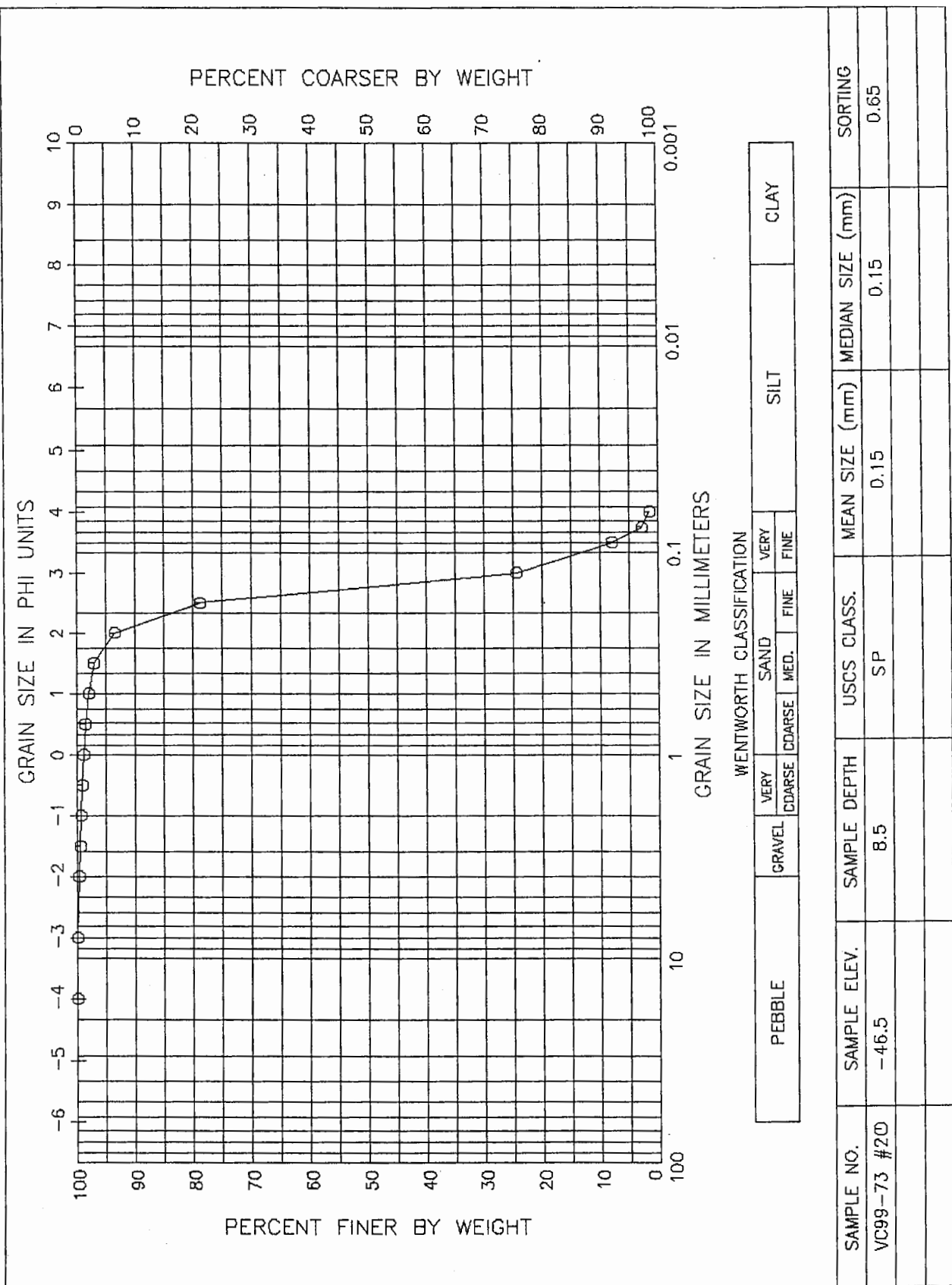
NOTE: MEAN WAS CALCULATED USING 5 POINT METHOD

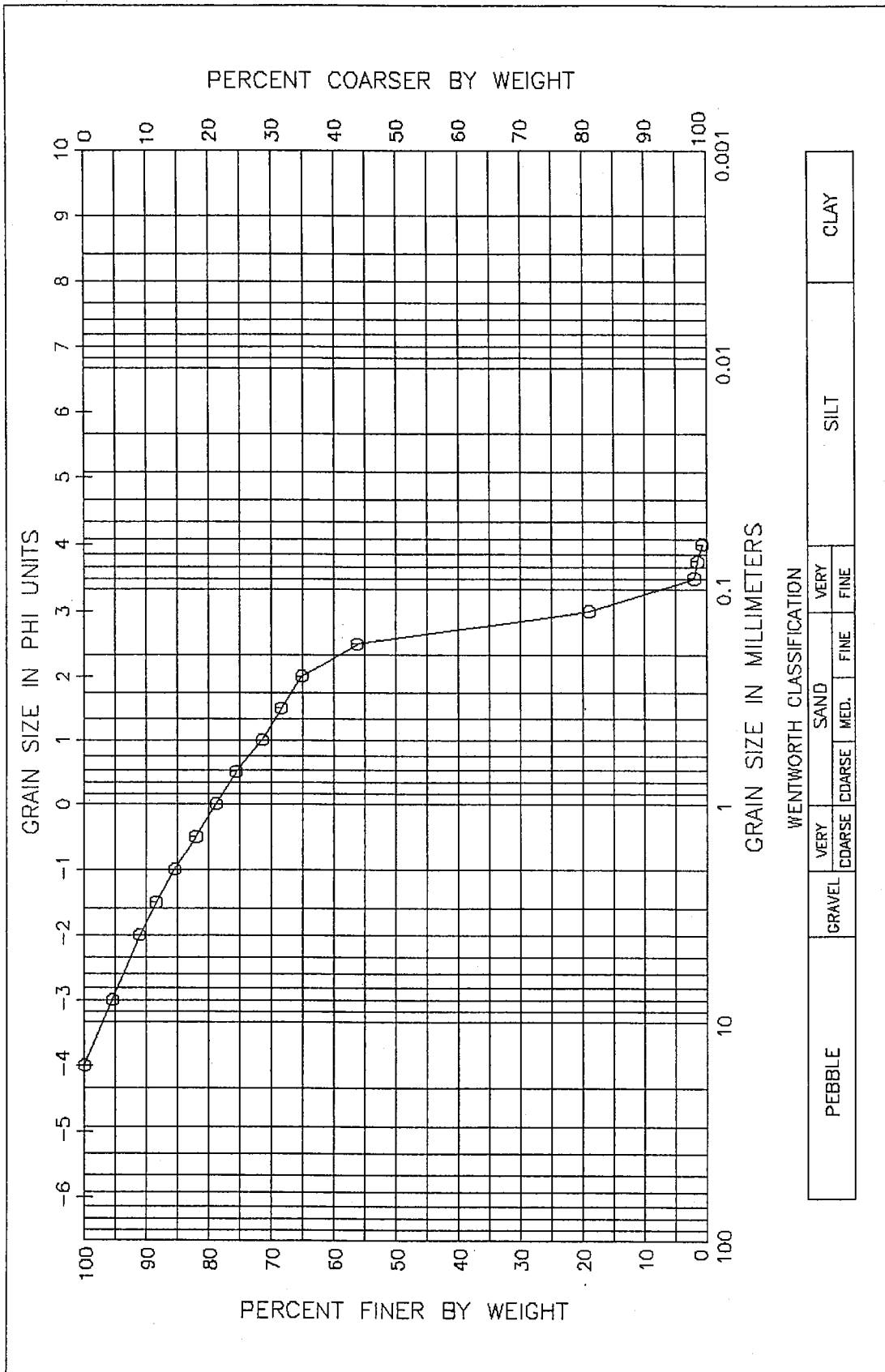
MOMENT METHOD

MEAN (PHI): 2.42	SORTING: 1.05
MEAN (mm): 0.19	

DATA FILE NAME: VC99-73#4.TAB

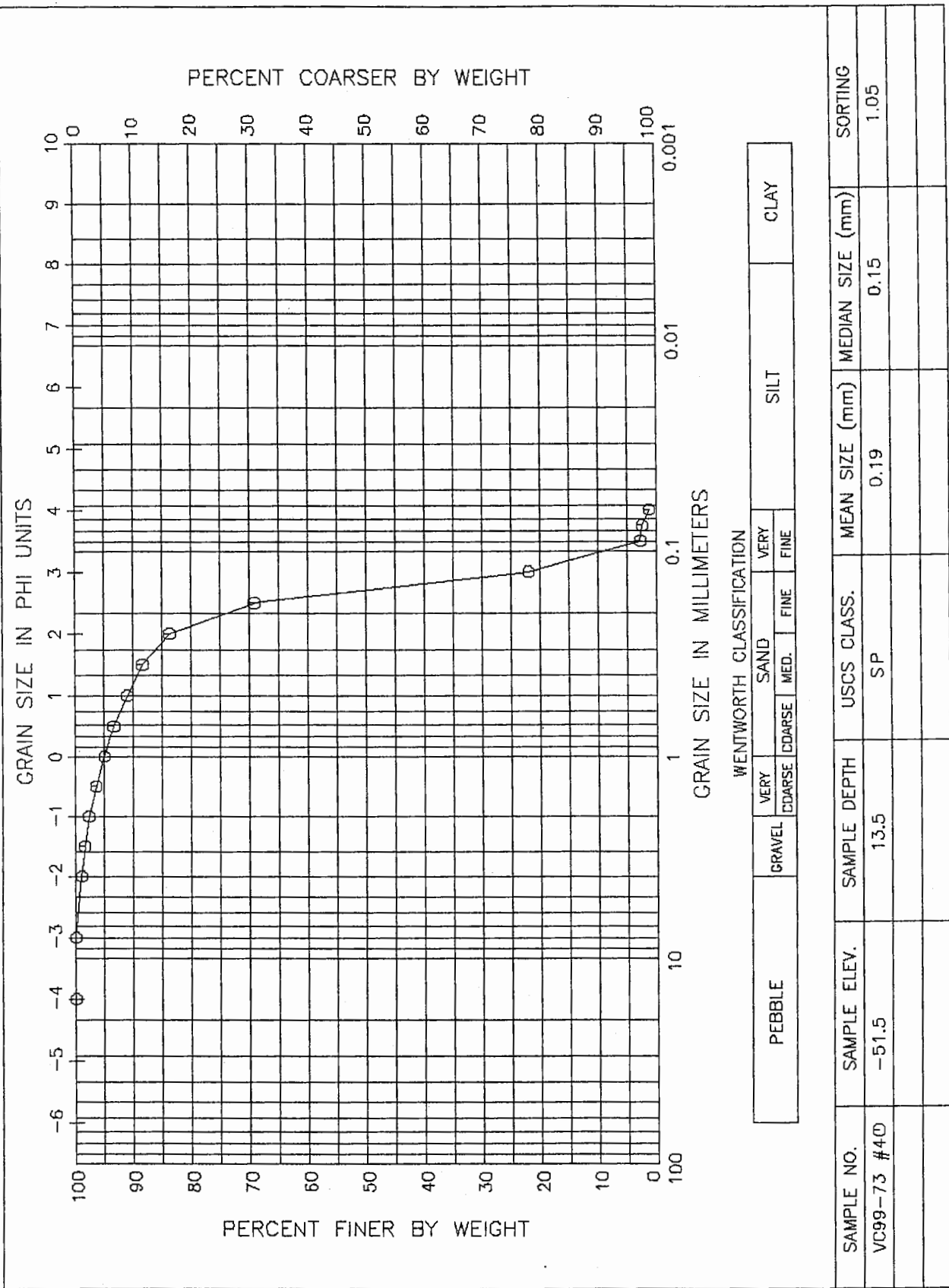






SAMPLE NO.	SAMPLE ELEV.	SAMPLE DEPTH	USCS CLASS.	MEAN SIZE (mm)	MEDIAN SIZE (mm)	SORTING
VC99-73 #30	-48.7	10.7	SP	0.33	0.17	1.98

GRAIN SIZE DISTRIBUTION CURVE
TOWN OF PALM BEACH



GRAIN SIZE DISTRIBUTION CURVE
TOWN OF PALM BEACH