

GRADATION ANALYSIS REPORT

TOWN OF PALM BEACH

TESTED BY: RW ON: 7-20-99

SAMPLE NO.: VC99 68#1

SAMPLE ELEV. (FT. NGVD): -33.8

SAMPLE DEPTH (FT.): 0.8

SAMPLE TYPE: CORE SAMPLE

USCS DESCRIPTION: SP

DRY SAMPLE WEIGHT (GRAMS): 224.18

SAMPLE WEIGHT AFTER WASH (GRAMS): 222.37

SIEVE SIZE	PHI SIZE	MESH SIZE (mm)	RETAINED (GRAMS)	RETAINED (%)	PASSED (%)
5/8	-4.00	16.000	0.00	0.00	100.00
5/16	-3.00	8.000	0.00	0.00	100.00
5	-2.00	4.000	0.47	0.21	99.79
7	-1.50	2.800	1.17	0.52	99.48
10	-1.00	2.000	2.39	1.07	98.93
14	-0.50	1.400	4.73	2.11	97.89
18	0.00	1.000	8.06	3.60	96.40
25	0.50	0.710	13.29	5.93	94.07
35	1.00	0.500	25.26	11.27	88.73
45	1.50	0.355	44.48	19.84	80.16
60	2.00	0.250	72.67	32.42	67.58
80	2.50	0.180	114.42	51.04	48.96
120	3.00	0.125	183.25	81.74	18.26
170	3.50	0.090	221.39	98.76	1.24
200	3.75	0.075	222.17	99.10	0.90
230	4.00	0.063	223.24	99.58	0.42
PAN			224.16	99.99	0.01

PHI (5): 0.30

PHI (16): 1.28

PHI (25): 1.71

PHI (50): 2.47

PHI (75): 2.89

PHI (84): 3.07

PHI (95): 3.39

SIEVE LOSS (g): 0.02

SILT/CLAY: 0.90%

SKEWNESS: -0.700

KURTOSIS: 1.068

GRAPHIC METHOD

MEAN (PHI): 2.10

SORTING: 0.90

MEAN (mm): 0.23

MEDIAN (mm): 0.18

NOTE: MEAN WAS CALCULATED USING 5 POINT METHOD

MOMENT METHOD

MEAN (PHI): 2.20

SORTING: 0.97

MEAN (mm): 0.22

DATA FILE NAME: VC99-68#1.TAB

GRADATION ANALYSIS REPORT

TOWN OF PALM BEACH

TESTED BY: RW ON: 7-20-99

SAMPLE NO.: VC99 68#2

SAMPLE ELEV. (FT. NGVD): -35.5

SAMPLE DEPTH (FT.): 2.5

SAMPLE TYPE: CORE SAMPLE

USCS DESCRIPTION: SP

DRY SAMPLE WEIGHT (GRAMS): 223.84

SAMPLE WEIGHT AFTER WASH (GRAMS): 221.43

SIEVE SIZE	PHI SIZE	MESH SIZE (mm)	RETAINED (GRAMS)	RETAINED (%)	PASSED (%)
5/8	-4.00	16.000	0.00	0.00	100.00
5/16	-3.00	8.000	0.00	0.00	100.00
5	-2.00	4.000	0.39	0.17	99.83
7	-1.50	2.800	0.67	0.30	99.70
10	-1.00	2.000	1.13	0.50	99.50
14	-0.50	1.400	2.07	0.92	99.08
18	0.00	1.000	3.24	1.45	98.55
25	0.50	0.710	4.40	1.97	98.03
35	1.00	0.500	6.13	2.74	97.26
45	1.50	0.355	8.38	3.74	96.26
60	2.00	0.250	13.39	5.98	94.02
80	2.50	0.180	32.84	14.67	85.33
120	3.00	0.125	137.71	61.52	38.48
170	3.50	0.090	218.95	97.82	2.18
200	3.75	0.075	221.10	98.78	1.22
230	4.00	0.063	222.57	99.43	0.57
PAN			223.84	100.00	0.00

PHI(5): 1.78

PHI(16): 2.51

PHI(25): 2.61

PHI(50): 2.88

PHI(75): 3.19

PHI(84): 3.31

PHI(95): 3.46

SIEVE LOSS(g): 0.00

SILT/CLAY: 1.22%

SKEWNESS: -0.644

KURTOSIS: 1.197

GRAPHIC METHOD

MEAN (PHI): 2.79

SORTING: 0.40

MEAN (mm): 0.14

MEDIAN (mm): 0.14

NOTE: MEAN WAS CALCULATED USING 5 POINT METHOD

MOMENT METHOD

MEAN (PHI): 2.78

SORTING: 0.67

MEAN (mm): 0.15

DATA FILE NAME: VC99-68#2.TAB

GRADATION ANALYSIS REPORT

TOWN OF PALM BEACH

TESTED BY: RW ON: 7-20-99

SAMPLE NO.: VC99 68#3

SAMPLE ELEV. (FT. NGVD): -37.3

SAMPLE DEPTH (FT.): 4.3

SAMPLE TYPE: CORE SAMPLE

USCS DESCRIPTION: SP

DRY SAMPLE WEIGHT (GRAMS): 199.15

SAMPLE WEIGHT AFTER WASH (GRAMS): 196.81

SIEVE SIZE	PHI SIZE	MESH SIZE (mm)	RETAINED (GRAMS)	RETAINED (%)	PASSED (%)
5/8	-4.00	16.000	0.00	0.00	100.00
5/16	-3.00	8.000	2.33	1.17	98.83
5	-2.00	4.000	7.71	3.87	96.13
7	-1.50	2.800	12.13	6.09	93.91
10	-1.00	2.000	18.41	9.24	90.76
14	-0.50	1.400	26.32	13.22	86.78
18	0.00	1.000	33.76	16.95	83.05
25	0.50	0.710	40.17	20.17	79.83
35	1.00	0.500	47.45	23.83	76.17
45	1.50	0.355	54.28	27.26	72.74
60	2.00	0.250	62.40	31.33	68.67
80	2.50	0.180	81.08	40.71	59.29
120	3.00	0.125	153.70	77.18	22.82
170	3.50	0.090	195.38	98.11	1.89
200	3.75	0.075	196.50	98.67	1.33
230	4.00	0.063	197.88	99.36	0.64
PAN			199.14	99.99	0.01

PHI(5): -1.75

PHI(16): -0.13

PHI(25): 1.17

PHI(50): 2.63

PHI(75): 2.97

PHI(84): 3.16

PHI(95): 3.43

SIEVE LOSS(g): 0.01

SILT/CLAY: 1.33%

SKEWNESS: -1.086

KURTOSIS: 1.178

GRAPHIC METHOD

MEAN (PHI): 1.47

SORTING: 1.65

MEAN (mm): 0.36

MEDIAN (mm): 0.16

NOTE: MEAN WAS CALCULATED USING 5 POINT METHOD

MOMENT METHOD

MEAN (PHI): 1.88

SORTING: 1.67

MEAN (mm): 0.27

DATA FILE NAME: VC99-68#3.TAB

GRADATION ANALYSIS REPORT

TOWN OF PALM BEACH

TESTED BY: RW

ON: 7-20-99

SAMPLE NO.: VC99 68#4

SAMPLE ELEV. (FT. NGVD): -38.6

SAMPLE DEPTH (FT.): 5.6

SAMPLE TYPE: CORE SAMPLE

USCS DESCRIPTION: SP

DRY SAMPLE WEIGHT (GRAMS): 210.50

SAMPLE WEIGHT AFTER WASH (GRAMS): 207.88

SIEVE SIZE	PHI SIZE	MESH SIZE (mm)	RETAINED (GRAMS)	RETAINED (%)	PASSED (%)
5/8	-4.00	16.000	0.00	0.00	100.00
5/16	-3.00	8.000	0.54	0.26	99.74
5	-2.00	4.000	3.51	1.67	98.33
7	-1.50	2.800	5.64	2.68	97.32
10	-1.00	2.000	8.31	3.95	96.05
14	-0.50	1.400	13.08	6.21	93.79
18	0.00	1.000	19.17	9.11	90.89
25	0.50	0.710	27.05	12.85	87.15
35	1.00	0.500	37.24	17.69	82.31
45	1.50	0.355	43.21	20.53	79.47
60	2.00	0.250	48.17	22.88	77.12
80	2.50	0.180	63.07	29.96	70.04
120	3.00	0.125	148.89	70.73	29.27
170	3.50	0.090	206.11	97.91	2.09
200	3.75	0.075	207.67	98.66	1.34
230	4.00	0.063	209.02	99.30	0.70
PAN			210.50	100.00	0.00

PHI(5): -0.77

PHI(16): 0.83

PHI(25): 2.15

PHI(50): 2.75

PHI(75): 3.08

PHI(84): 3.24

PHI(95): 3.45

SIEVE LOSS(g): 0.00

SILT/CLAY: 1.34%

SKEWNESS: -1.163

KURTOSIS: 1.859

GRAPHIC METHOD

MEAN (PHI): 1.90

SORTING: 1.21

MEAN (mm): 0.27

MEDIAN (mm): 0.15

NOTE: MEAN WAS CALCULATED USING 5 POINT METHOD

MOMENT METHOD

MEAN (PHI): 2.25

SORTING: 1.35

MEAN (mm): 0.21

DATA FILE NAME: VC99-68#4.TAB

GRADATION ANALYSIS REPORT

TOWN OF PALM BEACH

TESTED BY: RW ON: 7-20-99

SAMPLE NO.: VC99-68 #5

SAMPLE ELEV. (FT. NGVD): -42.0

SAMPLE DEPTH (FT.): 9.0

SAMPLE TYPE: CORE SAMPLE

USCS DESCRIPTION: SP

DRY SAMPLE WEIGHT (GRAMS): 216.54

SAMPLE WEIGHT AFTER WASH (GRAMS): 213.24

SIEVE SIZE	PHI SIZE	MESH SIZE (mm)	RETAINED (GRAMS)	RETAINED (%)	PASSED (%)
5/8	-4.00	16.000	0.00	0.00	100.00
5/16	-3.00	8.000	0.00	0.00	100.00
5	-2.00	4.000	0.16	0.07	99.93
7	-1.50	2.800	0.47	0.22	99.78
10	-1.00	2.000	0.75	0.35	99.65
14	-0.50	1.400	1.29	0.60	99.40
18	0.00	1.000	1.77	0.82	99.18
25	0.50	0.710	2.37	1.09	98.91
35	1.00	0.500	3.44	1.59	98.41
45	1.50	0.355	5.44	2.51	97.49
60	2.00	0.250	11.39	5.26	94.74
80	2.50	0.180	40.13	18.53	81.47
120	3.00	0.125	153.10	70.70	29.30
170	3.50	0.090	210.17	97.06	2.94
200	3.75	0.075	212.37	98.07	1.93
230	4.00	0.063	214.63	99.12	0.88
PAN			216.53	100.00	0.00

PHI (5): 1.95

PHI (16): 2.40

PHI (25): 2.56

PHI (50): 2.80

PHI (75): 3.08

PHI (84): 3.25

PHI (95): 3.46

SIEVE LOSS (g): 0.01

SILT/CLAY: 1.93%

SKEWNESS: -0.224

KURTOSIS: 1.190

GRAPHIC METHOD

MEAN (PHI): 2.77

SORTING: 0.42

MEAN (mm): 0.15

MEDIAN (mm): 0.14

NOTE: MEAN WAS CALCULATED USING 5 POINT METHOD

MOMENT METHOD

MEAN (PHI): 2.75

SORTING: 0.57

MEAN (mm): 0.15

DATA FILE NAME: VC99-68#5.TAB

GRADATION ANALYSIS REPORT

TOWN OF PALM BEACH

TESTED BY: RW

ON: 7-20-99

SAMPLE NO.: VC99 68#6

SAMPLE ELEV. (FT. NGVD): -49.0

SAMPLE DEPTH (FT.): 16.0

SAMPLE TYPE: CORE SAMPLE

USCS DESCRIPTION: SP

DRY SAMPLE WEIGHT (GRAMS): 211.07

SAMPLE WEIGHT AFTER WASH (GRAMS): 207.40

SIEVE SIZE	PHI SIZE	MESH SIZE (mm)	RETAINED (GRAMS)	RETAINED (%)	PASSED (%)
5/8	-4.00	16.000	0.00	0.00	100.00
5/16	-3.00	8.000	0.00	0.00	100.00
5	-2.00	4.000	0.00	0.00	100.00
7	-1.50	2.800	0.29	0.14	99.86
10	-1.00	2.000	0.64	0.30	99.70
14	-0.50	1.400	1.15	0.54	99.46
18	0.00	1.000	1.88	0.89	99.11
25	0.50	0.710	2.70	1.28	98.72
35	1.00	0.500	3.89	1.84	98.16
45	1.50	0.355	5.63	2.67	97.33
60	2.00	0.250	10.13	4.80	95.20
80	2.50	0.180	30.31	14.36	85.64
120	3.00	0.125	141.09	66.85	33.15
170	3.50	0.090	205.12	97.18	2.82
200	3.75	0.075	206.88	98.01	1.99
230	4.00	0.063	209.07	99.05	0.95
PAN			211.05	99.99	0.01

PHI (5): 2.01

PHI (16): 2.52

PHI (25): 2.60

PHI (50): 2.84

PHI (75): 3.13

PHI (84): 3.28

PHI (95): 3.46

SIEVE LOSS(g): 0.02

SILT/CLAY: 1.99%

SKEWNESS: -0.267

KURTOSIS: 1.118

GRAPHIC METHOD

MEAN (PHI): 2.82

SORTING: 0.38

MEAN (mm): 0.14

MEDIAN (mm): 0.14

NOTE: MEAN WAS CALCULATED USING 5 POINT METHOD

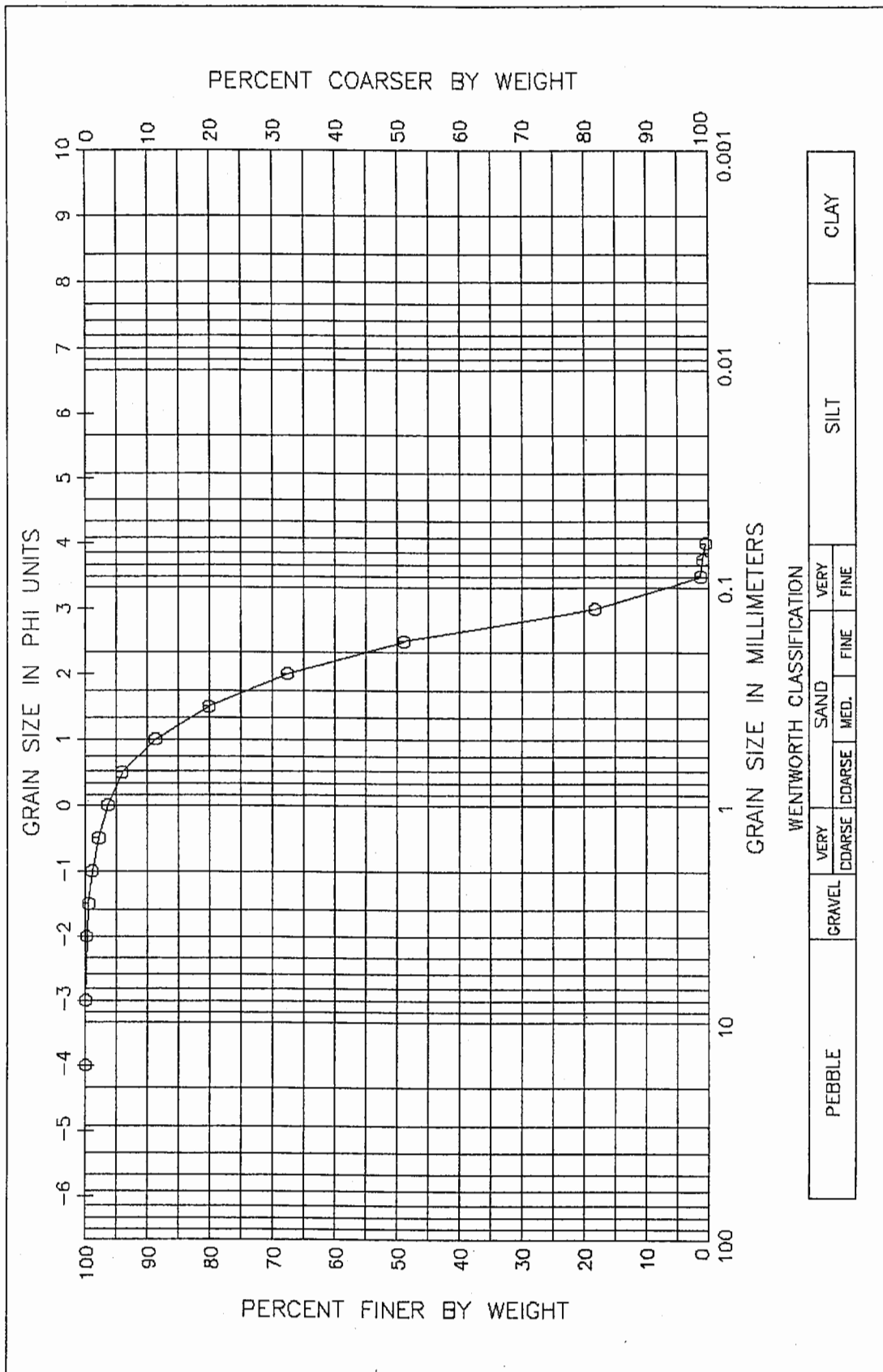
MOMENT METHOD

MEAN (PHI): 2.79

SORTING: 0.57

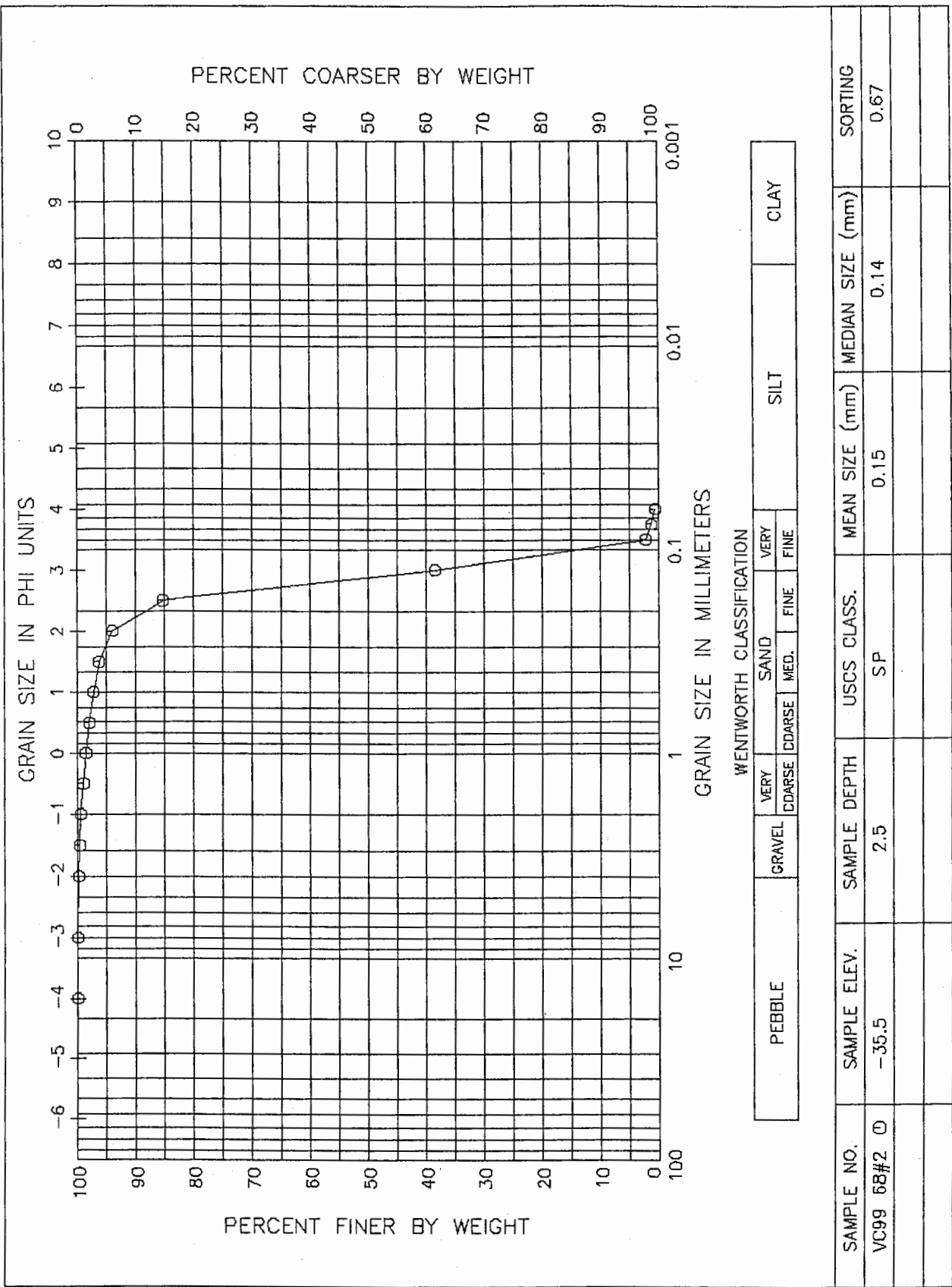
MEAN (mm): 0.14

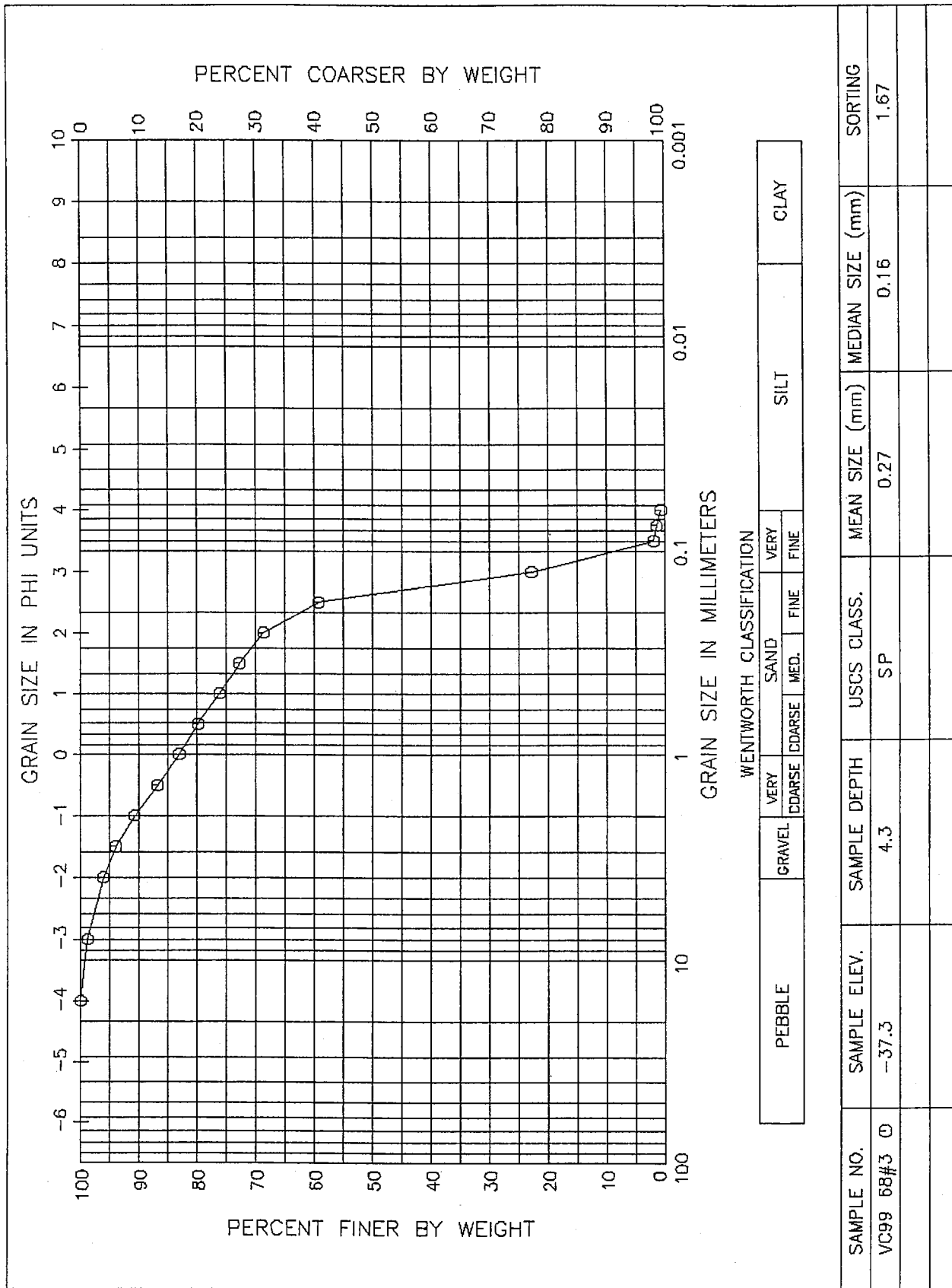
DATA FILE NAME: VC99-68#6.TAB

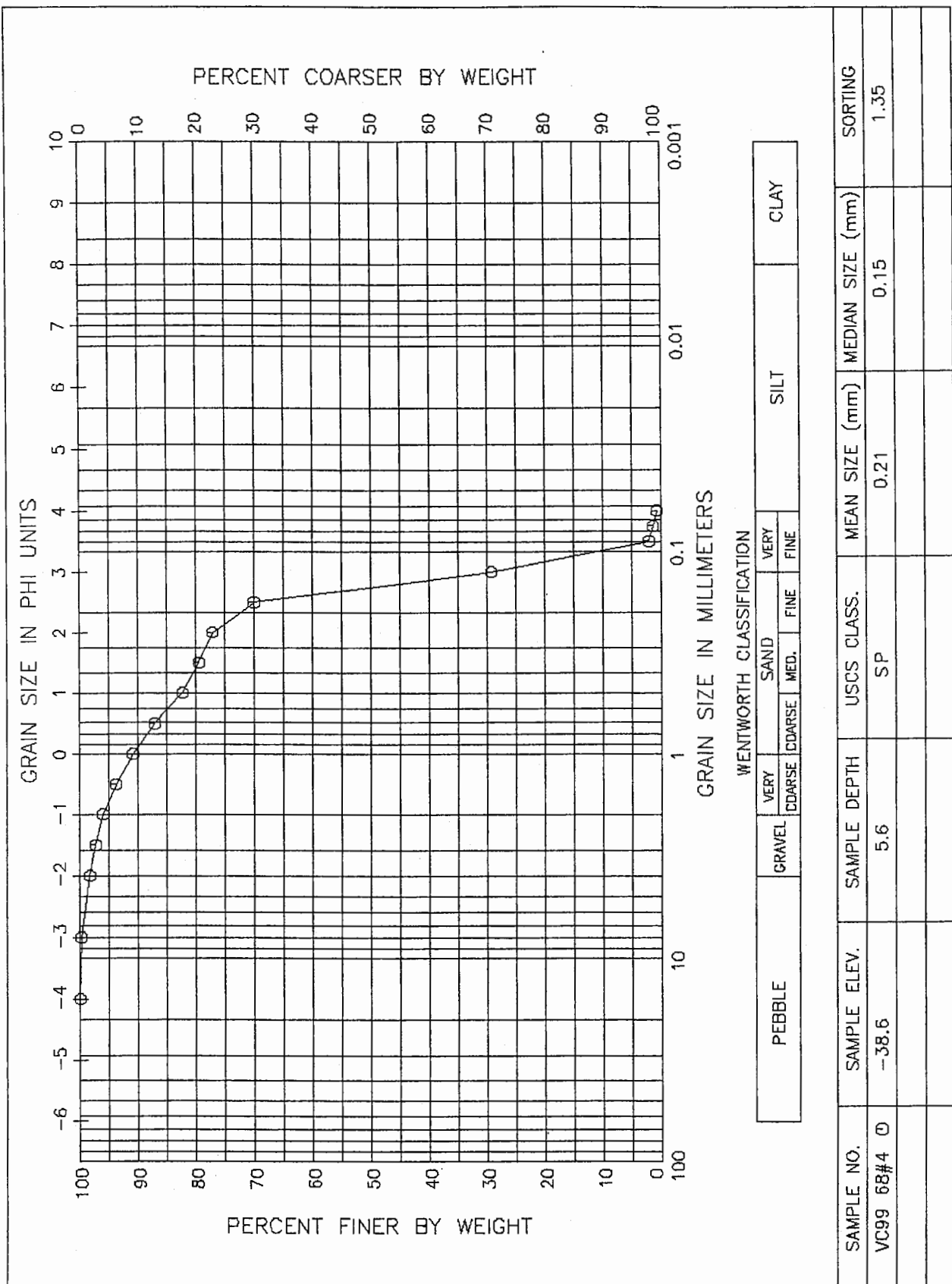


SAMPLE NO.	SAMPLE ELEV.	SAMPLE DEPTH	USCS CLASS.	MEAN SIZE (mm)	MEDIAN SIZE (mm)	SORTING
VC99 58#1 0	-33.8	0.8	SP	0.22	0.18	0.97

GRAIN SIZE DISTRIBUTION CURVE
TOWN OF PALM BEACH







GRAIN SIZE DISTRIBUTION CURVE
TOWN OF PALM BEACH

