

GRADATION ANALYSIS REPORT  
TOWN OF PALM BEACH  
TESTED BY: RW ON: 6/9/99

SAMPLE NO.: VC99 35#1  
SAMPLE ELEV. (FT. NGVD): -52.6  
SAMPLE DEPTH (FT.): 4.0  
SAMPLE TYPE: CORE SAMPLE

USCS DESCRIPTION: SP

DRY SAMPLE WEIGHT (GRAMS): 174.54  
SAMPLE WEIGHT AFTER WASH (GRAMS): 172.13

SIEVE SIZE	PHI SIZE	MESH SIZE (mm)	RETAINED (GRAMS)	RETAINED (%)	PASSED (%)
5/8	-4.00	16.000	0.00	0.00	100.00
5/16	-3.00	8.000	0.00	0.00	100.00
5	-2.00	4.000	0.06	0.03	99.97
7	-1.50	2.800	0.16	0.09	99.91
10	-1.00	2.000	0.44	0.25	99.75
14	-0.50	1.400	0.86	0.49	99.51
18	0.00	1.000	1.40	0.80	99.20
25	0.50	0.710	2.57	1.47	98.53
35	1.00	0.500	4.09	2.34	97.66
45	1.50	0.355	5.81	3.33	96.67
60	2.00	0.250	9.52	5.45	94.55
80	2.50	0.180	19.55	11.20	88.80
120	3.00	0.125	97.71	55.98	44.02
170	3.50	0.090	170.05	97.43	2.57
200	3.75	0.075	171.74	98.40	1.60
230	4.00	0.063	173.18	99.22	0.78
PAN			174.51	99.98	0.02

PHI(5): 1.89 PHI(16): 2.55 PHI(25): 2.65  
PHI(50): 2.93 PHI(75): 3.23 PHI(84): 3.34  
PHI(95): 3.47

SIEVE LOSS(g): 0.03 SILT/CLAY: 1.60%  
SKEWNESS: -0.641 KURTOSIS: 1.124

GRAPHIC METHOD

MEAN (PHI): 2.84 SORTING: 0.39  
MEAN (mm): 0.14 MEDIAN (mm): 0.13  
NOTE: MEAN WAS CALCULATED USING 5 POINT METHOD

MOMENT METHOD

MEAN (PHI): 2.85 SORTING: 0.59  
MEAN (mm): 0.14

DATA FILE NAME: VC99-35#1.TAB

## GRADATION ANALYSIS REPORT

TOWN OF PALM BEACH

TESTED BY: RW ON: 6/9/99

SAMPLE NO.: VC99 35#2

SAMPLE ELEV. (FT. NGVD): -56.6

SAMPLE DEPTH (FT.): 8.0

SAMPLE TYPE: CORE SAMPLE

USCS DESCRIPTION: SP

DRY SAMPLE WEIGHT (GRAMS): 155.97

SAMPLE WEIGHT AFTER WASH (GRAMS): 153.76

SIEVE SIZE	PHI SIZE	MESH SIZE (mm)	RETAINED (GRAMS)	RETAINED (%)	PASSED (%)
5/8	-4.00	16.000	0.00	0.00	100.00
5/16	-3.00	8.000	0.00	0.00	100.00
5	-2.00	4.000	0.00	0.00	100.00
7	-1.50	2.800	0.04	0.03	99.97
10	-1.00	2.000	0.14	0.09	99.91
14	-0.50	1.400	0.35	0.22	99.78
18	0.00	1.000	0.70	0.45	99.55
25	0.50	0.710	1.18	0.76	99.24
35	1.00	0.500	2.66	1.71	98.29
45	1.50	0.355	4.07	2.61	97.39
60	2.00	0.250	7.51	4.82	95.18
80	2.50	0.180	20.18	12.94	87.06
120	3.00	0.125	95.39	61.16	38.84
170	3.50	0.090	151.77	97.31	2.69
200	3.75	0.075	153.30	98.29	1.71
230	4.00	0.063	154.71	99.20	0.80
PAN			155.96	99.99	0.01

PHI(5): 2.01

PHI(16): 2.53

PHI(25): 2.63

PHI(50): 2.88

PHI(75): 3.19

PHI(84): 3.32

PHI(95): 3.47

SIEVE LOSS(g): 0.01

SILT/CLAY: 1.71%

SKEWNESS: -0.369

KURTOSIS: 1.054

## GRAPHIC METHOD

MEAN (PHI): 2.84

SORTING: 0.39

MEAN (mm): 0.14

MEDIAN (mm): 0.14

NOTE: MEAN WAS CALCULATED USING 5 POINT METHOD

## MOMENT METHOD

MEAN (PHI): 2.83

SORTING: 0.53

MEAN (mm): 0.14

DATA FILE NAME: VC99-35#2.TAB

## GRADATION ANALYSIS REPORT

TOWN OF PALM BEACH

TESTED BY: RW ON: 6/9/99

SAMPLE NO.: VC99 35#3

SAMPLE ELEV. (FT. NGVD): -62.2

SAMPLE DEPTH (FT.): 13.6

SAMPLE TYPE: CORE SAMPLE

USCS DESCRIPTION: SP

DRY SAMPLE WEIGHT (GRAMS): 141.27

SAMPLE WEIGHT AFTER WASH (GRAMS): 138.73

SIEVE SIZE	PHI SIZE	MESH SIZE (mm)	RETAINED (GRAMS)	RETAINED (%)	PASSED (%)
5/8	-4.00	16.000	0.00	0.00	100.00
5/16	-3.00	8.000	3.92	2.77	97.23
5	-2.00	4.000	4.31	3.05	96.95
7	-1.50	2.800	4.90	3.47	96.53
10	-1.00	2.000	5.40	3.82	96.18
14	-0.50	1.400	6.27	4.44	95.56
18	0.00	1.000	7.37	5.22	94.78
25	0.50	0.710	9.48	6.71	93.29
35	1.00	0.500	12.09	8.56	91.44
45	1.50	0.355	14.55	10.30	89.70
60	2.00	0.250	18.69	13.23	86.77
80	2.50	0.180	28.44	20.13	79.87
120	3.00	0.125	88.88	62.91	37.09
170	3.50	0.090	136.53	96.64	3.36
200	3.75	0.075	138.31	97.90	2.10
230	4.00	0.063	139.92	99.04	0.96
PAN			141.27	100.00	0.00

PHI (5): -0.14

PHI (16): 2.20

PHI (25): 2.56

PHI (50): 2.85

PHI (75): 3.18

PHI (84): 3.31

PHI (95): 3.48

SIEVE LOSS (g): 0.00

SILT/CLAY: 2.10%

SKEWNESS: -2.124

KURTOSIS: 2.381

## GRAPHIC METHOD

MEAN (PHI): 2.34

SORTING: 0.56

MEAN (mm): 0.20

MEDIAN (mm): 0.14

NOTE: MEAN WAS CALCULATED USING 5 POINT METHOD

## MOMENT METHOD

MEAN (PHI): 2.51

SORTING: 1.33

MEAN (mm): 0.18

DATA FILE NAME: VC99-35#3.TAB

## GRADATION ANALYSIS REPORT

TOWN OF PALM BEACH

TESTED BY: RW ON: 6/9/99

SAMPLE NO.: VC99 35#4  
SAMPLE ELEV. (FT. NGVD): -66.1  
SAMPLE DEPTH (FT.): 17.5  
SAMPLE TYPE: CORE SAMPLE

USCS DESCRIPTION: SP

DRY SAMPLE WEIGHT (GRAMS): 184.02  
SAMPLE WEIGHT AFTER WASH (GRAMS): 178.69

SIEVE SIZE	PHI SIZE	MESH SIZE (mm)	RETAINED (GRAMS)	RETAINED (%)	PASSED (%)
5/8	-4.00	16.000	0.00	0.00	100.00
5/16	-3.00	8.000	0.81	0.44	99.56
5	-2.00	4.000	2.56	1.39	98.61
7	-1.50	2.800	4.17	2.27	97.73
10	-1.00	2.000	6.62	3.60	96.40
14	-0.50	1.400	10.33	5.61	94.39
18	0.00	1.000	13.56	7.37	92.63
25	0.50	0.710	19.86	10.79	89.21
35	1.00	0.500	26.33	14.31	85.69
45	1.50	0.355	31.42	17.07	82.93
60	2.00	0.250	38.03	20.67	79.33
80	2.50	0.180	49.90	27.12	72.88
120	3.00	0.125	116.53	63.32	36.68
170	3.50	0.090	175.12	95.16	4.84
200	3.75	0.075	177.70	96.57	3.43
230	4.00	0.063	181.08	98.41	1.59
PAN			184.02	100.00	0.00

PHI(5): -0.65      PHI(16): 1.31      PHI(25): 2.34  
PHI(50): 2.82      PHI(75): 3.18      PHI(84): 3.32  
PHI(95): 3.50

SIEVE LOSS(g): 0.00      SILT/CLAY: 3.43%  
SKEWNESS: -1.380      KURTOSIS: 2.007

## GRAPHIC METHOD

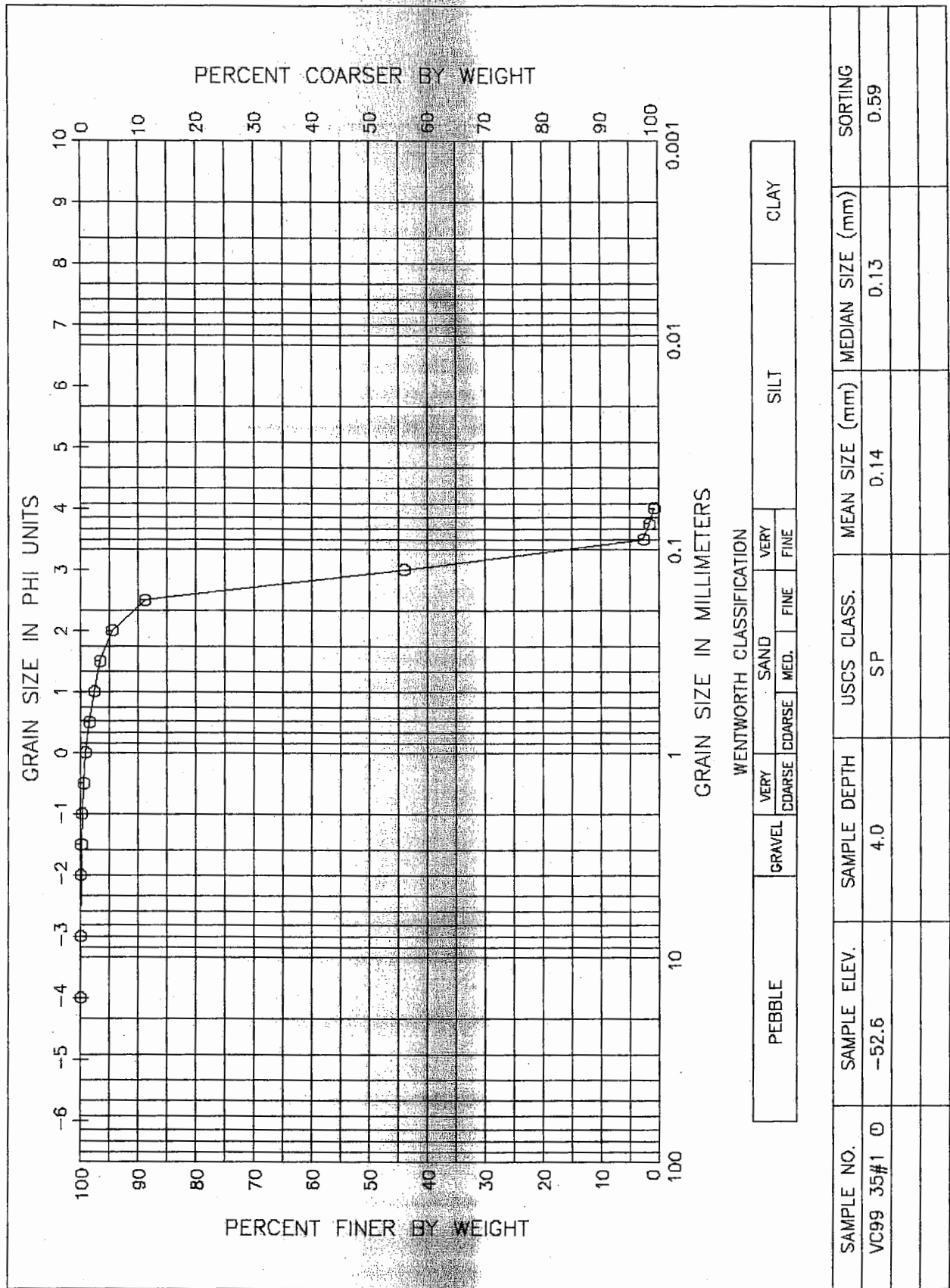
MEAN (PHI): 2.06      SORTING: 1.01  
MEAN (mm): 0.24      MEDIAN (mm): 0.14

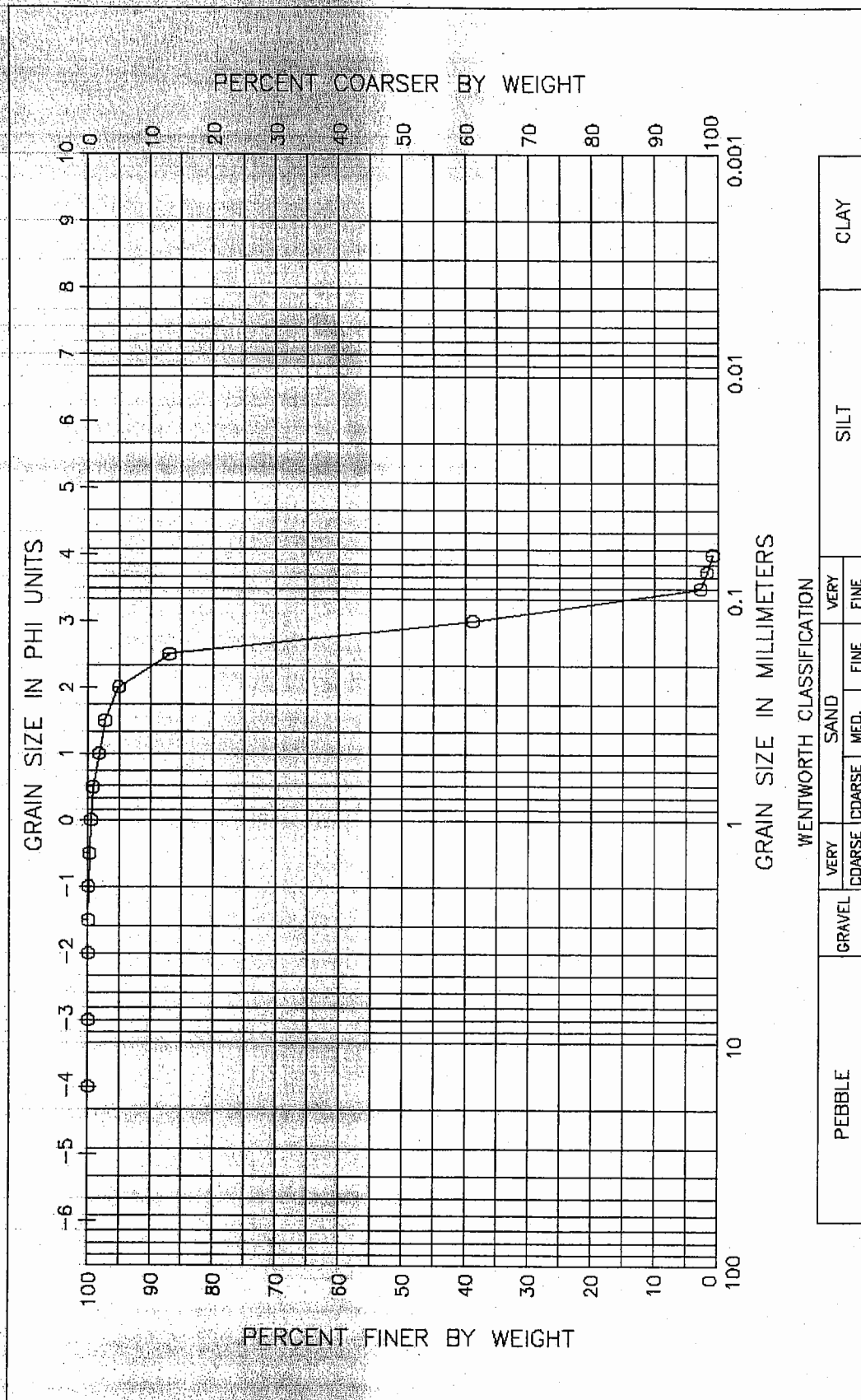
NOTE: MEAN WAS CALCULATED USING 5 POINT METHOD

## MOMENT METHOD

MEAN (PHI): 2.38      SORTING: 1.30  
MEAN (mm): 0.19

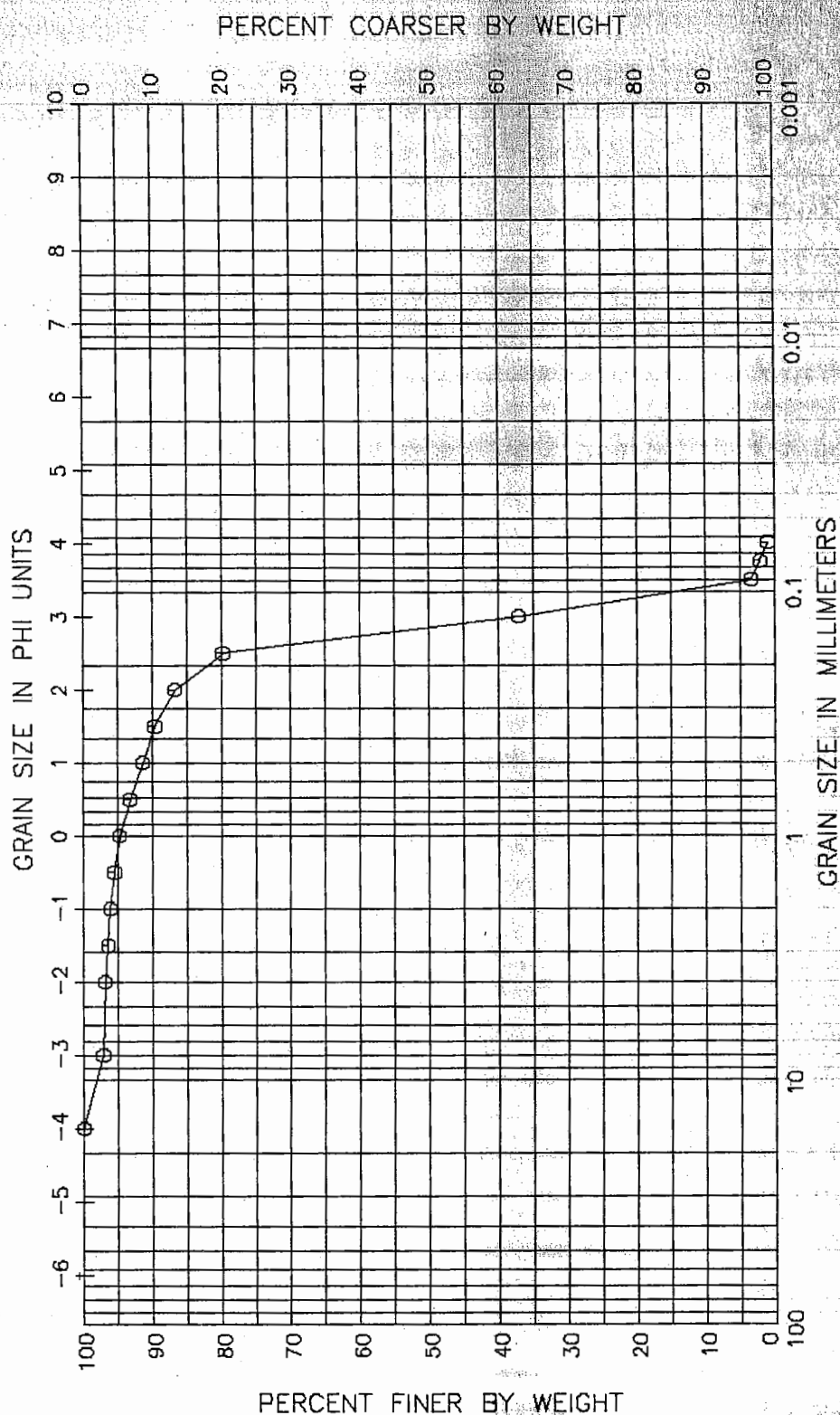
DATA FILE NAME: VC99-35#4.TAB





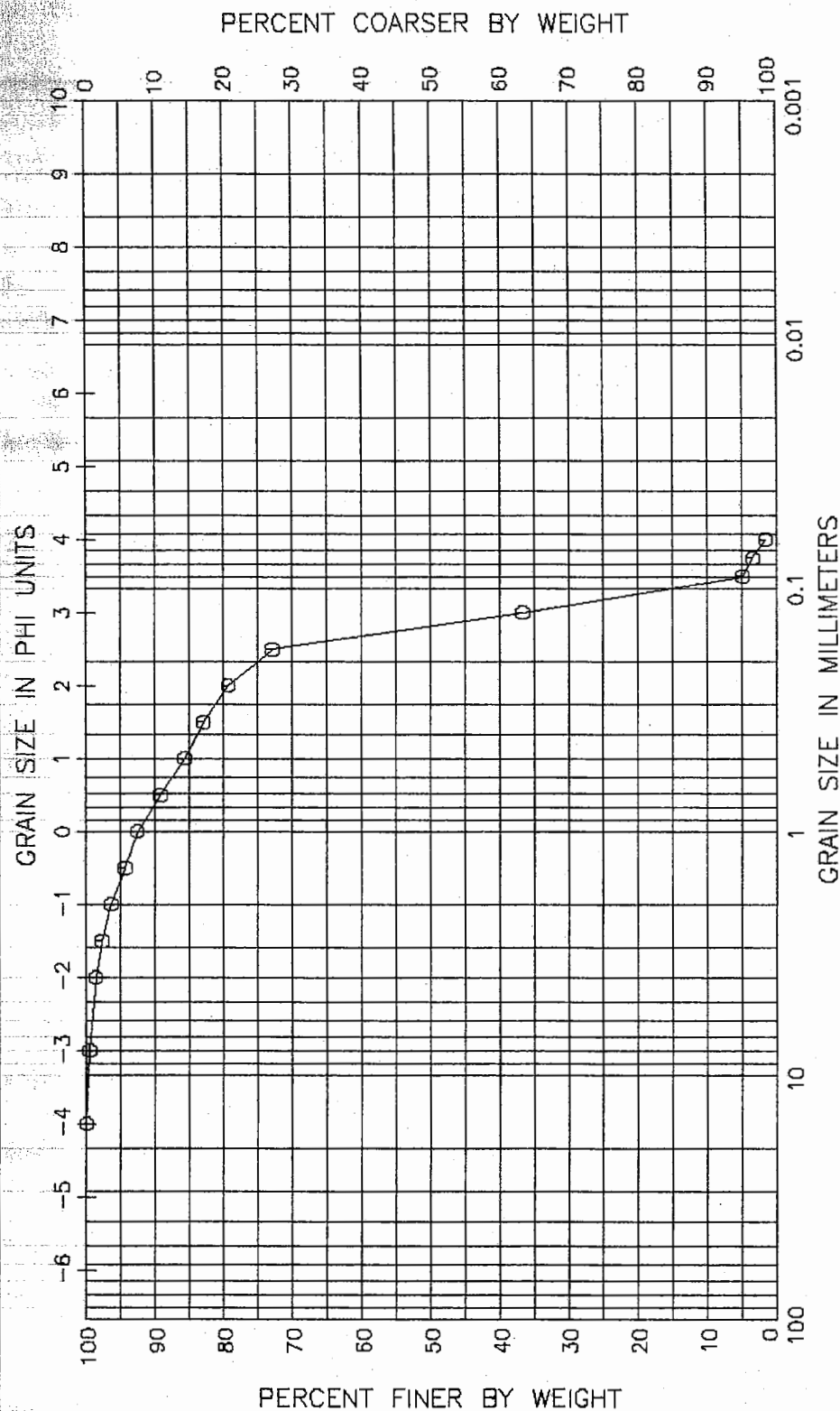
SAMPLE NO.	SAMPLE ELEV.	SAMPLE DEPTH	USCS CLASS.	MEAN SIZE (mm)	MEDIAN SIZE (mm)	SORTING
VC99 35#2 0	-56.6	8.0	SP	0.14	0.14	0.53

GRAIN SIZE DISTRIBUTION CURVE  
TOWN OF PALM BEACH



SAMPLE NO.	SAMPLE ELEV.	SAMPLE DEPTH	USCS CLASS.	MEAN SIZE (mm)	MEDIAN SIZE (mm)	SORTING
VC99 35#3 D	-62.2	13.6	SP	0.18	0.14	1.33

GRAIN SIZE DISTRIBUTION CURVE  
TOWN OF PALM BEACH



GRAIN SIZE DISTRIBUTION CURVE  
TOWN OF PALM BEACH

SAMPLE NO.	SAMPLE ELEV.	SAMPLE DEPTH	USCS CLASS.	MEAN SIZE (mm)	MEDIAN SIZE (mm)	SORTING
VC99 35#4	-66.1	17.5	SP	0.19	0.14	1.30