

GRADATION ANALYSIS REPORT

TOWN OF PALM BEACH

TESTED BY: RW ON: 5/11/99

SAMPLE NO.: VC99 7#1

SAMPLE ELEV. (FT. NGVD): -30.3

SAMPLE DEPTH (FT.): 0.7

SAMPLE TYPE: CORE SAMPLE

USCS DESCRIPTION: SP

DRY SAMPLE WEIGHT (GRAMS): 83.23

SAMPLE WEIGHT AFTER WASH (GRAMS): 81.99

SIEVE SIZE	PHI SIZE	MESH SIZE (mm)	RETAINED (GRAMS)	RETAINED (%)	PASSED (%)
5/8	-4.00	16.000	0.00	0.00	100.00
5/16	-3.00	8.000	0.00	0.00	100.00
5	-2.00	4.000	0.00	0.00	100.00
7	-1.50	2.800	0.05	0.06	99.94
10	-1.00	2.000	0.13	0.16	99.84
14	-0.50	1.400	0.26	0.31	99.69
18	0.00	1.000	0.63	0.76	99.24
25	0.50	0.710	1.27	1.53	98.47
35	1.00	0.500	3.18	3.82	96.18
45	1.50	0.355	5.72	6.87	93.13
60	2.00	0.250	10.40	12.50	87.50
80	2.50	0.180	16.56	19.90	80.10
120	3.00	0.125	43.87	52.71	47.29
170	3.50	0.090	80.73	97.00	3.00
200	3.75	0.075	81.89	98.39	1.61
230	4.00	0.063	82.60	99.24	0.76
PAN			83.23	100.00	0.00

PHI (5): 1.19

PHI (16): 2.24

PHI (25): 2.58

PHI (50): 2.96

PHI (75): 3.25

PHI (84): 3.35

PHI (95): 3.48

SIEVE LOSS (g): 0.00

SILT/CLAY: 1.61%

SKEWNESS: -1.117

KURTOSIS: 1.389

GRAPHIC METHOD

MEAN (PHI): 2.64

SORTING: 0.56

MEAN (mm): 0.16

MEDIAN (mm): 0.13

NOTE: MEAN WAS CALCULATED USING 5 POINT METHOD

MOMENT METHOD

MEAN (PHI): 2.76

SORTING: 0.71

MEAN (mm): 0.15

DATA FILE NAME: VC99-7#1.TAB

GRADATION ANALYSIS REPORT

TOWN OF PALM BEACH

TESTED BY: RW ON: 5/11/99

SAMPLE NO.: VC99 7#2

SAMPLE ELEV. (FT. NGVD): -31.6

SAMPLE DEPTH (FT.): 2.0

SAMPLE TYPE: CORE SAMPLE

USCS DESCRIPTION: SP

DRY SAMPLE WEIGHT (GRAMS): 101.43

SAMPLE WEIGHT AFTER WASH (GRAMS): 100.52

SIEVE SIZE	PHI SIZE	MESH SIZE (mm)	RETAINED (GRAMS)	RETAINED (%)	PASSED (%)
5/8	-4.00	16.000	0.00	0.00	100.00
5/16	-3.00	8.000	0.00	0.00	100.00
5	-2.00	4.000	5.38	5.30	94.70
7	-1.50	2.800	9.33	9.20	90.80
10	-1.00	2.000	15.66	15.44	84.56
14	-0.50	1.400	26.32	25.95	74.05
18	0.00	1.000	39.21	38.66	61.34
25	0.50	0.710	52.45	51.71	48.29
35	1.00	0.500	70.29	69.30	30.70
45	1.50	0.355	80.55	79.41	20.59
60	2.00	0.250	87.82	86.58	13.42
80	2.50	0.180	91.08	89.80	10.20
120	3.00	0.125	95.84	94.49	5.51
170	3.50	0.090	100.34	98.93	1.07
200	3.75	0.075	100.51	99.09	0.91
230	4.00	0.063	100.97	99.55	0.45
PAN			101.43	100.00	0.00

PHI(5): -2.06

PHI(16): -0.97

PHI(25): -0.55

PHI(50): 0.43

PHI(75): 1.28

PHI(84): 1.82

PHI(95): 3.06

SIEVE LOSS(g): 0.00

SILT/CLAY: 0.91%

SKEWNESS: 0.047

KURTOSIS: 1.147

GRAPHIC METHOD

MEAN (PHI): 0.46

SORTING: 1.40

MEAN (mm): 0.73

MEDIAN (mm): 0.74

NOTE: MEAN WAS CALCULATED USING 5 POINT METHOD

MOMENT METHOD

MEAN (PHI): 0.40

SORTING: 1.42

MEAN (mm): 0.76

DATA FILE NAME: VC99-7#2.TAB

GRADATION ANALYSIS REPORT
TOWN OF PALM BEACH
TESTED BY: RW ON: 5/11/99

SAMPLE NO.: VC99 7#3
SAMPLE ELEV. (FT. NGVD): -33.1
SAMPLE DEPTH (FT.): 3.5
SAMPLE TYPE: CORE SAMPLE

USCS DESCRIPTION: SP

DRY SAMPLE WEIGHT (GRAMS): 88.64
SAMPLE WEIGHT AFTER WASH (GRAMS): 85.68

SIEVE SIZE	PHI SIZE	MESH SIZE (mm)	RETAINED (GRAMS)	RETAINED (%)	PASSED (%)
5/8	-4.00	16.000	0.00	0.00	100.00
5/16	-3.00	8.000	0.00	0.00	100.00
5	-2.00	4.000	0.00	0.00	100.00
7	-1.50	2.800	0.18	0.20	99.80
10	-1.00	2.000	0.62	0.70	99.30
14	-0.50	1.400	1.31	1.48	98.52
18	0.00	1.000	2.41	2.72	97.28
25	0.50	0.710	4.16	4.69	95.31
35	1.00	0.500	8.48	9.57	90.43
45	1.50	0.355	13.76	15.52	84.48
60	2.00	0.250	24.31	27.43	72.57
80	2.50	0.180	39.80	44.90	55.10
120	3.00	0.125	67.54	76.20	23.80
170	3.50	0.090	85.04	95.94	4.06
200	3.75	0.075	85.54	96.50	3.50
230	4.00	0.063	87.12	98.29	1.71
PAN			88.62	99.98	0.02

PHI(5): 0.53 PHI(16): 1.52 PHI(25): 1.90
PHI(50): 2.58 PHI(75): 2.98 PHI(84): 3.20
PHI(95): 3.48

SIEVE LOSS(g): 0.02 SILT/CLAY: 3.50%
SKEWNESS: -0.689 KURTOSIS: 1.115

GRAPHIC METHOD

MEAN (PHI): 2.26 SORTING: 0.84
MEAN (mm): 0.21 MEDIAN (mm): 0.17
NOTE: MEAN WAS CALCULATED USING 5 POINT METHOD

MOMENT METHOD

MEAN (PHI): 2.33 SORTING: 0.93
MEAN (mm): 0.20

DATA FILE NAME: VC99-7#3.TAB

GRADATION ANALYSIS REPORT
TOWN OF PALM BEACH 4/99
TESTED BY: ID ON: 4/99

SAMPLE NO.: VC99 7#4
SAMPLE ELEV. (FT. NGVD): -34.1
SAMPLE DEPTH (FT.): 4.5
SAMPLE TYPE: CORE SAMPLE

USCS DESCRIPTION: SP

DRY SAMPLE WEIGHT (GRAMS): 96.28
SAMPLE WEIGHT AFTER WASH (GRAMS): 94.98

SIEVE SIZE	PHI SIZE	MESH SIZE (mm)	RETAINED (GRAMS)	RETAINED (%)	PASSED (%)
5/8	-4.00	16.000	0.00	0.00	100.00
5/16	-3.00	8.000	0.00	0.00	100.00
5	-2.00	4.000	0.22	0.23	99.77
7	-1.50	2.800	1.44	1.50	98.50
10	-1.00	2.000	2.60	2.70	97.30
14	-0.50	1.400	4.99	5.18	94.82
18	0.00	1.000	9.15	9.50	90.50
25	0.50	0.710	15.42	16.02	83.98
35	1.00	0.500	28.59	29.69	70.31
45	1.50	0.355	41.84	43.46	56.54
60	2.00	0.250	62.83	65.26	34.74
80	2.50	0.180	79.62	82.70	17.30
120	3.00	0.125	90.15	93.63	6.37
170	3.50	0.090	94.93	98.60	1.40
200	3.75	0.075	94.97	98.64	1.36
230	4.00	0.063	95.63	99.32	0.68
PAN			96.28	100.00	0.00

PHI(5): -0.54 PHI(16): 0.50 PHI(25): 0.83
PHI(50): 1.65 PHI(75): 2.28 PHI(84): 2.56
PHI(95): 3.14

SIEVE LOSS(g): 0.00 SILT/CLAY: 1.36%
SKEWNESS: -0.339 KURTOSIS: 1.038

GRAPHIC METHOD

MEAN (PHI): 1.46 SORTING: 1.03
MEAN (mm): 0.36 MEDIAN (mm): 0.32

NOTE: MEAN WAS CALCULATED USING 5 POINT METHOD

MOMENT METHOD

MEAN (PHI): 1.49 SORTING: 1.09
MEAN (mm): 0.36

DATA FILE NAME: VC99-7#4.TAB

GRADATION ANALYSIS REPORT
TOWN OF PALM BEACH 4/99
TESTED BY: ID ON: 4/99

SAMPLE NO.: VC99 7#5
SAMPLE ELEV. (FT. NGVD): -35.5
SAMPLE DEPTH (FT.): 5.9
SAMPLE TYPE: CORE SAMPLE

USCS DESCRIPTION: SP

DRY SAMPLE WEIGHT (GRAMS): 87.52
SAMPLE WEIGHT AFTER WASH (GRAMS): 85.57

SIEVE SIZE	PHI SIZE	MESH SIZE (mm)	RETAINED (GRAMS)	RETAINED (%)	PASSED (%)
5/8	-4.00	16.000	0.00	0.00	100.00
5/16	-3.00	8.000	0.00	0.00	100.00
5	-2.00	4.000	0.00	0.00	100.00
7	-1.50	2.800	0.15	0.17	99.83
10	-1.00	2.000	0.30	0.34	99.66
14	-0.50	1.400	0.52	0.59	99.41
18	0.00	1.000	0.80	0.91	99.09
25	0.50	0.710	1.29	1.47	98.53
35	1.00	0.500	2.50	2.86	97.14
45	1.50	0.355	4.81	5.50	94.50
60	2.00	0.250	9.59	10.96	89.04
80	2.50	0.180	22.52	25.73	74.27
120	3.00	0.125	59.72	68.24	31.76
170	3.50	0.090	83.74	95.68	4.32
200	3.75	0.075	85.53	97.73	2.27
230	4.00	0.063	86.53	98.87	1.13
PAN			87.52	100.00	0.00

PHI (5): 1.41 PHI (16): 2.17 PHI (25): 2.48
PHI (50): 2.79 PHI (75): 3.12 PHI (84): 3.29
PHI (95): 3.49

SIEVE LOSS (g): 0.00 SILT/CLAY: 2.27%
SKEWNESS: -0.607 KURTOSIS: 1.317

GRAPHIC METHOD

MEAN (PHI): 2.63 SORTING: 0.56
MEAN (mm): 0.16 MEDIAN (mm): 0.15
NOTE: MEAN WAS CALCULATED USING 5 POINT METHOD

MOMENT METHOD

MEAN (PHI): 2.67 SORTING: 0.68
MEAN (mm): 0.16

DATA FILE NAME: VC99-7#5.TAB

GRADATION ANALYSIS REPORT
TOWN OF PALM BEACH 4/99
TESTED BY: ID ON: 4/99

SAMPLE NO.: VC99 7#6
SAMPLE ELEV. (FT. NGVD): -37.6
SAMPLE DEPTH (FT.): 8.0
SAMPLE TYPE: CORE SAMPLE

USCS DESCRIPTION: SP

DRY SAMPLE WEIGHT (GRAMS): 106.79
SAMPLE WEIGHT AFTER WASH (GRAMS): 105.48

SIEVE SIZE	PHI SIZE	MESH SIZE (mm)	RETAINED (GRAMS)	RETAINED (%)	PASSED (%)
5/8	-4.00	16.000	0.00	0.00	100.00
5/16	-3.00	8.000	0.00	0.00	100.00
5	-2.00	4.000	7.25	6.79	93.21
7	-1.50	2.800	11.40	10.68	89.32
10	-1.00	2.000	19.36	18.13	81.87
14	-0.50	1.400	32.20	30.15	69.85
18	0.00	1.000	48.14	45.08	54.92
25	0.50	0.710	64.27	60.18	39.82
35	1.00	0.500	79.46	74.41	25.59
45	1.50	0.355	85.99	80.52	19.48
60	2.00	0.250	93.19	87.26	12.74
80	2.50	0.180	97.50	91.30	8.70
120	3.00	0.125	102.27	95.77	4.23
170	3.50	0.090	105.27	98.58	1.42
200	3.75	0.075	105.44	98.74	1.26
230	4.00	0.063	106.13	99.38	0.62
PAN			106.79	100.00	0.00

PHI(5): -2.26 PHI(16): -1.14 PHI(25): -0.71
PHI(50): 0.16 PHI(75): 1.05 PHI(84): 1.76
PHI(95): 2.91

SIEVE LOSS(g): 0.00 SILT/CLAY: 1.26%
SKEWNESS: 0.112 KURTOSIS: 1.204

GRAPHIC METHOD

MEAN (PHI): 0.29 SORTING: 1.45
MEAN (mm): 0.82 MEDIAN (mm): 0.89
NOTE: MEAN WAS CALCULATED USING 5 POINT METHOD

MOMENT METHOD

MEAN (PHI): 0.22 SORTING: 1.43
MEAN (mm): 0.86

DATA FILE NAME: VC99-7#6.TAB

GRADATION ANALYSIS REPORT
TOWN OF PALM BEACH
TESTED BY: RW ON: 4/99

SAMPLE NO.: VC99 7#7
SAMPLE ELEV. (FT. NGVD): -41.6
SAMPLE DEPTH (FT.): 12.0
SAMPLE TYPE: CORE SAMPLE

USCS DESCRIPTION: SP

DRY SAMPLE WEIGHT (GRAMS): 86.68
SAMPLE WEIGHT AFTER WASH (GRAMS): 82.80

SIEVE SIZE	PHI SIZE	MESH SIZE (mm)	RETAINED (GRAMS)	RETAINED (%)	PASSED (%)
5/8	-4.00	16.000	0.00	0.00	100.00
5/16	-3.00	8.000	0.00	0.00	100.00
5	-2.00	4.000	0.00	0.00	100.00
7	-1.50	2.800	0.00	0.00	100.00
10	-1.00	2.000	0.00	0.00	100.00
14	-0.50	1.400	0.07	0.08	99.92
18	0.00	1.000	0.08	0.09	99.91
25	0.50	0.710	0.19	0.22	99.78
35	1.00	0.500	0.36	0.42	99.58
45	1.50	0.355	0.69	0.80	99.20
60	2.00	0.250	2.11	2.43	97.57
80	2.50	0.180	7.93	9.15	90.85
120	3.00	0.125	37.51	43.27	56.73
170	3.50	0.090	81.43	93.94	6.06
200	3.75	0.075	82.69	95.40	4.60
230	4.00	0.063	84.72	97.74	2.26
PAN			86.67	99.99	0.01

PHI (5): 2.19 PHI (16): 2.60 PHI (25): 2.73
PHI (50): 3.07 PHI (75): 3.31 PHI (84): 3.40
PHI (95): 3.68

SIEVE LOSS(g): 0.01 SILT/CLAY: 4.60%
SKEWNESS: -0.324 KURTOSIS: 1.052

GRAPHIC METHOD

MEAN (PHI): 2.99 SORTING: 0.40
MEAN (mm): 0.13 MEDIAN (mm): 0.12

NOTE: MEAN WAS CALCULATED USING 5 POINT METHOD

MOMENT METHOD

MEAN (PHI): 2.98 SORTING: 0.43
MEAN (mm): 0.13

DATA FILE NAME: VC99-7#7.TAB

GRADATION ANALYSIS REPORT

TOWN OF PALM BEACH

TESTED BY: ID ON: 10/99

SAMPLE NO.: VC-99#7-8

SAMPLE ELEV. (FT. NGVD): 0.0

SAMPLE DEPTH (FT.): 2.7

SAMPLE TYPE: CORE SAMPLE

USCS DESCRIPTION: SP

DRY SAMPLE WEIGHT (GRAMS): 101.80

SAMPLE WEIGHT AFTER WASH (GRAMS): 98.25

SIEVE SIZE	PHI SIZE	MESH SIZE (mm)	RETAINED (GRAMS)	RETAINED (%)	PASSED (%)
5/8	-4.00	16.000	0.00	0.00	100.00
5/16	-3.00	8.000	0.00	0.00	100.00
5	-2.00	4.000	0.17	0.17	99.83
7	-1.50	2.800	0.30	0.29	99.71
10	-1.00	2.000	0.98	0.96	99.04
14	-0.50	1.400	1.95	1.92	98.08
18	0.00	1.000	3.71	3.64	96.36
25	0.50	0.710	7.21	7.08	92.92
35	1.00	0.500	17.66	17.35	82.65
45	1.50	0.355	31.96	31.39	68.61
60	2.00	0.250	55.83	54.84	45.16
80	2.50	0.180	75.73	74.39	25.61
120	3.00	0.125	90.18	88.59	11.41
170	3.50	0.090	98.05	96.32	3.68
200	3.75	0.075	98.20	96.46	3.54
230	4.00	0.063	100.01	98.25	1.75
PAN			101.80	100.00	0.00

PHI(5): 0.20

PHI(16): 0.93

PHI(25): 1.27

PHI(50): 1.90

PHI(75): 2.52

PHI(84): 2.84

PHI(95): 3.41

SIEVE LOSS(g): 0.00

SILT/CLAY: 3.54%

SKEWNESS: -0.095

KURTOSIS: 1.056

GRAPHIC METHOD

MEAN (PHI): 1.86

SORTING: 0.95

MEAN (mm): 0.28

MEDIAN (mm): 0.27

NOTE: MEAN WAS CALCULATED USING 5 POINT METHOD

MOMENT METHOD

MEAN (PHI): 1.83

SORTING: 0.95

MEAN (mm): 0.28

DATA FILE NAME: VC-99#7-8.TAB

GRADATION ANALYSIS REPORT
TOWN OF PALM BEACH
TESTED BY: ID ON: 10/99

SAMPLE NO.: VC-99#7-9
SAMPLE ELEV. (FT. NGVD): 0.0
SAMPLE DEPTH (FT.): 4.9
SAMPLE TYPE: CORE SAMPLE

USCS DESCRIPTION: SW

DRY SAMPLE WEIGHT (GRAMS): 111.73
SAMPLE WEIGHT AFTER WASH (GRAMS): 110.54

SIEVE SIZE	PHI SIZE	MESH SIZE (mm)	RETAINED (GRAMS)	RETAINED (%)	PASSED (%)
5/8	-4.00	16.000	0.00	0.00	100.00
5/16	-3.00	8.000	1.37	1.23	98.77
5	-2.00	4.000	8.17	7.31	92.69
7	-1.50	2.800	15.90	14.23	85.77
10	-1.00	2.000	26.23	23.48	76.52
14	-0.50	1.400	42.63	38.15	61.85
18	0.00	1.000	58.11	52.01	47.99
25	0.50	0.710	73.84	66.09	33.91
35	1.00	0.500	84.95	76.03	23.97
45	1.50	0.355	91.48	81.88	18.12
60	2.00	0.250	97.72	87.46	12.54
80	2.50	0.180	101.95	91.25	8.75
120	3.00	0.125	104.30	93.35	6.65
170	3.50	0.090	110.34	98.76	1.24
200	3.75	0.075	110.50	98.90	1.10
230	4.00	0.063	111.13	99.46	0.54
PAN			111.73	100.00	0.00

PHI (5): -2.38 PHI (16): -1.40 PHI (25): -0.95
PHI (50): -0.07 PHI (75): 0.95 PHI (84): 1.69
PHI (95): 3.15

SIEVE LOSS(g): 0.00 SILT/CLAY: 1.10%
SKEWNESS: 0.297 KURTOSIS: 1.196

GRAPHIC METHOD

MEAN (PHI): 0.20 SORTING: 1.55
MEAN (mm): 0.87 MEDIAN (mm): 1.05
NOTE: MEAN WAS CALCULATED USING 5 POINT METHOD

MOMENT METHOD

MEAN (PHI): 0.05 SORTING: 1.53
MEAN (mm): 0.97

DATA FILE NAME: VC-99#7-9.TAB

GRADATION ANALYSIS REPORT

TOWN OF PALM BEACH

TESTED BY: ID ON: 10/99

SAMPLE NO.: VC-99#7-10

SAMPLE ELEV. (FT. NGVD): 0.0

SAMPLE DEPTH (FT.): 7.0

SAMPLE TYPE: CORE SAMPLE
-----USCS DESCRIPTION: SP

DRY SAMPLE WEIGHT (GRAMS): 99.87

SAMPLE WEIGHT AFTER WASH (GRAMS): 98.25

SIEVE SIZE	PHI SIZE	MESH SIZE (mm)	RETAINED (GRAMS)	RETAINED (%)	PASSED (%)
5/8	-4.00	16.000	0.00	0.00	100.00
5/16	-3.00	8.000	0.00	0.00	100.00
5	-2.00	4.000	0.00	0.00	100.00
7	-1.50	2.800	0.14	0.14	99.86
10	-1.00	2.000	0.38	0.38	99.62
14	-0.50	1.400	1.07	1.07	98.93
18	0.00	1.000	2.68	2.68	97.32
25	0.50	0.710	6.54	6.55	93.45
35	1.00	0.500	16.72	16.74	83.26
45	1.50	0.355	26.84	26.87	73.13
60	2.00	0.250	38.93	38.98	61.02
80	2.50	0.180	50.16	50.23	49.77
120	3.00	0.125	73.92	74.02	25.98
170	3.50	0.090	97.19	97.32	2.68
200	3.75	0.075	98.03	98.16	1.84
230	4.00	0.063	99.05	99.18	0.82
PAN			99.87	100.00	0.00

PHI(5): 0.30

PHI(16): 0.96

PHI(25): 1.41

PHI(50): 2.49

PHI(75): 3.02

PHI(84): 3.21

PHI(95): 3.45

SIEVE LOSS(g): 0.00

SILT/CLAY: 1.84%

SKEWNESS: -0.547

KURTOSIS: 0.800

GRAPHIC METHOD

MEAN (PHI): 2.08

SORTING: 1.13

MEAN (mm): 0.24

MEDIAN (mm): 0.18

NOTE: MEAN WAS CALCULATED USING 5 POINT METHOD

MOMENT METHOD

MEAN (PHI): 2.16

SORTING: 1.03

MEAN (mm): 0.22

DATA FILE NAME: VC-99#7-10.TAB

GRADATION ANALYSIS REPORT
TOWN OF PALM BEACH
TESTED BY: ID ON: 10/99

SAMPLE NO.: VC-99#7-11
SAMPLE ELEV. (FT. NGVD): 0.0
SAMPLE DEPTH (FT.): 9.5
SAMPLE TYPE: CORE SAMPLE

USCS DESCRIPTION: SP

DRY SAMPLE WEIGHT (GRAMS): 99.08
SAMPLE WEIGHT AFTER WASH (GRAMS): 95.68

SIEVE SIZE	PHI SIZE	MESH SIZE (mm)	RETAINED (GRAMS)	RETAINED (%)	PASSED (%)
5/8	-4.00	16.000	0.00	0.00	100.00
5/16	-3.00	8.000	0.00	0.00	100.00
5	-2.00	4.000	0.00	0.00	100.00
7	-1.50	2.800	0.17	0.17	99.83
10	-1.00	2.000	0.34	0.34	99.66
14	-0.50	1.400	0.63	0.64	99.36
18	0.00	1.000	1.06	1.07	98.93
25	0.50	0.710	1.88	1.90	98.10
35	1.00	0.500	3.37	3.40	96.60
45	1.50	0.355	5.98	6.04	93.96
60	2.00	0.250	13.42	13.54	86.46
80	2.50	0.180	24.17	24.39	75.61
120	3.00	0.125	51.11	51.58	48.42
170	3.50	0.090	94.47	95.35	4.65
200	3.75	0.075	95.34	96.23	3.77
230	4.00	0.063	97.34	98.24	1.76
PAN			99.07	99.99	0.01

PHI(5): 1.30 PHI(16): 2.11 PHI(25): 2.51
PHI(50): 2.97 PHI(75): 3.27 PHI(84): 3.37
PHI(95): 3.50

SIEVE LOSS(g): 0.01 SILT/CLAY: 3.77%
SKEWNESS: -0.909 KURTOSIS: 1.188

GRAPHIC METHOD

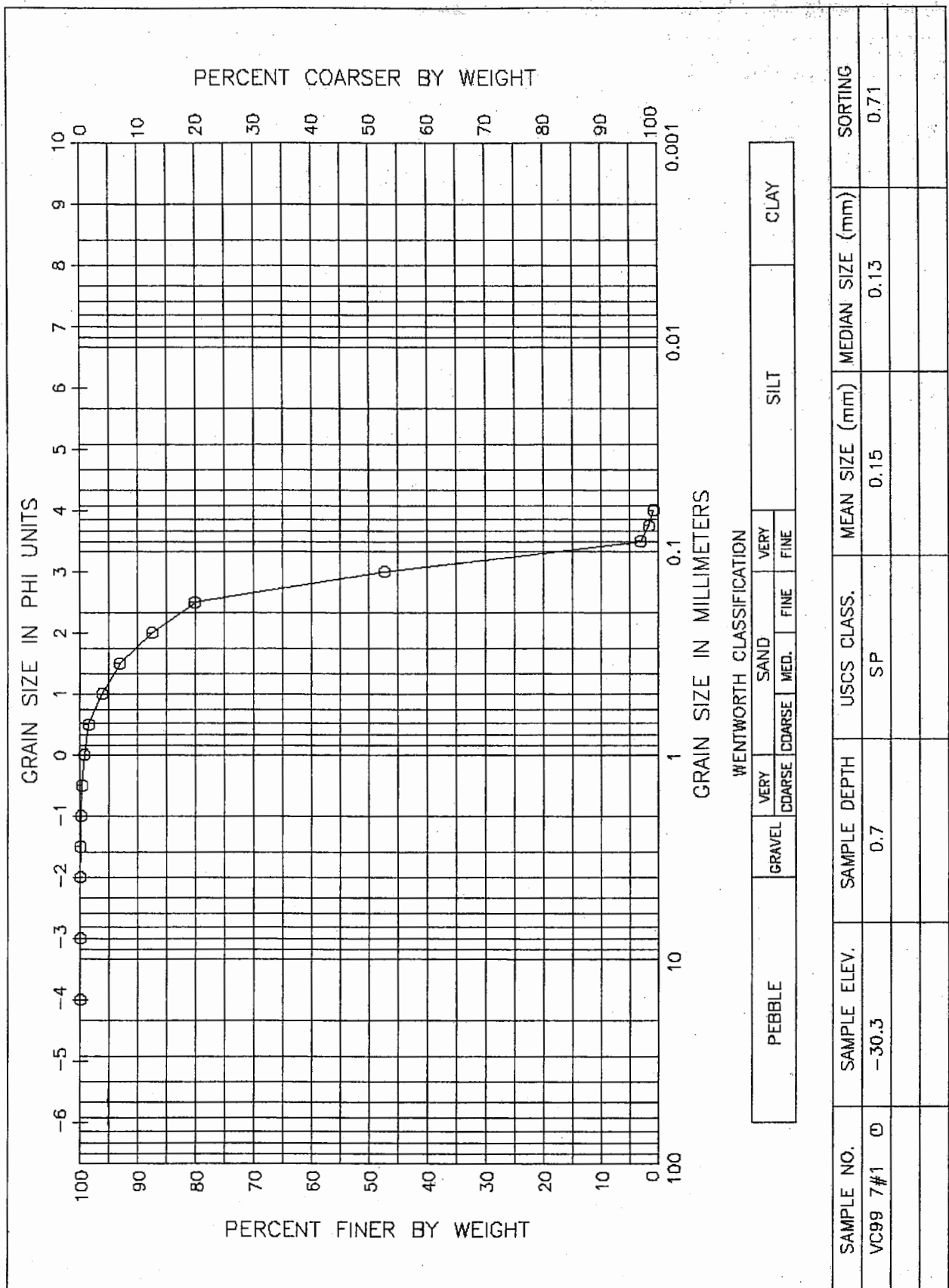
MEAN (PHI): 2.65 SORTING: 0.63
MEAN (mm): 0.16 MEDIAN (mm): 0.13

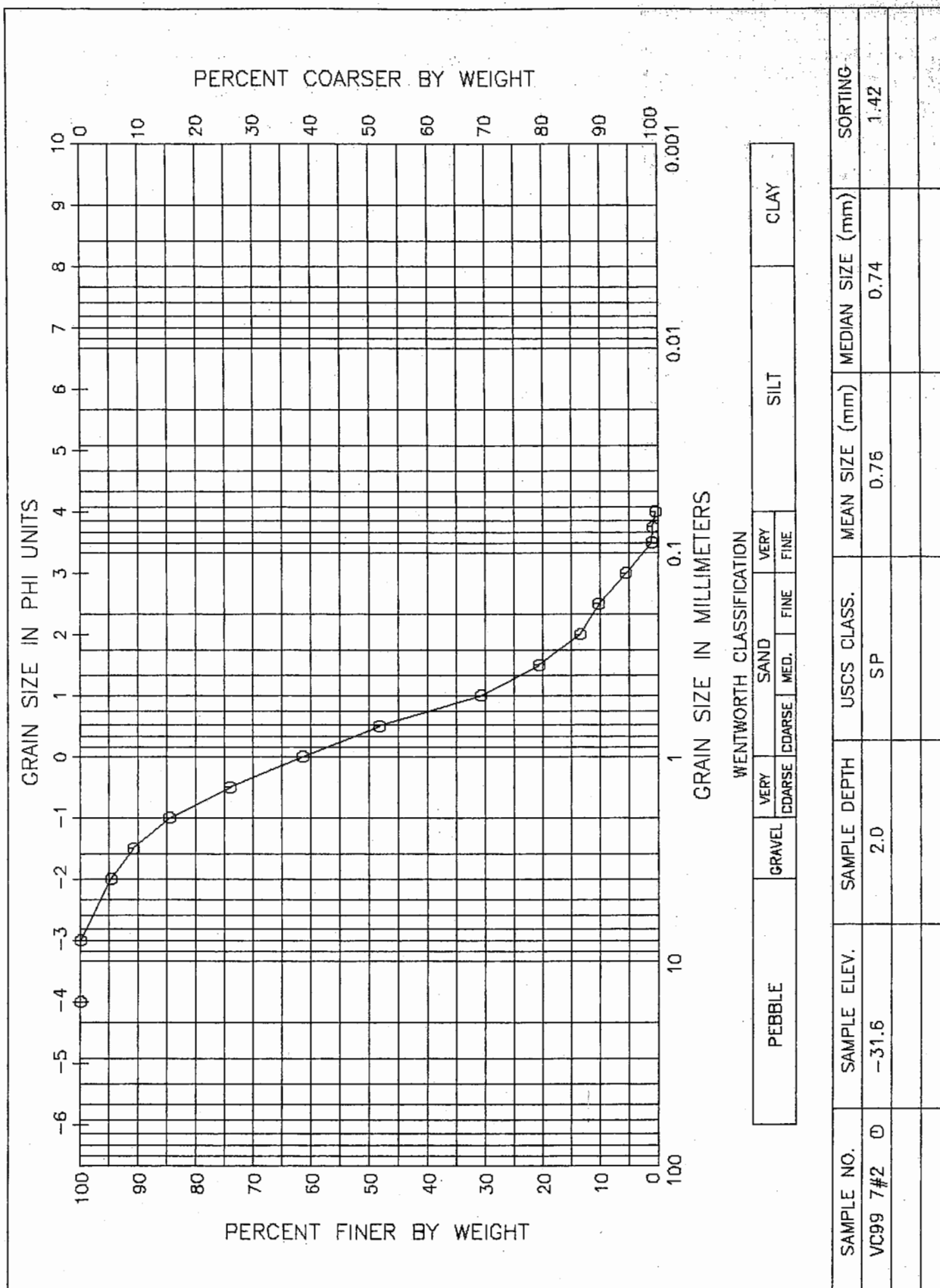
NOTE: MEAN WAS CALCULATED USING 5 POINT METHOD

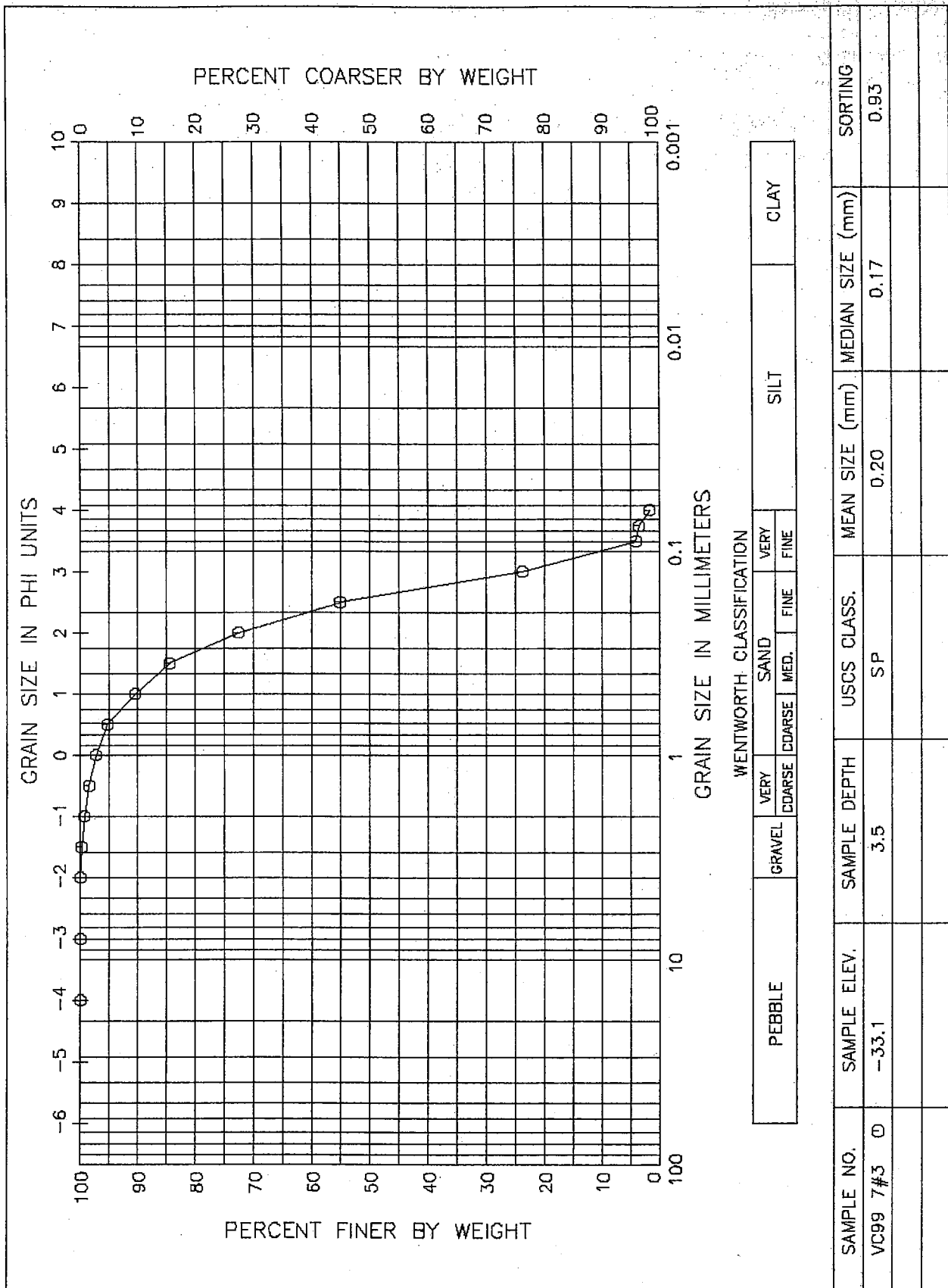
MOMENT METHOD

MEAN (PHI): 2.74 SORTING: 0.75
MEAN (mm): 0.15

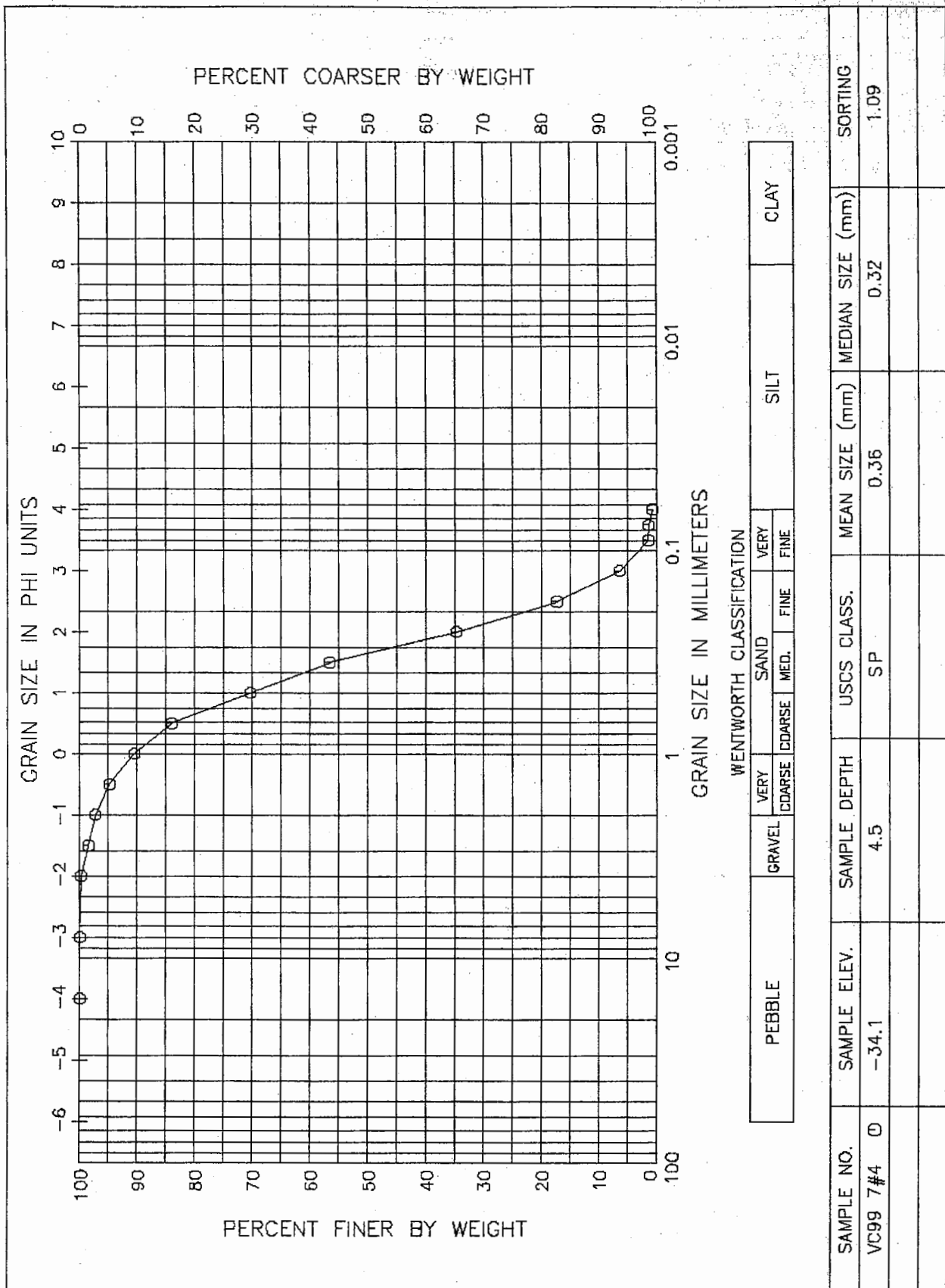
DATA FILE NAME: VC-99#7-11.TAB



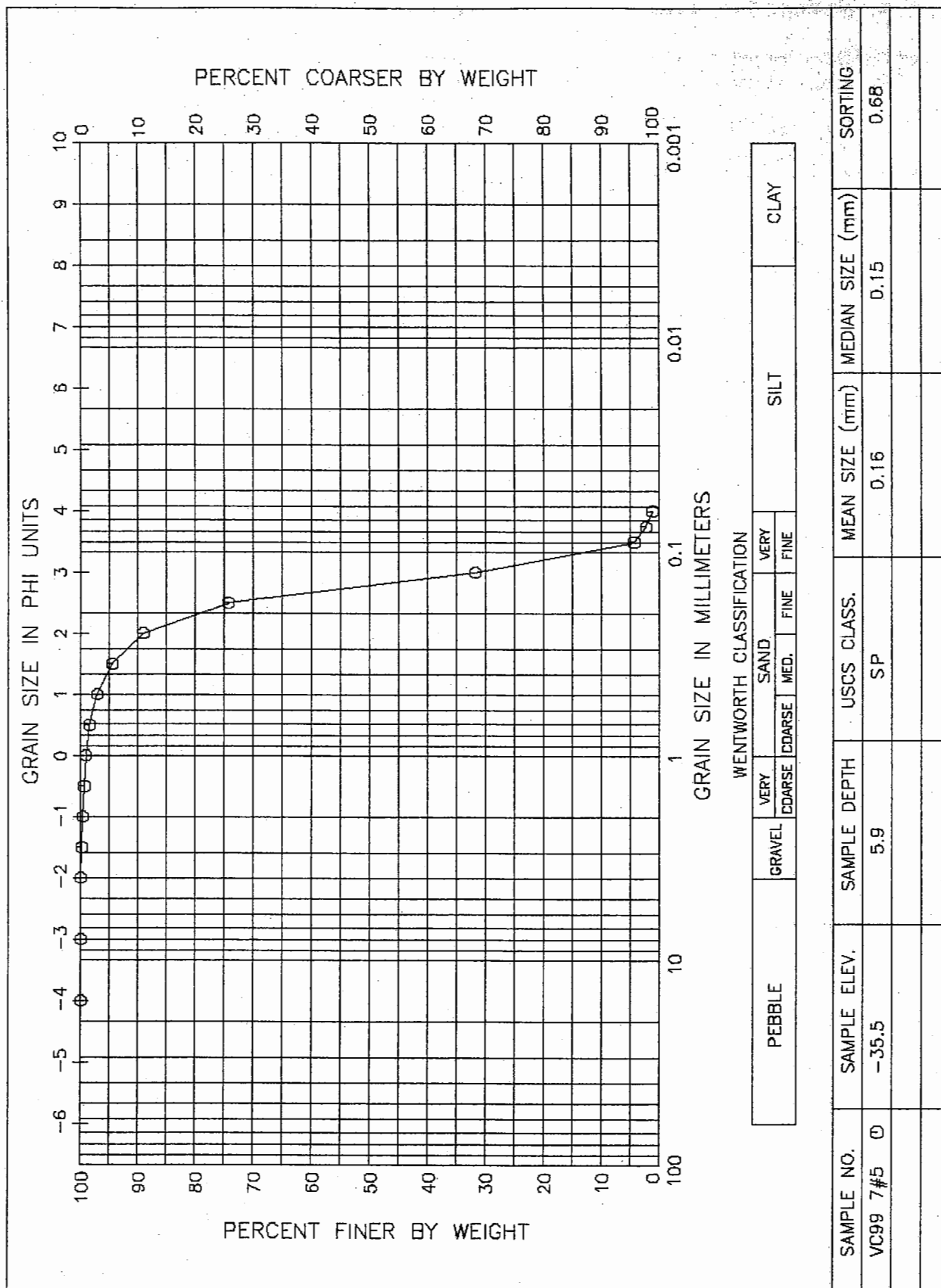


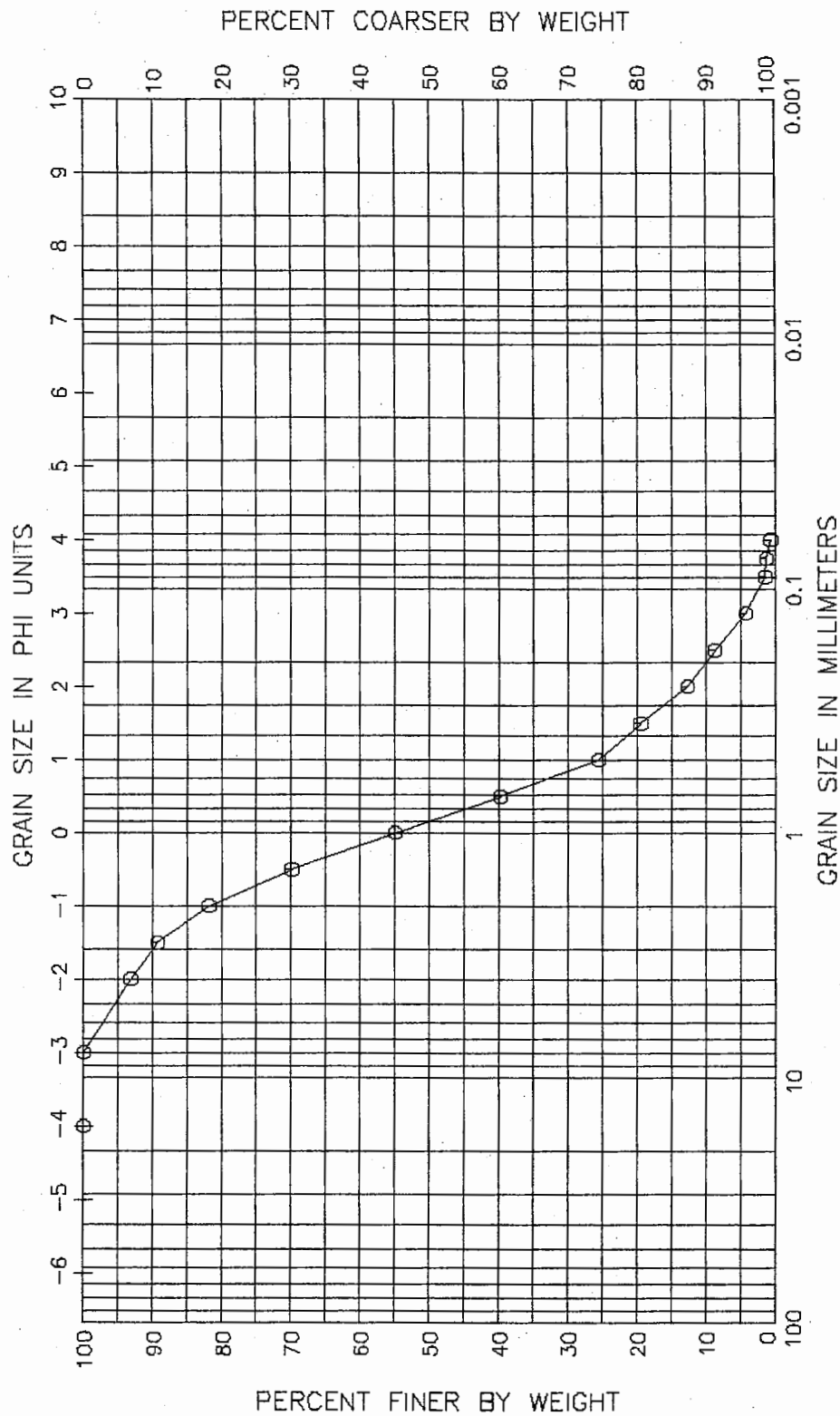


GRAIN SIZE DISTRIBUTION CURVE
TOWN OF PALM BEACH



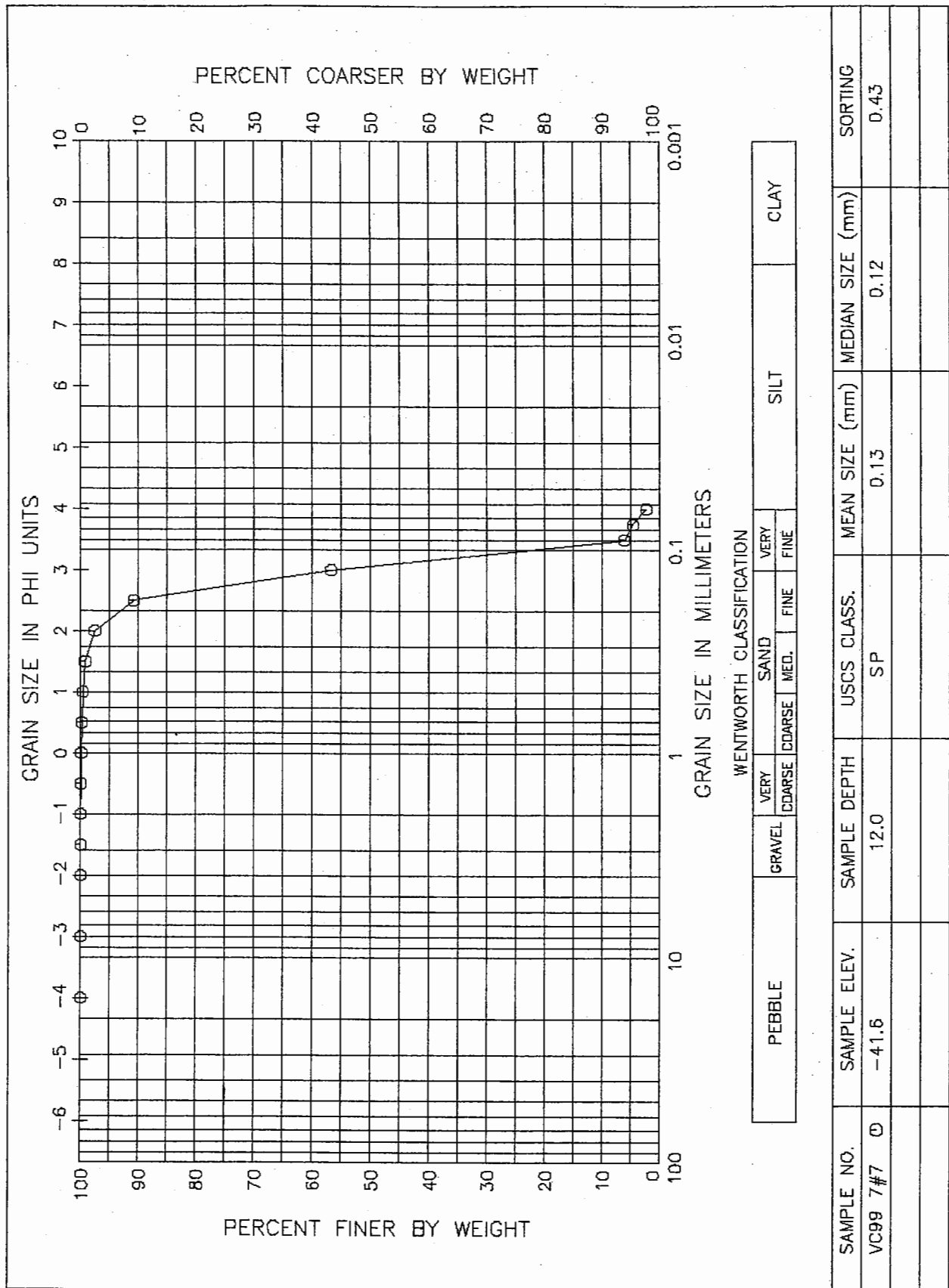
GRAIN SIZE DISTRIBUTION CURVE
TOWN OF PALM BEACH 4/99

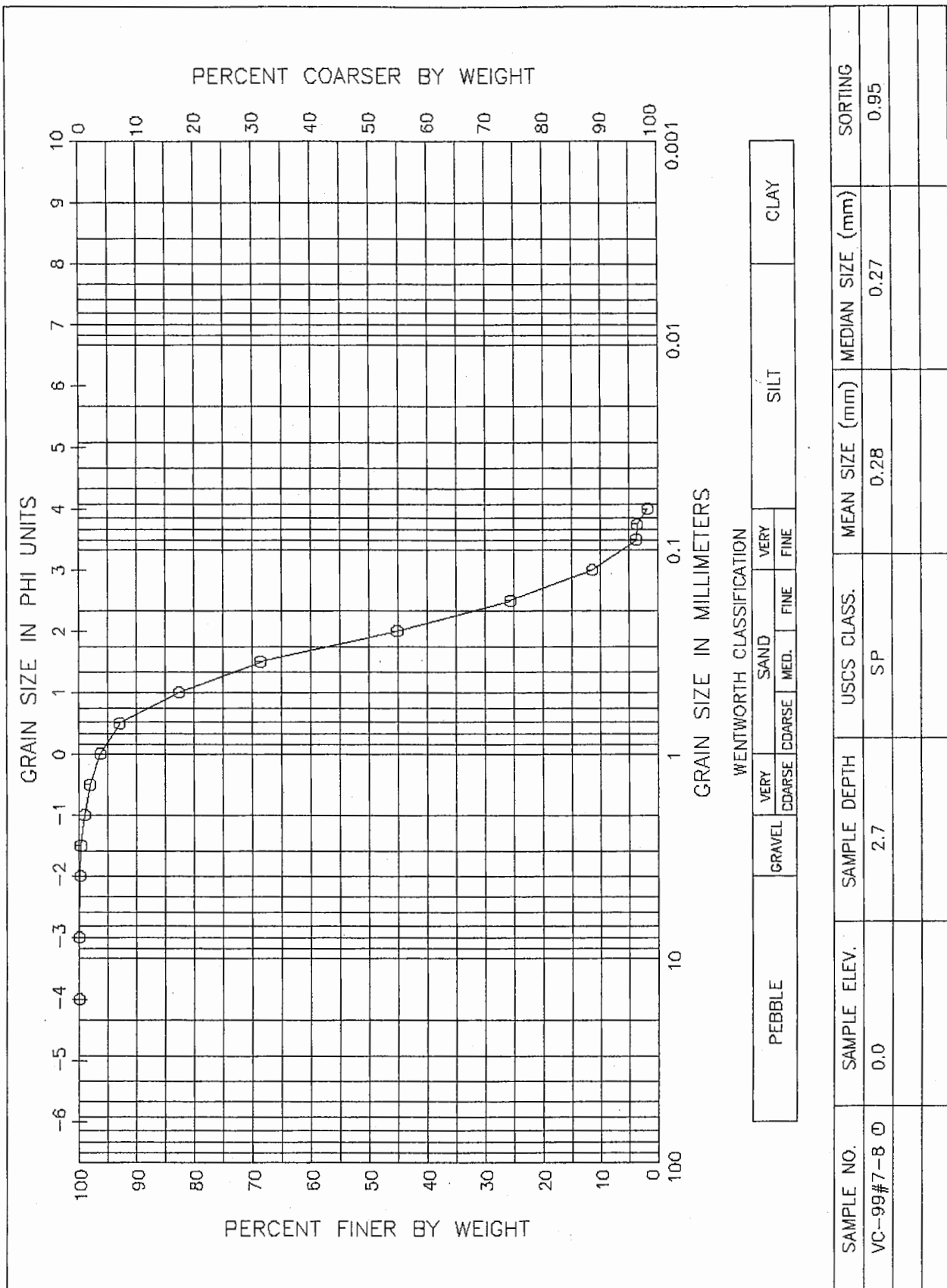


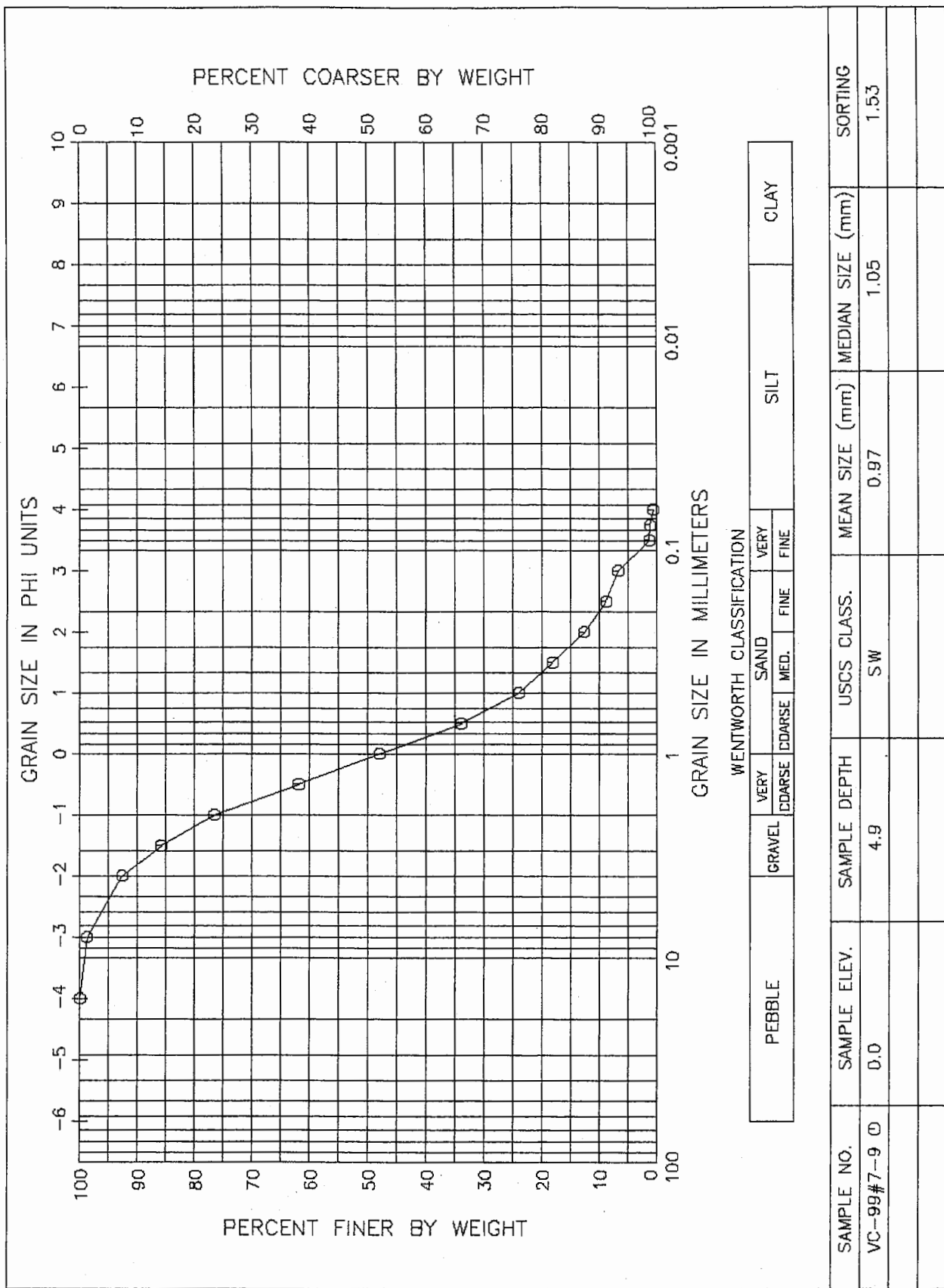


SAMPLE NO.	SAMPLE ELEV.	SAMPLE DEPTH	USCS CLASS.	MEAN SIZE (mm)	MEDIAN SIZE (mm)	SORTING
VC99 7#6 0	-37.6	8.0	SP	0.86	0.89	1.43

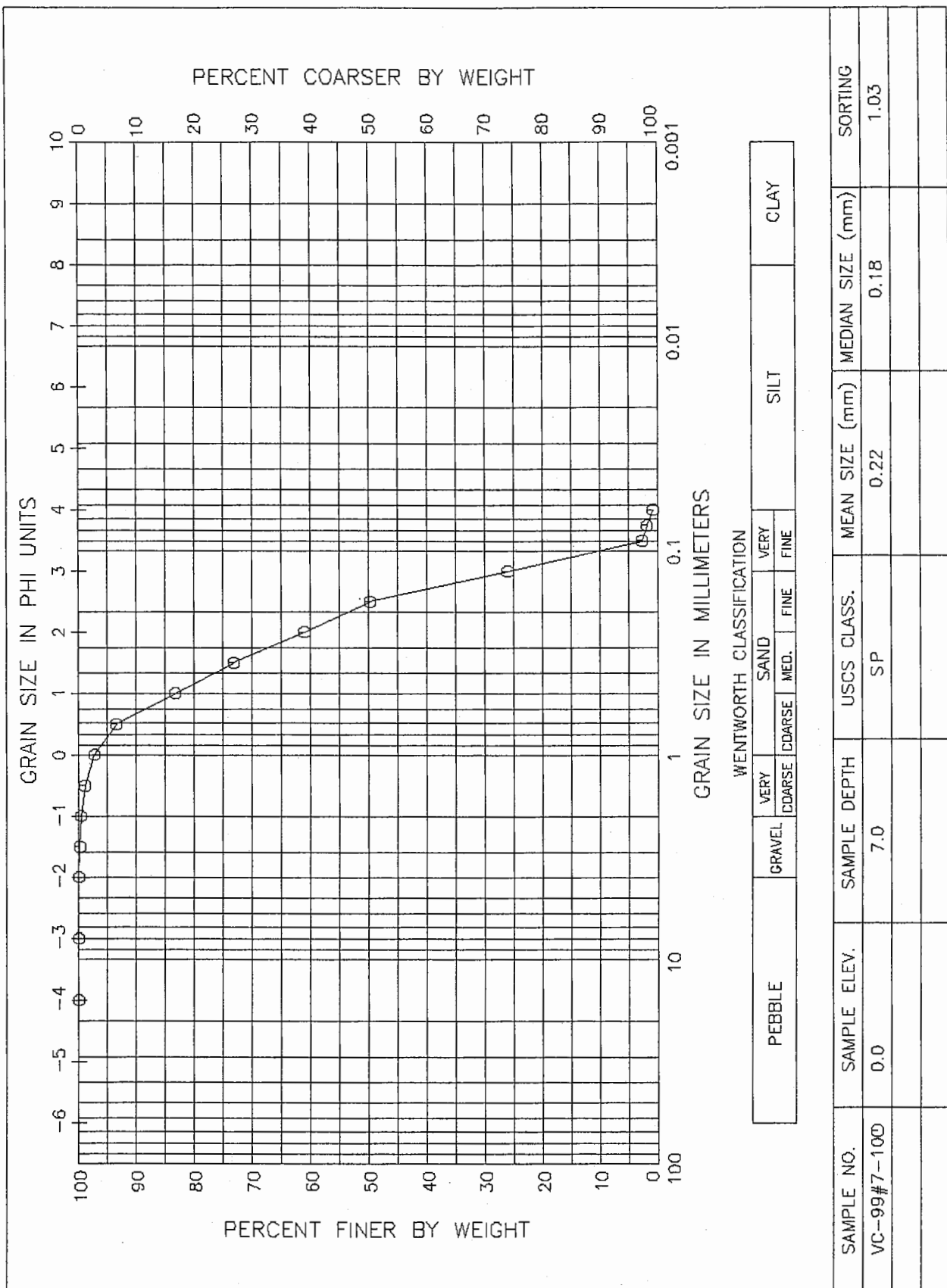
GRAIN SIZE DISTRIBUTION CURVE
TOWN OF PALM BEACH 4/99

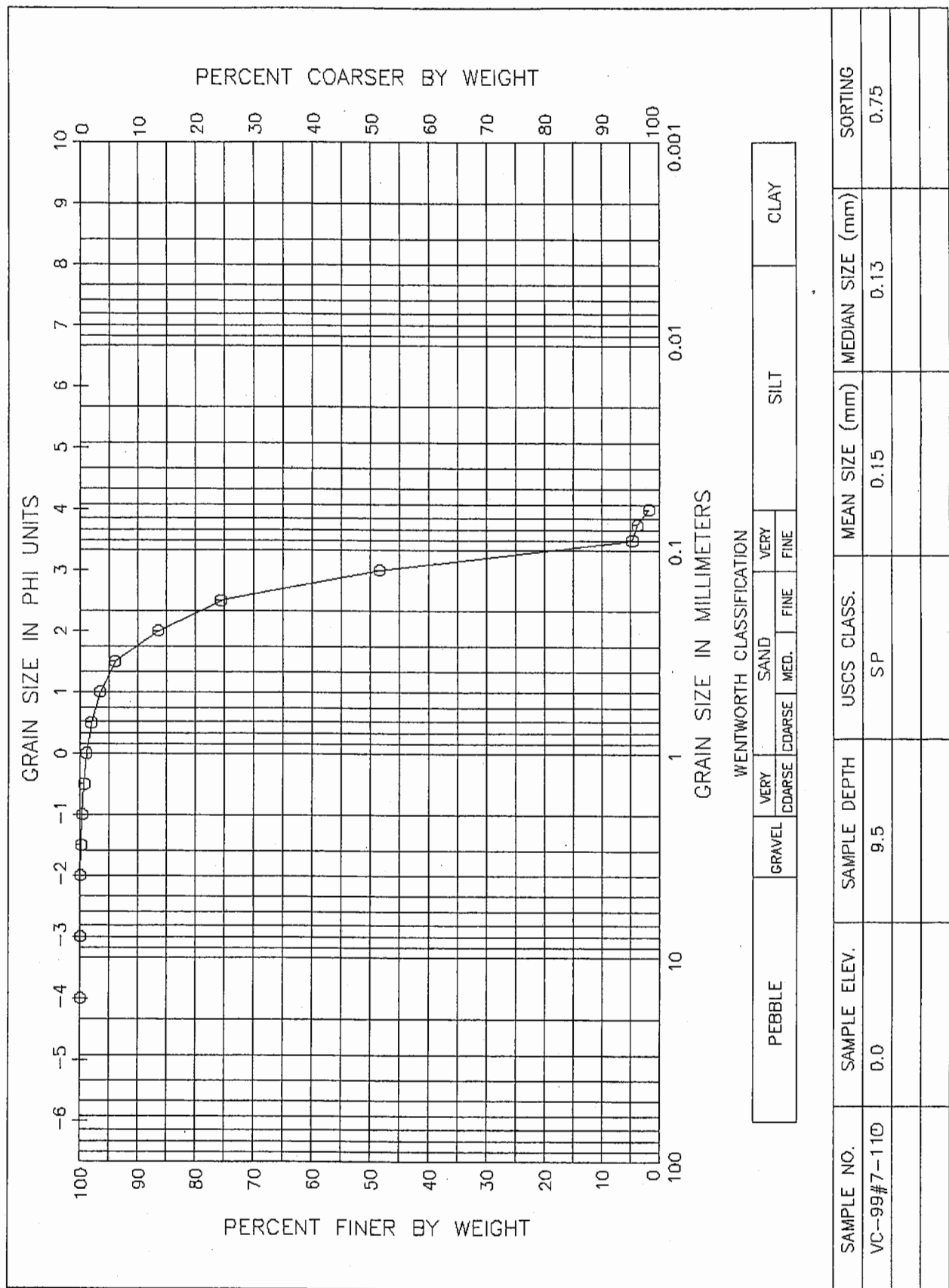






GRAIN SIZE DISTRIBUTION CURVE
TOWN OF PALM BEACH





GRAIN SIZE DISTRIBUTION CURVE
TOWN OF PALM BEACH