

GRADATION ANALYSIS REPORT

TOWN OF PALM BEACH

TESTED BY: RW ON: 6/10/99

SAMPLE NO.: VC99 82#1
SAMPLE ELEV. (FT. NGVD): -34.0
SAMPLE DEPTH (FT.): 1.0
SAMPLE TYPE: CORE SAMPLE

USCS DESCRIPTION: SP

DRY SAMPLE WEIGHT (GRAMS): 154.96
SAMPLE WEIGHT AFTER WASH (GRAMS): 152.49

SIEVE SIZE	PHI SIZE	MESH SIZE (mm)	RETAINED (GRAMS)	RETAINED (%)	PASSED (%)
5/8	-4.00	16.000	0.00	0.00	100.00
5/16	-3.00	8.000	0.00	0.00	100.00
5	-2.00	4.000	0.05	0.03	99.97
7	-1.50	2.800	0.14	0.09	99.91
10	-1.00	2.000	0.31	0.20	99.80
14	-0.50	1.400	0.77	0.50	99.50
18	0.00	1.000	1.41	0.91	99.09
25	0.50	0.710	3.00	1.94	98.06
35	1.00	0.500	6.41	4.14	95.86
45	1.50	0.355	10.80	6.97	93.03
60	2.00	0.250	19.56	12.62	87.38
80	2.50	0.180	36.18	23.35	76.65
120	3.00	0.125	98.90	63.82	36.18
170	3.50	0.090	151.40	97.70	2.30
200	3.75	0.075	152.23	98.24	1.76
230	4.00	0.063	153.63	99.14	0.86
PAN			154.95	99.99	0.01

PHI(5): 1.15 PHI(16): 2.16 PHI(25): 2.52
PHI(50): 2.83 PHI(75): 3.16 PHI(84): 3.30
PHI(95): 3.46

SIEVE LOSS(g): 0.01 SILT/CLAY: 1.76%
SKEWNESS: -0.917 KURTOSIS: 1.467

GRAPHIC METHOD

MEAN (PHI): 2.58 SORTING: 0.57
MEAN (mm): 0.17 MEDIAN (mm): 0.14
NOTE: MEAN WAS CALCULATED USING 5 POINT METHOD

MOMENT METHOD

MEAN (PHI): 2.68 SORTING: 0.71
MEAN (mm): 0.16

DATA FILE NAME: VC99-82#1.TAB

GRADATION ANALYSIS REPORT

TOWN OF PALM BEACH

TESTED BY: RW ON: 6/10/99

SAMPLE NO.: VC99 82#2
SAMPLE ELEV. (FT. NGVD): -35.7
SAMPLE DEPTH (FT.): 2.7
SAMPLE TYPE: CORE SAMPLE

USCS DESCRIPTION: SP

DRY SAMPLE WEIGHT (GRAMS): 213.37
SAMPLE WEIGHT AFTER WASH (GRAMS): 210.96

SIEVE SIZE	PHI SIZE	MESH SIZE (mm)	RETAINED (GRAMS)	RETAINED (%)	PASSED (%)
5/8	-4.00	16.000	0.00	0.00	100.00
5/16	-3.00	8.000	1.70	0.80	99.20
5	-2.00	4.000	7.28	3.41	96.59
7	-1.50	2.800	10.27	4.81	95.19
10	-1.00	2.000	14.57	6.83	93.17
14	-0.50	1.400	22.98	10.77	89.23
18	0.00	1.000	34.01	15.94	84.06
25	0.50	0.710	52.01	24.38	75.62
35	1.00	0.500	84.68	39.69	60.31
45	1.50	0.355	107.31	50.29	49.71
60	2.00	0.250	119.67	56.09	43.91
80	2.50	0.180	135.01	63.28	36.72
120	3.00	0.125	179.47	84.11	15.89
170	3.50	0.090	209.64	98.25	1.75
200	3.75	0.075	210.56	98.68	1.32
230	4.00	0.063	212.10	99.40	0.60
PAN			213.36	100.00	0.00

PHI(5): -1.45 PHI(16): 0.00 PHI(25): 0.52
PHI(50): 1.49 PHI(75): 2.78 PHI(84): 3.00
PHI(95): 3.39

SIEVE LOSS(g): 0.01 SILT/CLAY: 1.32%
SKEWNESS: -0.348 KURTOSIS: 0.877

GRAPHIC METHOD

MEAN (PHI): 1.28 SORTING: 1.50
MEAN (mm): 0.41 MEDIAN (mm): 0.36
NOTE: MEAN WAS CALCULATED USING 5 POINT METHOD

MOMENT METHOD

MEAN (PHI): 1.43 SORTING: 1.54
MEAN (mm): 0.37

DATA FILE NAME: VC99-82#2.TAB

GRADATION ANALYSIS REPORT

TOWN OF PALM BEACH

TESTED BY: RW ON: 6/10/99

SAMPLE NO.: VC99 82#3
SAMPLE ELEV. (FT. NGVD): -40.0
SAMPLE DEPTH (FT.): 7.0
SAMPLE TYPE: CORE SAMPLE

USCS DESCRIPTION: SP

DRY SAMPLE WEIGHT (GRAMS): 140.11
SAMPLE WEIGHT AFTER WASH (GRAMS): 137.53

SIEVE SIZE	PHI SIZE	MESH SIZE (mm)	RETAINED (GRAMS)	RETAINED (%)	PASSED (%)
5/8	-4.00	16.000	0.00	0.00	100.00
5/16	-3.00	8.000	0.00	0.00	100.00
5	-2.00	4.000	0.11	0.08	99.92
7	-1.50	2.800	0.26	0.19	99.81
10	-1.00	2.000	0.37	0.26	99.74
14	-0.50	1.400	0.57	0.41	99.59
18	0.00	1.000	0.82	0.59	99.41
25	0.50	0.710	1.17	0.84	99.16
35	1.00	0.500	1.86	1.33	98.67
45	1.50	0.355	2.91	2.08	97.92
60	2.00	0.250	6.08	4.34	95.66
80	2.50	0.180	24.53	17.51	82.49
120	3.00	0.125	105.96	75.63	24.37
170	3.50	0.090	136.19	97.20	2.80
200	3.75	0.075	137.02	97.79	2.21
230	4.00	0.063	138.71	99.00	1.00
PAN			140.09	99.99	0.01

PHI(5): 2.03 PHI(16): 2.44 PHI(25): 2.56
PHI(50): 2.78 PHI(75): 2.99 PHI(84): 3.19
PHI(95): 3.45

SIEVE LOSS(g): 0.02 SILT/CLAY: 2.21%
SKEWNESS: -0.113 KURTOSIS: 1.357

GRAPHIC METHOD

MEAN (PHI): 2.78 SORTING: 0.38
MEAN (mm): 0.15 MEDIAN (mm): 0.15
NOTE: MEAN WAS CALCULATED USING 5 POINT METHOD

MOMENT METHOD

MEAN (PHI): 2.74 SORTING: 0.52
MEAN (mm): 0.15

DATA FILE NAME: VC99-82#3.TAB

GRADATION ANALYSIS REPORT

TOWN OF PALM BEACH

TESTED BY: RW ON: 6/10/99

SAMPLE NO.: VC99 82#4

SAMPLE ELEV. (FT. NGVD): -46.0

SAMPLE DEPTH (FT.): 13.0

SAMPLE TYPE: CORE SAMPLE

USCS DESCRIPTION: SP

DRY SAMPLE WEIGHT (GRAMS): 115.11

SAMPLE WEIGHT AFTER WASH (GRAMS): 112.83

SIEVE SIZE	PHI SIZE	MESH SIZE (mm)	RETAINED (GRAMS)	RETAINED (%)	PASSED (%)
5/8	-4.00	16.000	0.00	0.00	100.00
5/16	-3.00	8.000	0.24	0.21	99.79
5	-2.00	4.000	0.47	0.41	99.59
7	-1.50	2.800	0.67	0.58	99.42
10	-1.00	2.000	0.93	0.81	99.19
14	-0.50	1.400	1.28	1.11	98.89
18	0.00	1.000	1.60	1.39	98.61
25	0.50	0.710	2.10	1.82	98.18
35	1.00	0.500	2.86	2.48	97.52
45	1.50	0.355	3.72	3.23	96.77
60	2.00	0.250	5.71	4.96	95.04
80	2.50	0.180	13.17	11.44	88.56
120	3.00	0.125	74.34	64.58	35.42
170	3.50	0.090	111.98	97.28	2.72
200	3.75	0.075	112.65	97.86	2.14
230	4.00	0.063	113.92	98.97	1.03
PAN			115.13	100.02	-0.02

PHI (5): 2.00

PHI (16): 2.54

PHI (25): 2.63

PHI (50): 2.86

PHI (75): 3.16

PHI (84): 3.30

PHI (95): 3.47

SIEVE LOSS (g): -0.02

SILT/CLAY: 2.14%

SKEWNESS: -0.341

KURTOSIS: 1.127

GRAPHIC METHOD

MEAN (PHI): 2.83

SORTING: 0.38

MEAN (mm): 0.14

MEDIAN (mm): 0.14

NOTE: MEAN WAS CALCULATED USING 5 POINT METHOD

MOMENT METHOD

MEAN (PHI): 2.79

SORTING: 0.69

MEAN (mm): 0.14

DATA FILE NAME: VC99-82#4.TAB

GRADATION ANALYSIS REPORT
TOWN OF PALM BEACH
TESTED BY: ID ON: 10/99

SAMPLE NO.: VC-99#82-5
SAMPLE ELEV. (FT. NGVD): 0.0
SAMPLE DEPTH (FT.): 2.2
SAMPLE TYPE: CORE SAMPLE

USCS DESCRIPTION: SP

DRY SAMPLE WEIGHT (GRAMS): 107.38
SAMPLE WEIGHT AFTER WASH (GRAMS): 106.91

SIEVE SIZE	PHI SIZE	MESH SIZE (mm)	RETAINED (GRAMS)	RETAINED (%)	PASSED (%)
5/8	-4.00	16.000	0.00	0.00	100.00
5/16	-3.00	8.000	0.00	0.00	100.00
5	-2.00	4.000	0.00	0.00	100.00
7	-1.50	2.800	0.15	0.14	99.86
10	-1.00	2.000	1.22	1.14	98.86
14	-0.50	1.400	1.36	1.27	98.73
18	0.00	1.000	2.91	2.71	97.29
25	0.50	0.710	7.10	6.61	93.39
35	1.00	0.500	16.38	15.25	84.75
45	1.50	0.355	26.82	24.98	75.02
60	2.00	0.250	39.94	37.20	62.80
80	2.50	0.180	53.17	49.52	50.48
120	3.00	0.125	86.02	80.11	19.89
170	3.50	0.090	106.56	99.24	0.76
200	3.75	0.075	106.89	99.54	0.46
230	4.00	0.063	107.13	99.77	0.23
PAN			107.38	100.00	0.00

PHI(5): 0.29 PHI(16): 1.04 PHI(25): 1.50
PHI(50): 2.51 PHI(75): 2.92 PHI(84): 3.10
PHI(95): 3.39

SIEVE LOSS(g): 0.00 SILT/CLAY: 0.46%
SKEWNESS: -0.646 KURTOSIS: 0.896

GRAPHIC METHOD

MEAN (PHI): 2.07 SORTING: 1.03
MEAN (mm): 0.24 MEDIAN (mm): 0.18

NOTE: MEAN WAS CALCULATED USING 5 POINT METHOD

MOMENT METHOD

MEAN (PHI): 2.16 SORTING: 1.00
MEAN (mm): 0.22

DATA FILE NAME: VC-99#82-5.TAB

GRADATION ANALYSIS REPORT
TOWN OF PALM BEACH
TESTED BY: ID ON: 10/99

SAMPLE NO.: VC-99#82-6
SAMPLE ELEV. (FT. NGVD): 0.0
SAMPLE DEPTH (FT.): 4.7
SAMPLE TYPE: CORE SAMPLE

USCS DESCRIPTION: SP

DRY SAMPLE WEIGHT (GRAMS): 96.00
SAMPLE WEIGHT AFTER WASH (GRAMS): 95.16

SIEVE SIZE	PHI SIZE	MESH SIZE (mm)	RETAINED (GRAMS)	RETAINED (%)	PASSED (%)
5/8	-4.00	16.000	0.00	0.00	100.00
5/16	-3.00	8.000	0.00	0.00	100.00
5	-2.00	4.000	0.53	0.55	99.45
7	-1.50	2.800	0.81	0.84	99.16
10	-1.00	2.000	1.25	1.30	98.70
14	-0.50	1.400	1.91	1.99	98.01
18	0.00	1.000	2.34	2.44	97.56
25	0.50	0.710	2.86	2.98	97.02
35	1.00	0.500	3.50	3.65	96.35
45	1.50	0.355	4.08	4.25	95.75
60	2.00	0.250	5.68	5.92	94.08
80	2.50	0.180	13.54	14.10	85.90
120	3.00	0.125	57.91	60.32	39.68
170	3.50	0.090	94.39	98.32	1.68
200	3.75	0.075	95.05	99.01	0.99
230	4.00	0.063	95.55	99.53	0.47
PAN			95.98	99.98	0.02

PHI(5): 1.72 PHI(16): 2.52 PHI(25): 2.62
PHI(50): 2.89 PHI(75): 3.19 PHI(84): 3.31
PHI(95): 3.46

SIEVE LOSS(g): 0.02 SILT/CLAY: 0.99%
SKEWNESS: -0.753 KURTOSIS: 1.233

GRAPHIC METHOD

MEAN (PHI): 2.78 SORTING: 0.40
MEAN (mm): 0.15 MEDIAN (mm): 0.14

NOTE: MEAN WAS CALCULATED USING 5 POINT METHOD

MOMENT METHOD

MEAN (PHI): 2.76 SORTING: 0.79
MEAN (mm): 0.15

DATA FILE NAME: VC-99#82-6.TAB

GRADATION ANALYSIS REPORT
TOWN OF PALM BEACH
TESTED BY: ID ON: 10/99

SAMPLE NO.: VC-99#82-7
SAMPLE ELEV. (FT. NGVD): 0.0
SAMPLE DEPTH (FT.): 11.5
SAMPLE TYPE: CORE SAMPLE

USCS DESCRIPTION: SP

DRY SAMPLE WEIGHT (GRAMS): 92.56
SAMPLE WEIGHT AFTER WASH (GRAMS): 91.52

SIEVE SIZE	PHI SIZE	MESH SIZE (mm)	RETAINED (GRAMS)	RETAINED (%)	PASSED (%)
5/8	-4.00	16.000	0.00	0.00	100.00
5/16	-3.00	8.000	0.00	0.00	100.00
5	-2.00	4.000	0.42	0.45	99.55
7	-1.50	2.800	0.77	0.83	99.17
10	-1.00	2.000	1.40	1.51	98.49
14	-0.50	1.400	2.26	2.44	97.56
18	0.00	1.000	3.09	3.34	96.66
25	0.50	0.710	4.16	4.49	95.51
35	1.00	0.500	5.64	6.09	93.91
45	1.50	0.355	7.41	8.01	91.99
60	2.00	0.250	10.97	11.85	88.15
80	2.50	0.180	19.86	21.46	78.54
120	3.00	0.125	70.82	76.51	23.49
170	3.50	0.090	90.96	98.27	1.73
200	3.75	0.075	91.41	98.76	1.24
230	4.00	0.063	92.03	99.43	0.57
PAN			92.56	100.00	0.00

PHI(5): 0.66 PHI(16): 2.22 PHI(25): 2.53
PHI(50): 2.76 PHI(75): 2.99 PHI(84): 3.17
PHI(95): 3.42

SIEVE LOSS(g): 0.00 SILT/CLAY: 1.24%
SKEWNESS: -1.501 KURTOSIS: 2.497

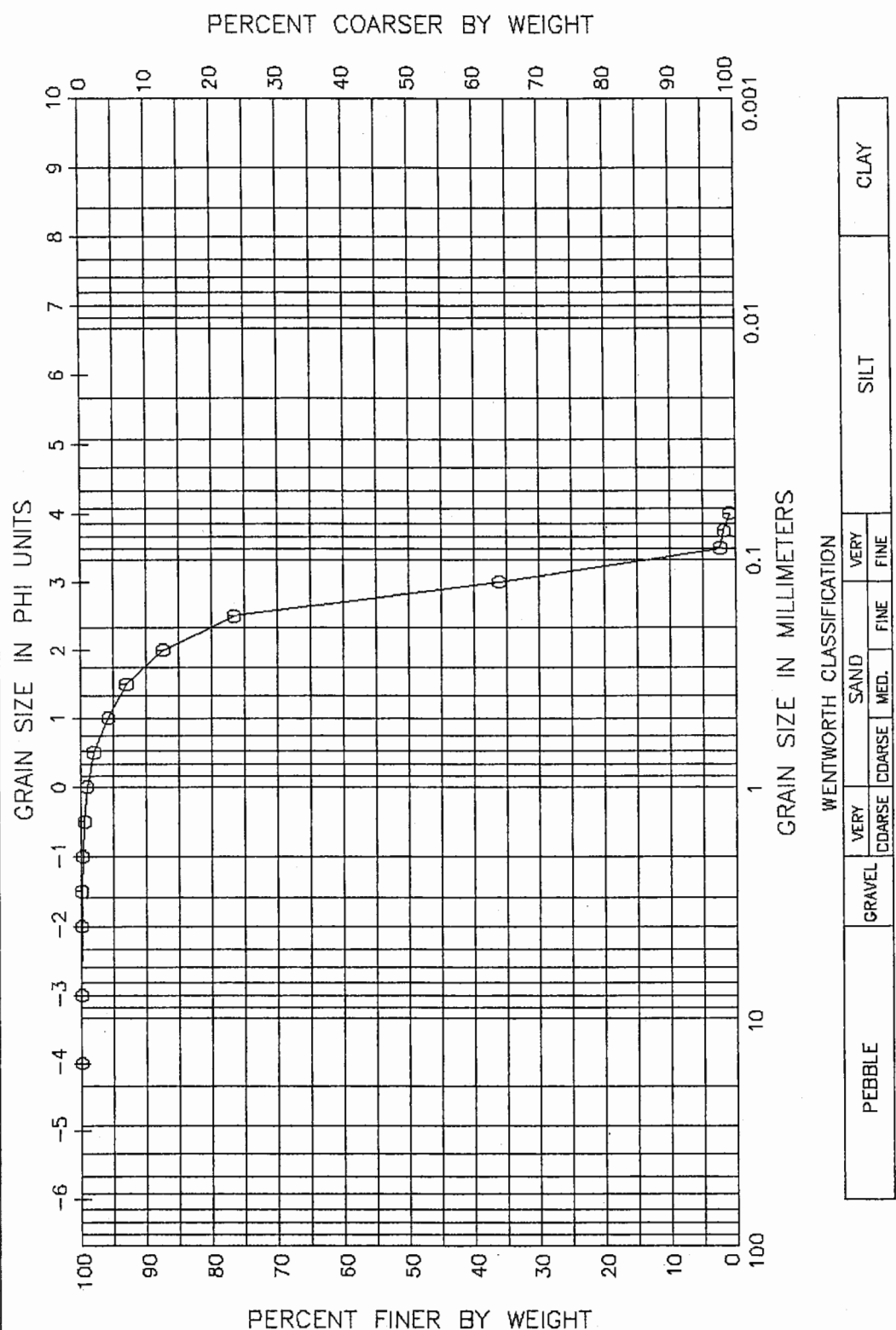
GRAPHIC METHOD

MEAN (PHI): 2.45 SORTING: 0.48
MEAN (mm): 0.18 MEDIAN (mm): 0.15
NOTE: MEAN WAS CALCULATED USING 5 POINT METHOD

MOMENT METHOD

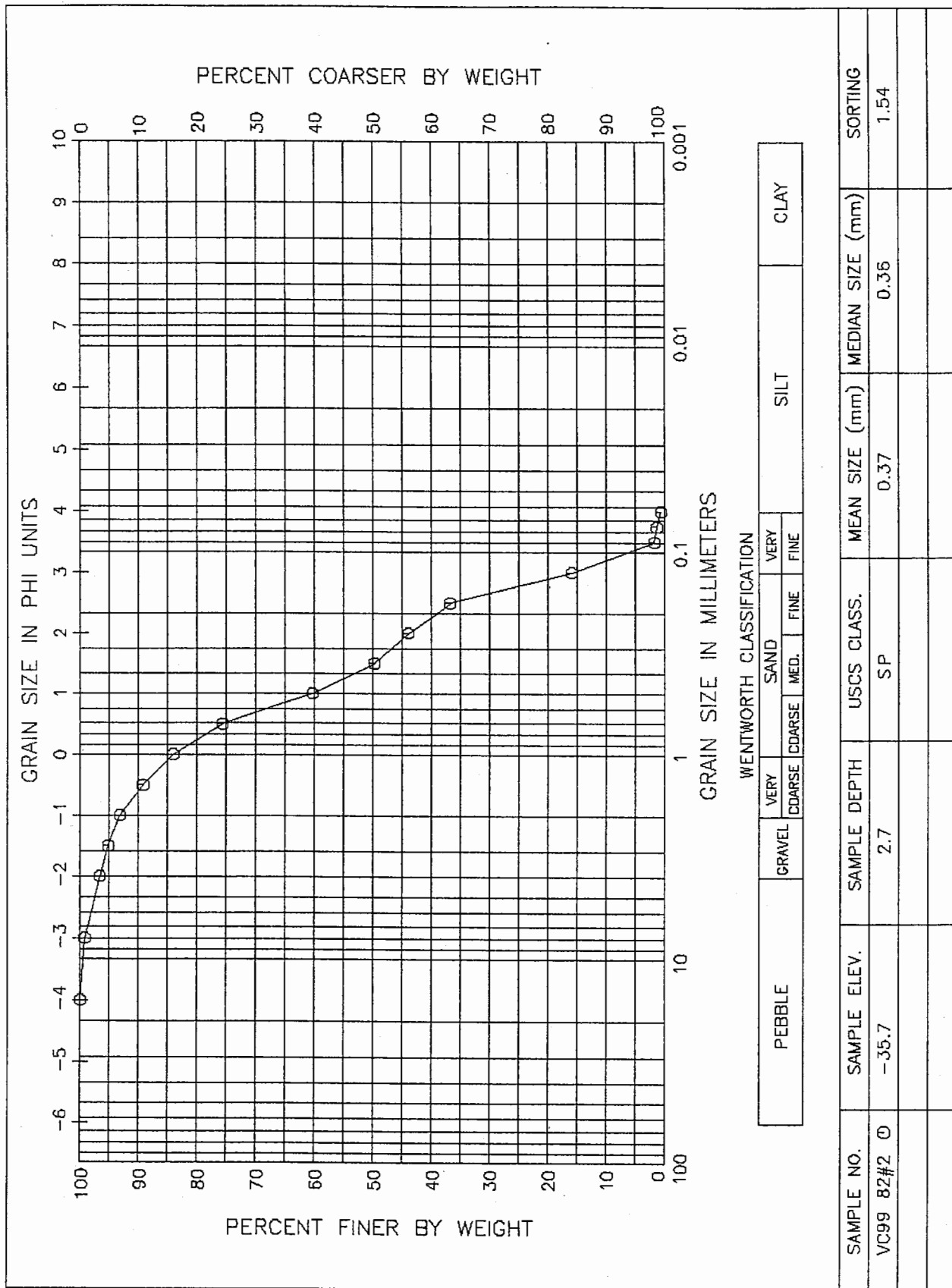
MEAN (PHI): 2.57 SORTING: 0.89
MEAN (mm): 0.17

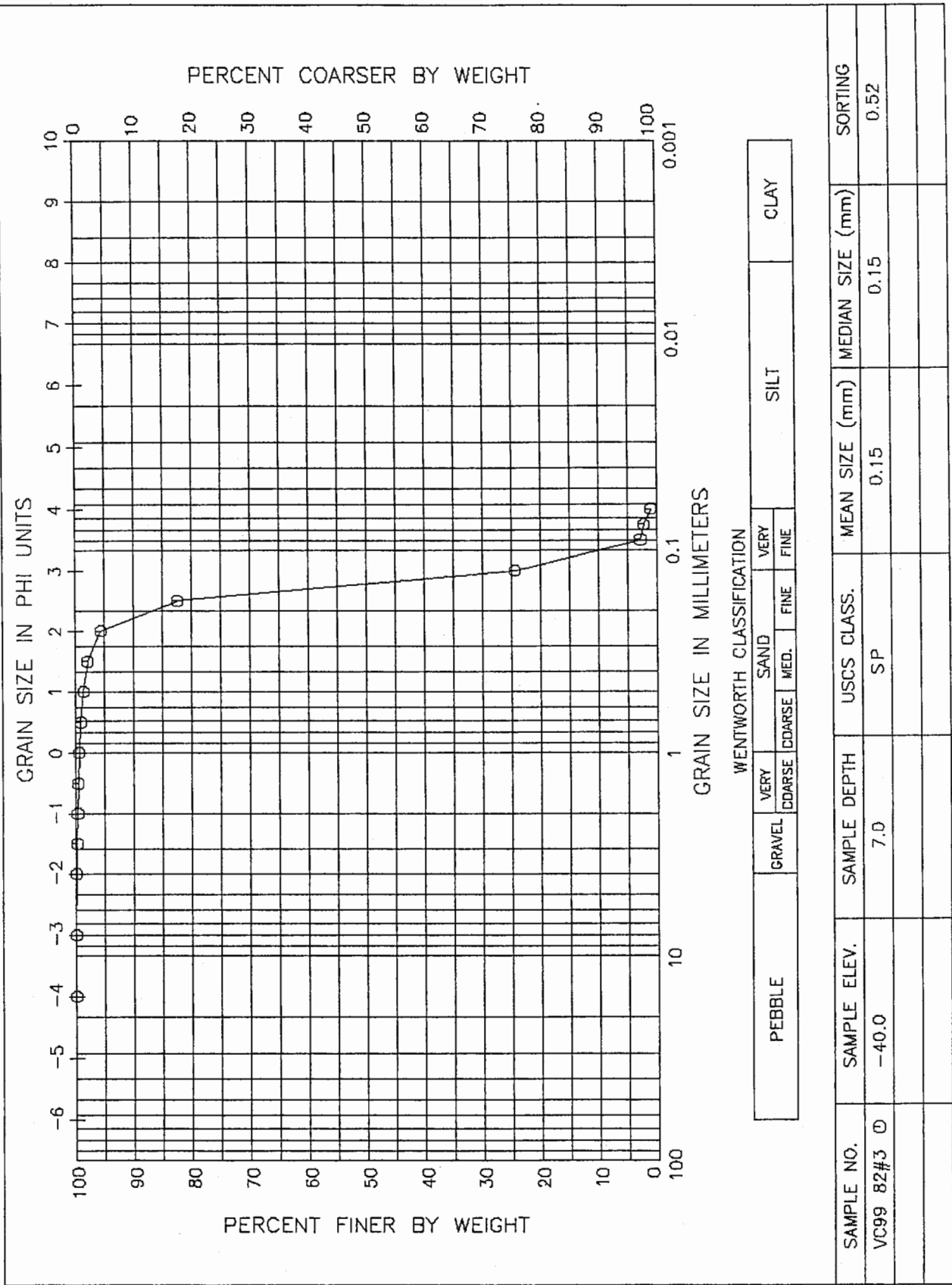
DATA FILE NAME: VC-99#82-7.TAB

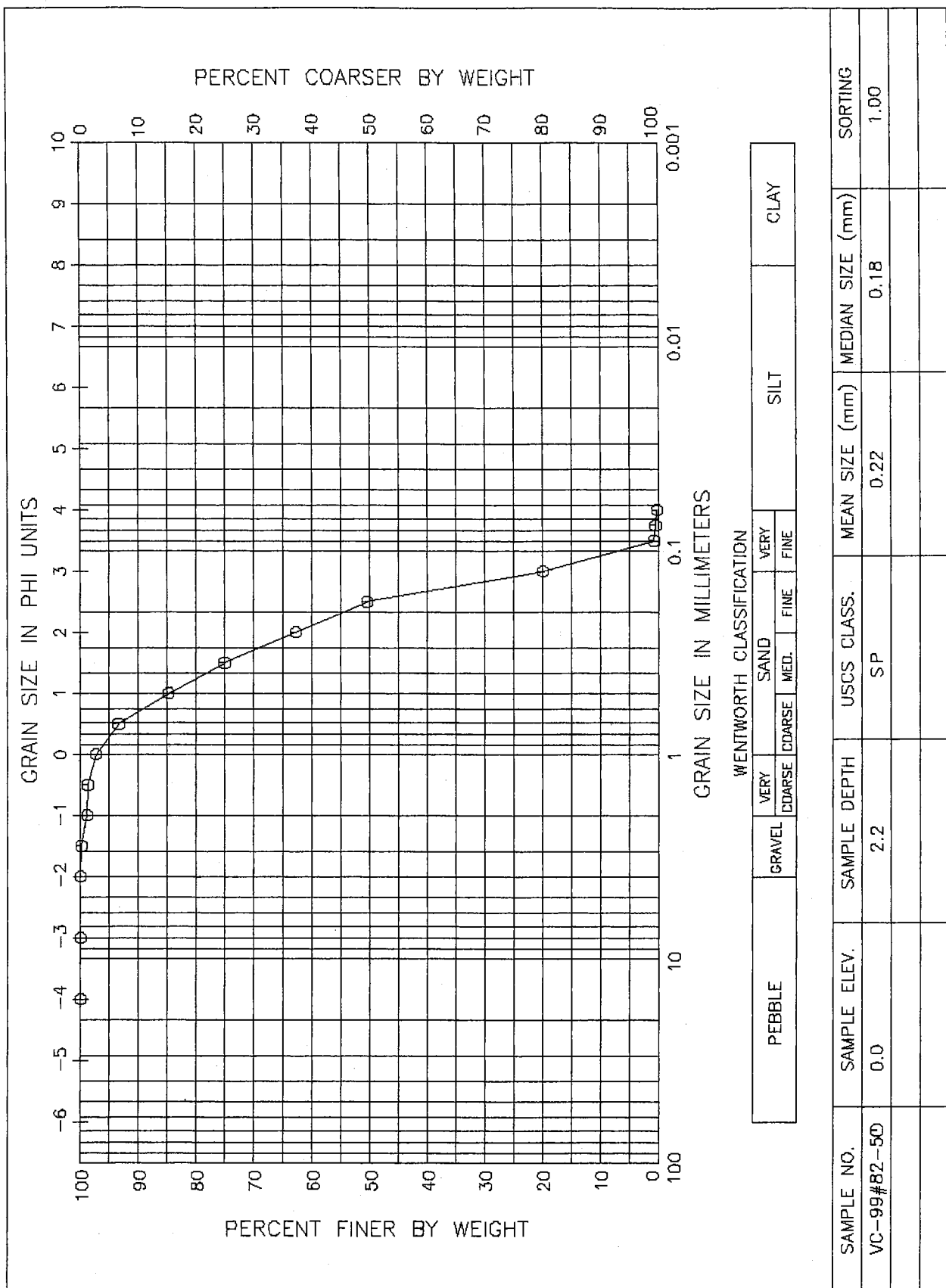


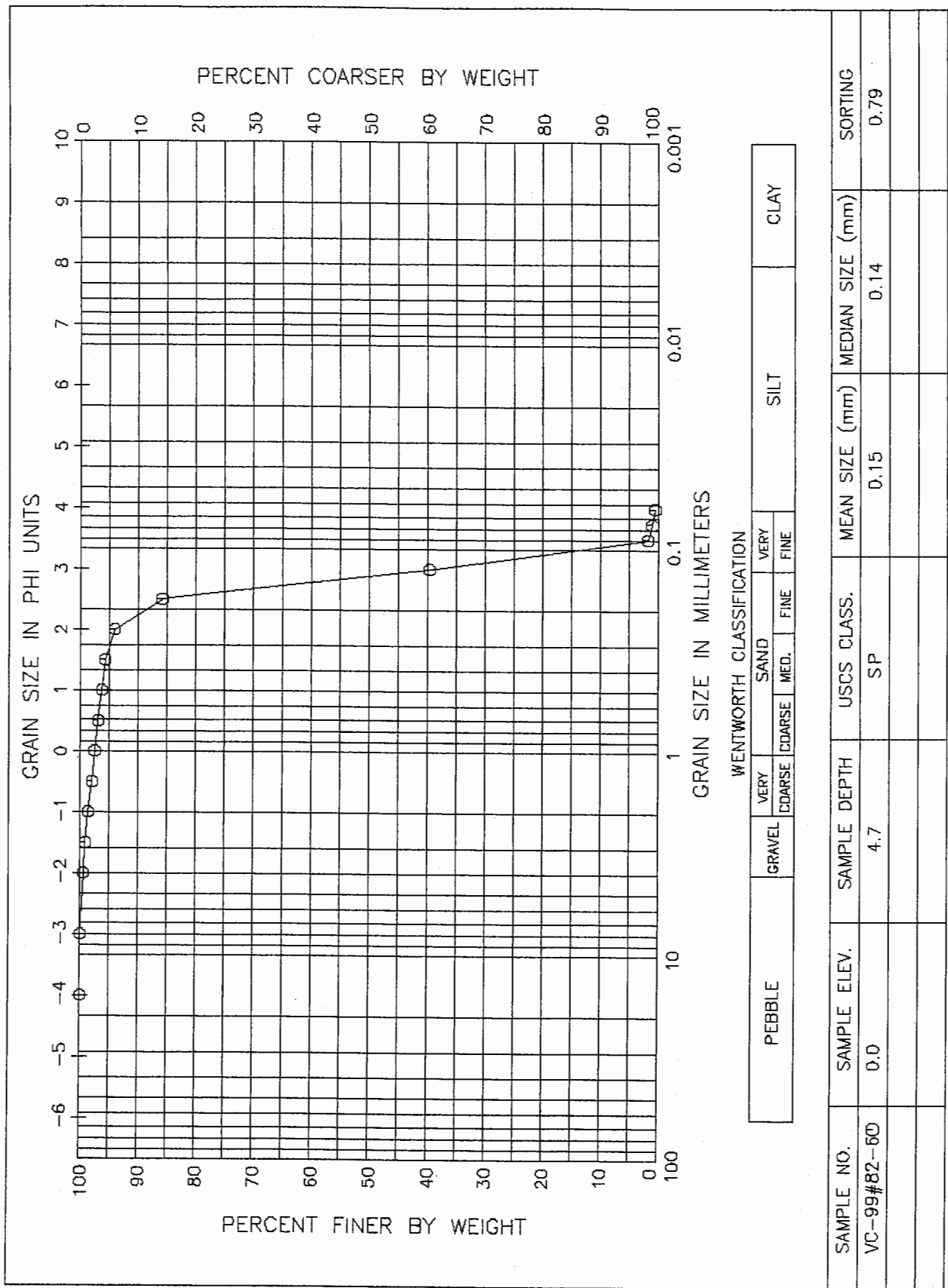
SAMPLE NO.	SAMPLE ELEV.	SAMPLE DEPTH	USCS CLASS.	MEAN SIZE (mm)	MEDIAN SIZE (mm)	SORTING
VC99 82#1 0	-34.0	1.0	SP	0.16	0.14	0.71

GRAIN SIZE DISTRIBUTION CURVE
TOWN OF PALM BEACH









GRAIN SIZE DISTRIBUTION CURVE
TOWN OF PALM BEACH

