

GRADATION ANALYSIS REPORT

TOWN OF PALM BEACH

TESTED BY: RW ON: 6/17/99

SAMPLE NO.: VC99 27#1
SAMPLE ELEV. (FT. NGVD): -56.0
SAMPLE DEPTH (FT.): 4.0
SAMPLE TYPE: CORE SAMPLE

USCS DESCRIPTION: SP

DRY SAMPLE WEIGHT (GRAMS): 224.66
SAMPLE WEIGHT AFTER WASH (GRAMS): 221.93

SIEVE SIZE	PHI SIZE	MESH SIZE (mm)	RETAINED (GRAMS)	RETAINED (%)	PASSED (%)
5/8	-4.00	16.000	0.00	0.00	100.00
5/16	-3.00	8.000	0.00	0.00	100.00
5	-2.00	4.000	0.12	0.05	99.95
7	-1.50	2.800	0.19	0.08	99.92
10	-1.00	2.000	0.31	0.14	99.86
14	-0.50	1.400	0.49	0.22	99.78
18	0.00	1.000	0.77	0.34	99.66
25	0.50	0.710	1.16	0.52	99.48
35	1.00	0.500	2.05	0.91	99.09
45	1.50	0.355	3.66	1.63	98.37
60	2.00	0.250	9.20	4.10	95.90
80	2.50	0.180	33.03	14.70	85.30
120	3.00	0.125	146.54	65.23	34.77
170	3.50	0.090	218.22	97.13	2.87
200	3.75	0.075	221.59	98.63	1.37
230	4.00	0.063	223.15	99.33	0.67
PAN			224.66	100.00	0.00

PHI(5): 2.04 PHI(16): 2.51 PHI(25): 2.60
PHI(50): 2.85 PHI(75): 3.15 PHI(84): 3.29
PHI(95): 3.47

SIEVE LOSS(g): 0.00 SILT/CLAY: 1.37%
SKEWNESS: -0.242 KURTOSIS: 1.059

GRAPHIC METHOD

MEAN (PHI): 2.83 SORTING: 0.39
MEAN (mm): 0.14 MEDIAN (mm): 0.14

NOTE: MEAN WAS CALCULATED USING 5 POINT METHOD

MOMENT METHOD

MEAN (PHI): 2.82 SORTING: 0.49
MEAN (mm): 0.14

DATA FILE NAME: VC99-27#1.TAB

GRADATION ANALYSIS REPORT
TOWN OF PALM BEACH
TESTED BY: RW ON: 6/17/99

SAMPLE NO.: VC99 27#2
SAMPLE ELEV. (FT. NGVD): -61.0
SAMPLE DEPTH (FT.): 9.0
SAMPLE TYPE: CORE SAMPLE

USCS DESCRIPTION: SP

DRY SAMPLE WEIGHT (GRAMS): 177.06
SAMPLE WEIGHT AFTER WASH (GRAMS): 174.38

SIEVE SIZE	PHI SIZE	MESH SIZE (mm)	RETAINED (GRAMS)	RETAINED (%)	PASSED (%)
5/8	-4.00	16.000	0.00	0.00	100.00
5/16	-3.00	8.000	0.00	0.00	100.00
5	-2.00	4.000	0.00	0.00	100.00
7	-1.50	2.800	0.03	0.02	99.98
10	-1.00	2.000	0.08	0.05	99.95
14	-0.50	1.400	0.27	0.15	99.85
18	0.00	1.000	0.55	0.31	99.69
25	0.50	0.710	1.11	0.63	99.37
35	1.00	0.500	2.55	1.44	98.56
45	1.50	0.355	5.68	3.21	96.79
60	2.00	0.250	12.59	7.11	92.89
80	2.50	0.180	38.34	21.65	78.35
120	3.00	0.125	140.41	79.30	20.70
170	3.50	0.090	173.08	97.75	2.25
200	3.75	0.075	174.09	98.32	1.68
230	4.00	0.063	175.66	99.21	0.79
PAN			177.08	100.01	-0.01

PHI(5): 1.73 PHI(16): 2.31 PHI(25): 2.53
PHI(50): 2.75 PHI(75): 2.96 PHI(84): 3.13
PHI(95): 3.43

SIEVE LOSS(g): -0.02 SILT/CLAY: 1.68%
SKEWNESS: -0.410 KURTOSIS: 1.603

GRAPHIC METHOD

MEAN (PHI): 2.67 SORTING: 0.41
MEAN (mm): 0.16 MEDIAN (mm): 0.15
NOTE: MEAN WAS CALCULATED USING 5 POINT METHOD

MOMENT METHOD

MEAN (PHI): 2.68 SORTING: 0.51
MEAN (mm): 0.16

DATA FILE NAME: VC99-27#2.TAB

GRADATION ANALYSIS REPORT
TOWN OF PALM BEACH
TESTED BY: RW ON: 6/17/99

SAMPLE NO.: VC99 27#3
SAMPLE ELEV. (FT. NGVD): -64.0
SAMPLE DEPTH (FT.): 12.0
SAMPLE TYPE: CORE SAMPLE

USCS DESCRIPTION: SP

DRY SAMPLE WEIGHT (GRAMS): 157.83
SAMPLE WEIGHT AFTER WASH (GRAMS): 155.22

SIEVE SIZE	PHI SIZE	MESH SIZE (mm)	RETAINED (GRAMS)	RETAINED (%)	PASSED (%)
5/8	-4.00	16.000	0.00	0.00	100.00
5/16	-3.00	8.000	0.00	0.00	100.00
5	-2.00	4.000	0.39	0.25	99.75
7	-1.50	2.800	0.75	0.48	99.52
10	-1.00	2.000	1.33	0.84	99.16
14	-0.50	1.400	1.86	1.18	98.82
18	0.00	1.000	2.55	1.62	98.38
25	0.50	0.710	3.92	2.48	97.52
35	1.00	0.500	6.87	4.35	95.65
45	1.50	0.355	12.29	7.79	92.21
60	2.00	0.250	21.98	13.93	86.07
80	2.50	0.180	49.62	31.44	68.56
120	3.00	0.125	129.95	82.34	17.66
170	3.50	0.090	154.21	97.71	2.29
200	3.75	0.075	154.91	98.15	1.85
230	4.00	0.063	156.39	99.08	0.92
PAN			157.83	100.00	0.00

PHI(5): 1.09 PHI(16): 2.06 PHI(25): 2.32
PHI(50): 2.68 PHI(75): 2.93 PHI(84): 3.05
PHI(95): 3.41

SIEVE LOSS(g): 0.00 SILT/CLAY: 1.85%
SKEWNESS: -0.863 KURTOSIS: 1.553

GRAPHIC METHOD

MEAN (PHI): 2.46 SORTING: 0.50
MEAN (mm): 0.18 MEDIAN (mm): 0.16
NOTE: MEAN WAS CALCULATED USING 5 POINT METHOD

MOMENT METHOD

MEAN (PHI): 2.52 SORTING: 0.75
MEAN (mm): 0.17

DATA FILE NAME: VC99-27#3.TAB

GRADATION ANALYSIS REPORT
TOWN OF PALM BEACH
TESTED BY: RW ON: 6/17/99

SAMPLE NO.: VC99 27#4
SAMPLE ELEV. (FT. NGVD): -66.0
SAMPLE DEPTH (FT.): 14.0
SAMPLE TYPE: CORE SAMPLE

USCS DESCRIPTION: SP

DRY SAMPLE WEIGHT (GRAMS): 182.57
SAMPLE WEIGHT AFTER WASH (GRAMS): 180.05

SIEVE SIZE	PHI SIZE	MESH SIZE (mm)	RETAINED (GRAMS)	RETAINED (%)	PASSED (%)
5/8	-4.00	16.000	0.00	0.00	100.00
5/16	-3.00	8.000	0.00	0.00	100.00
5	-2.00	4.000	0.77	0.42	99.58
7	-1.50	2.800	1.42	0.78	99.22
10	-1.00	2.000	2.07	1.13	98.87
14	-0.50	1.400	2.90	1.59	98.41
18	0.00	1.000	3.97	2.17	97.83
25	0.50	0.710	5.55	3.04	96.96
35	1.00	0.500	8.87	4.86	95.14
45	1.50	0.355	15.24	8.35	91.65
60	2.00	0.250	18.83	10.31	89.69
80	2.50	0.180	68.75	37.66	62.34
120	3.00	0.125	158.22	86.66	13.34
170	3.50	0.090	179.14	98.12	1.88
200	3.75	0.075	179.72	98.44	1.56
230	4.00	0.063	181.15	99.22	0.78
PAN			182.54	99.98	0.02

PHI(5): 1.02 PHI(16): 2.10 PHI(25): 2.27
PHI(50): 2.63 PHI(75): 2.88 PHI(84): 2.97
PHI(95): 3.36

SIEVE LOSS(g): 0.03 SILT/CLAY: 1.56%
SKEWNESS: -0.999 KURTOSIS: 1.568

GRAPHIC METHOD

MEAN (PHI): 2.42 SORTING: 0.43
MEAN (mm): 0.19 MEDIAN (mm): 0.16

NOTE: MEAN WAS CALCULATED USING 5 POINT METHOD

MOMENT METHOD

MEAN (PHI): 2.46 SORTING: 0.78
MEAN (mm): 0.18

DATA FILE NAME: VC99-27#4.TAB

GRADATION ANALYSIS REPORT

TOWN OF PALM BEACH

TESTED BY: RW

ON: 7/6/99

SAMPLE NO.: VC99 27#5

SAMPLE ELEV. (FT. NGVD): -69.0

SAMPLE DEPTH (FT.): 17.0

SAMPLE TYPE: CORE SAMPLE

USCS DESCRIPTION: SP

DRY SAMPLE WEIGHT (GRAMS): 188.26

SAMPLE WEIGHT AFTER WASH (GRAMS): 184.33

SIEVE SIZE	PHI SIZE	MESH SIZE (mm)	RETAINED (GRAMS)	RETAINED (%)	PASSED (%)
5/8	-4.00	16.000	0.00	0.00	100.00
5/16	-3.00	8.000	0.00	0.00	100.00
5	-2.00	4.000	0.47	0.25	99.75
7	-1.50	2.800	0.83	0.44	99.56
10	-1.00	2.000	1.12	0.59	99.41
14	-0.50	1.400	1.56	0.83	99.17
18	0.00	1.000	2.04	1.08	98.92
25	0.50	0.710	2.86	1.52	98.48
35	1.00	0.500	4.95	2.63	97.37
45	1.50	0.355	8.69	4.62	95.38
60	2.00	0.250	18.98	10.08	89.92
80	2.50	0.180	51.02	27.10	72.90
120	3.00	0.125	147.10	78.14	21.86
170	3.50	0.090	162.42	86.27	13.73
200	3.75	0.075	183.99	97.73	2.27
230	4.00	0.063	186.07	98.84	1.16
PAN			188.26	100.00	0.00

PHI(5): 1.54

PHI(16): 2.17

PHI(25): 2.44

PHI(50): 2.72

PHI(75): 2.97

PHI(84): 3.36

PHI(95): 3.69

SIEVE LOSS(g): 0.00

SILT/CLAY: 2.27%

SKEWNESS: -0.188

KURTOSIS: 1.664

GRAPHIC METHOD

MEAN (PHI): 2.70

SORTING: 0.59

MEAN (mm): 0.15

MEDIAN (mm): 0.15

NOTE: MEAN WAS CALCULATED USING 5 POINT METHOD

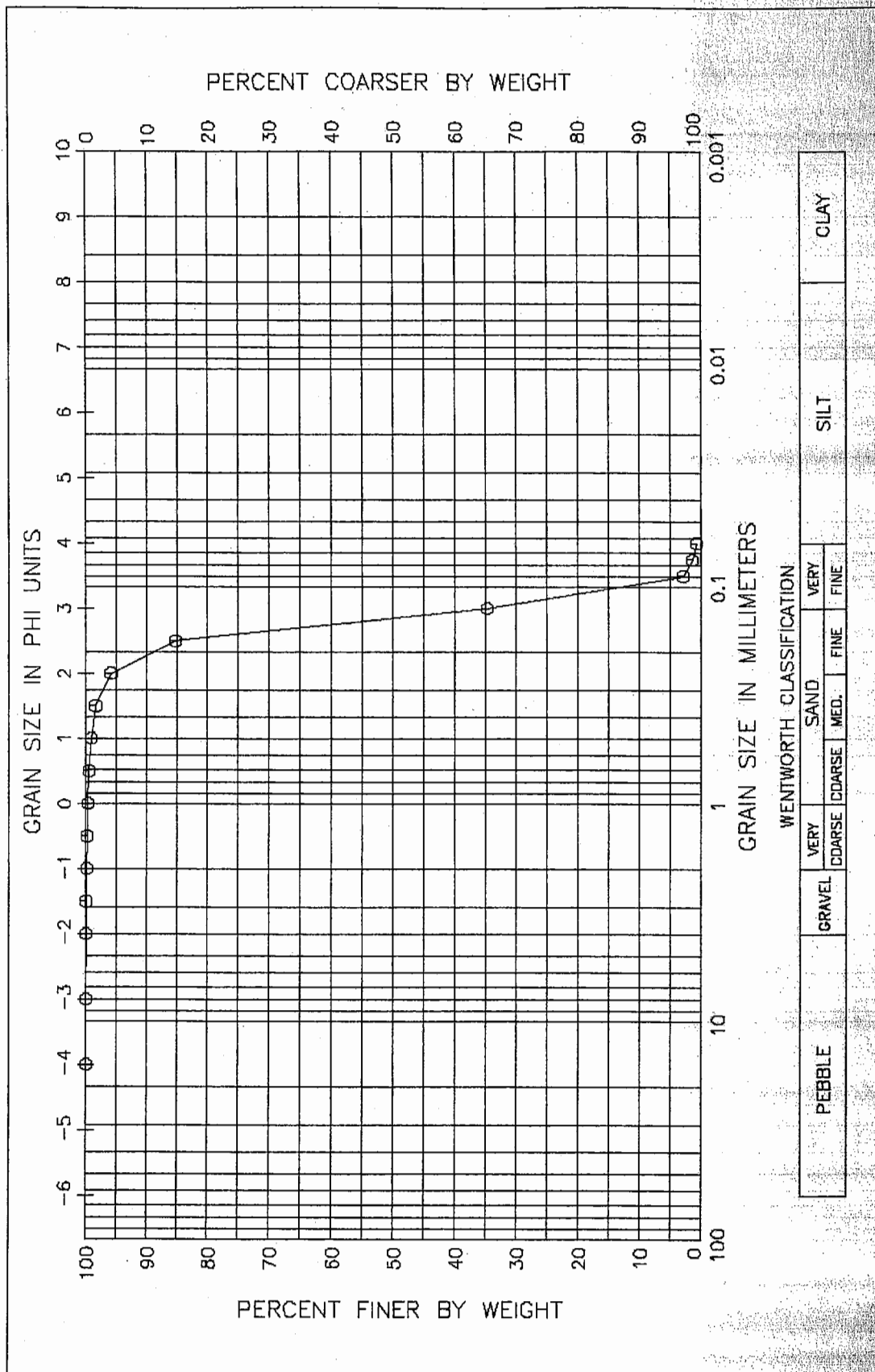
MOMENT METHOD

MEAN (PHI): 2.66

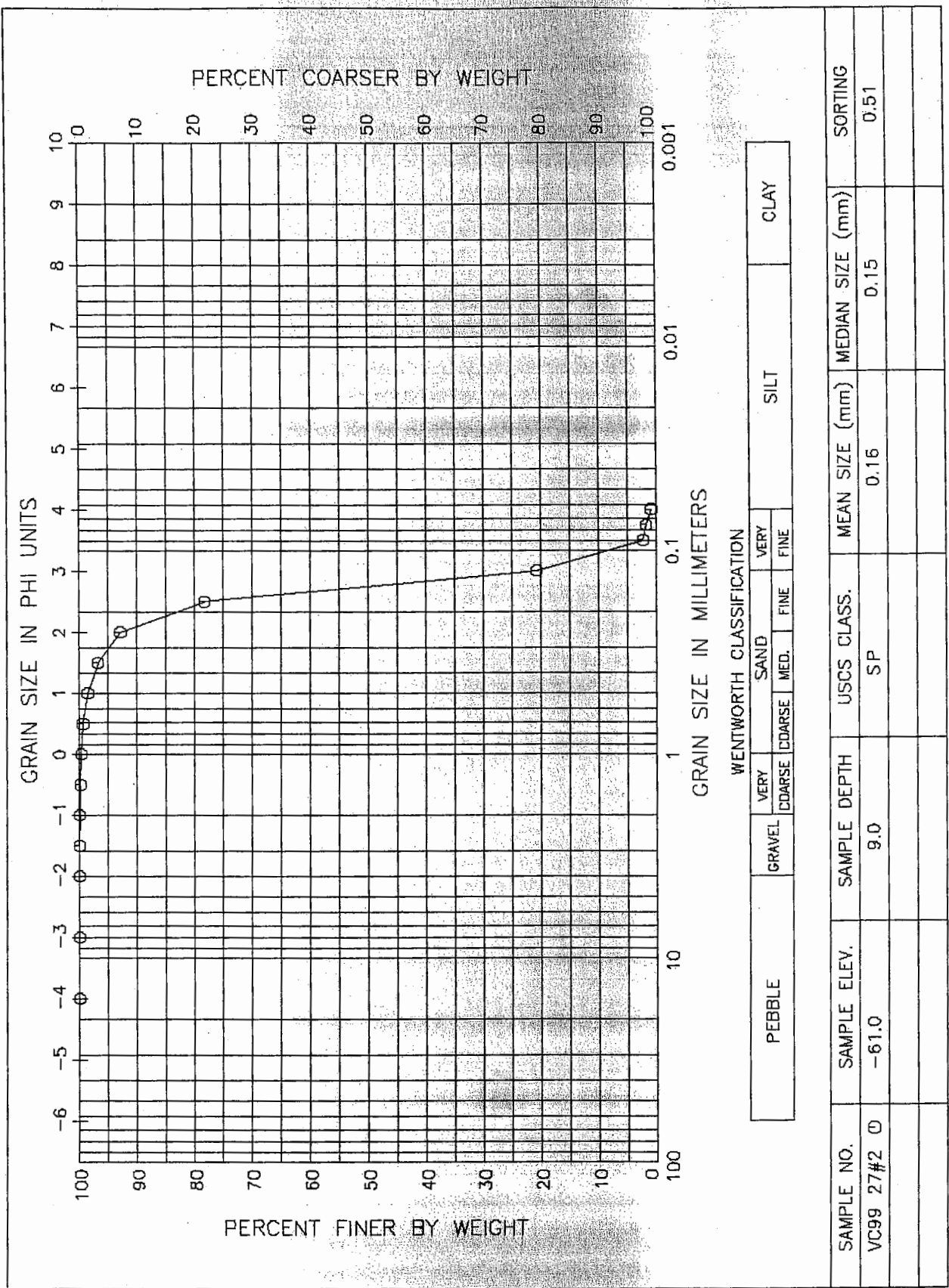
SORTING: 0.72

MEAN (mm): 0.16

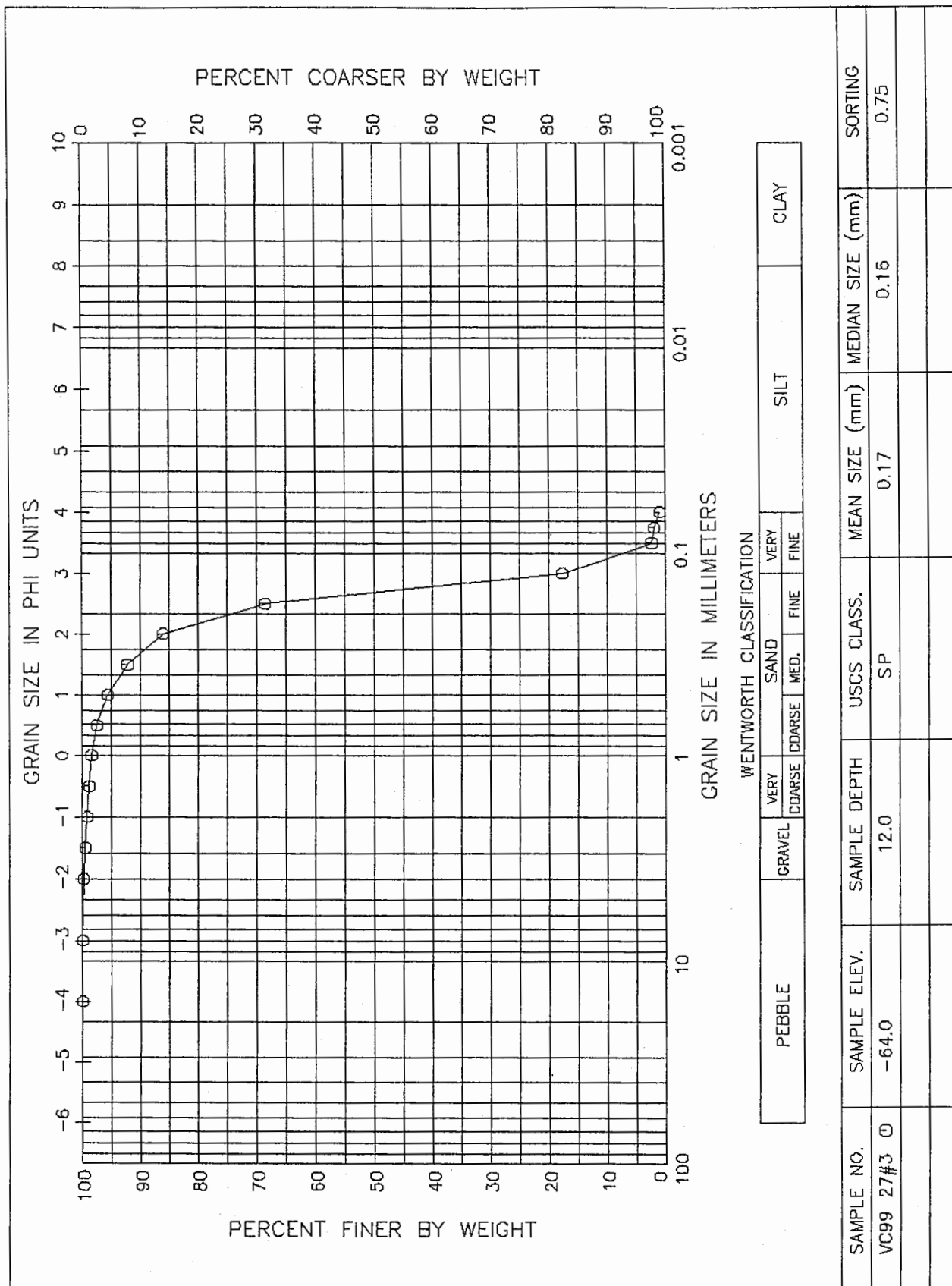
DATA FILE NAME: VC99-27#5.TAB



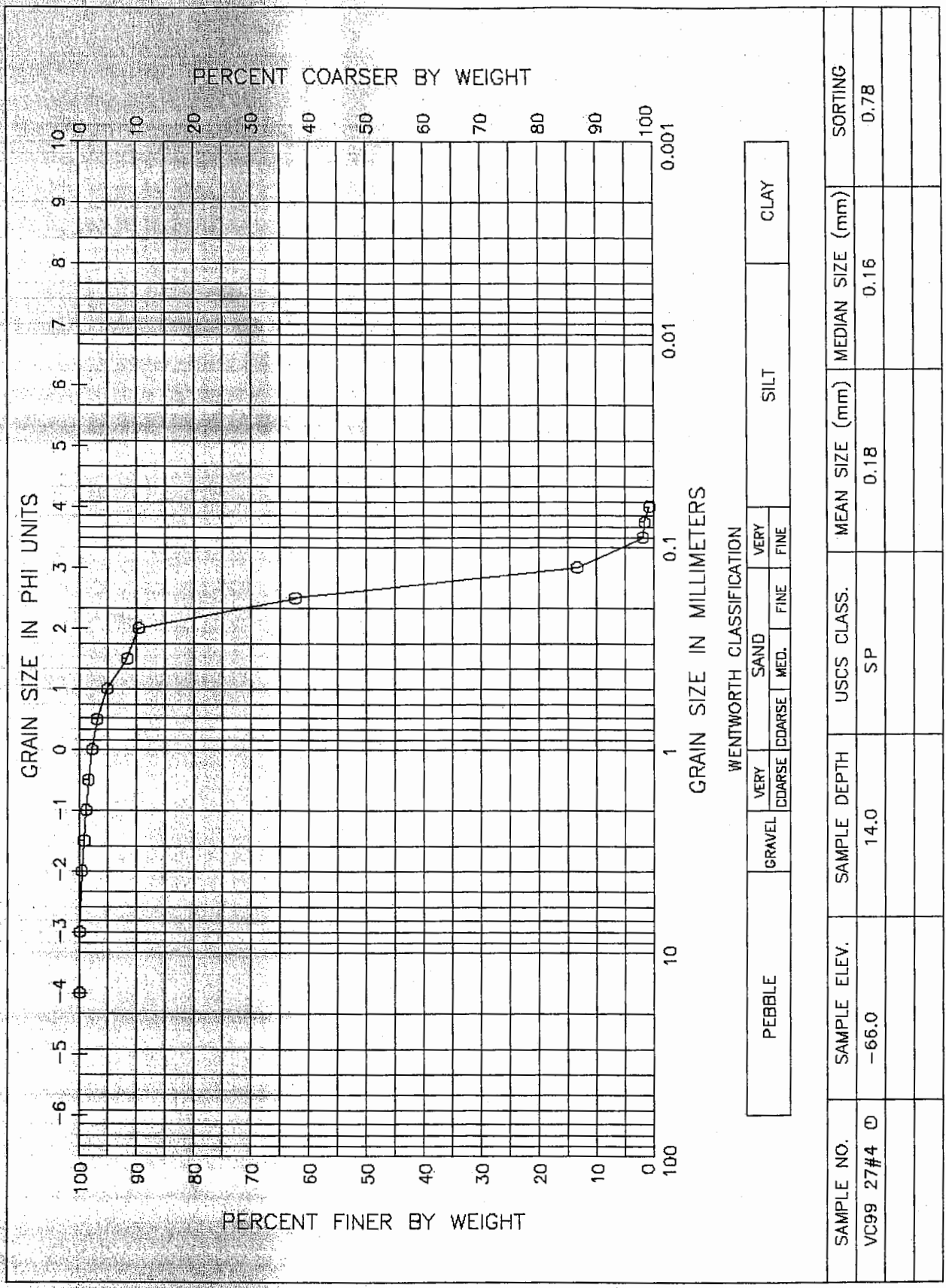
GRAIN SIZE DISTRIBUTION CURVE
TOWN OF PALM BEACH



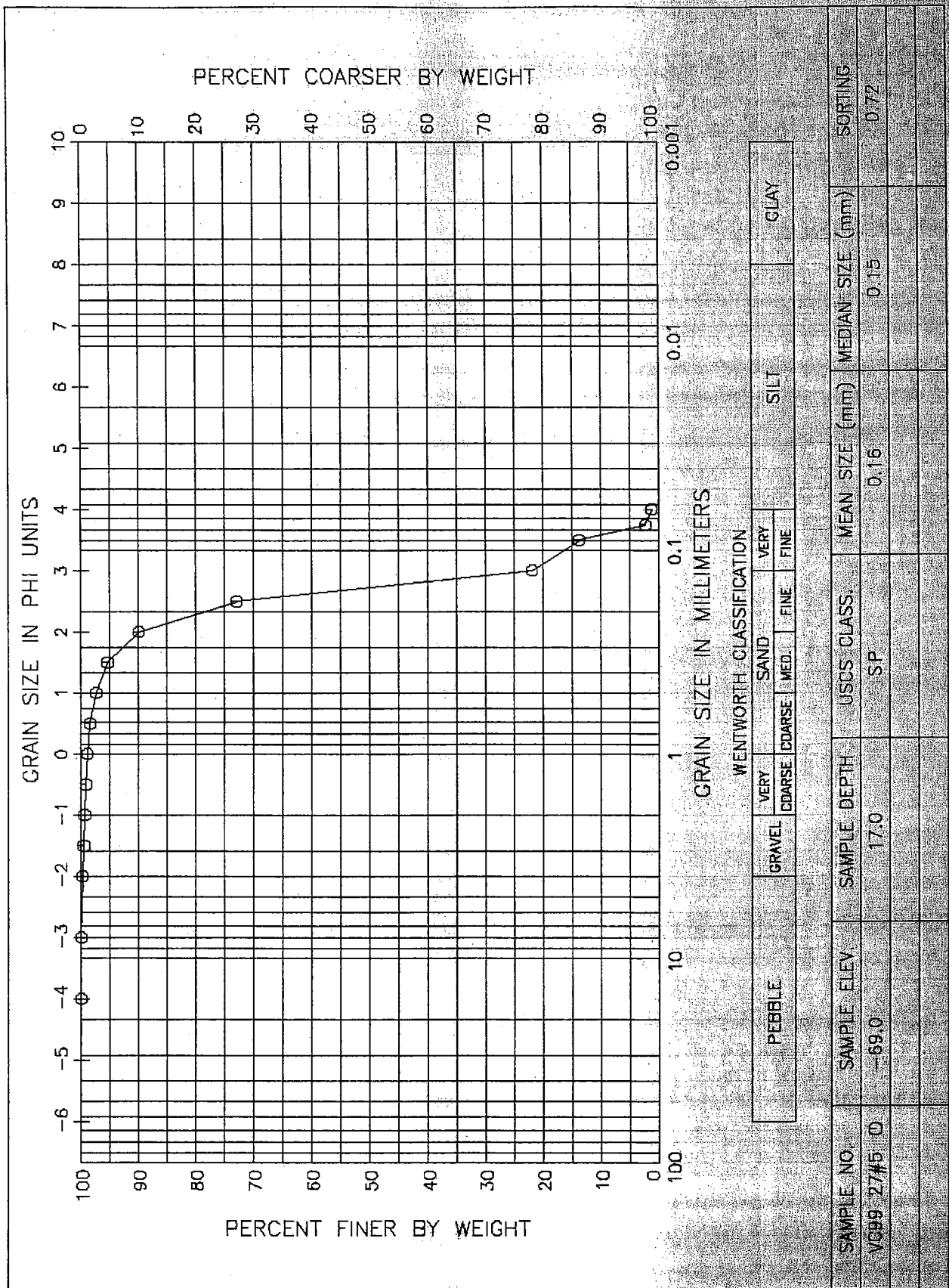
GRAIN SIZE DISTRIBUTION CURVE
TOWN OF PALM BEACH



GRAIN SIZE DISTRIBUTION CURVE
TOWN OF PALM BEACH



GRAIN SIZE DISTRIBUTION CURVE
TOWN OF PALM BEACH



GRAIN SIZE DISTRIBUTION CURVE
TOWN OF PALM BEACH